

## Week 52 Highlights

The weekly Influenza Watch summarizes the flu surveillance in the City of Cleveland. The metrics in this report include the number and percentage of emergency department visits for influenza-like illness, confirmed hospitalizations for the flu, and the deaths each week due to pneumonia and influenza.

- This week, flu activity is classified as “moderate”
- 4.69% of the deaths reported were due to pneumonia. No influenza deaths were reported this week, and there has been one influenza death so far this season.
- There were 30 confirmed cases of influenza-associated hospitalization reported this week. There have been 118 influenza-associated hospitalizations so far this season.
- 2.56% of emergency department visits were for flu-like illness

**Flu Intensity:** Moderate



### Seasonal Flu Intensity



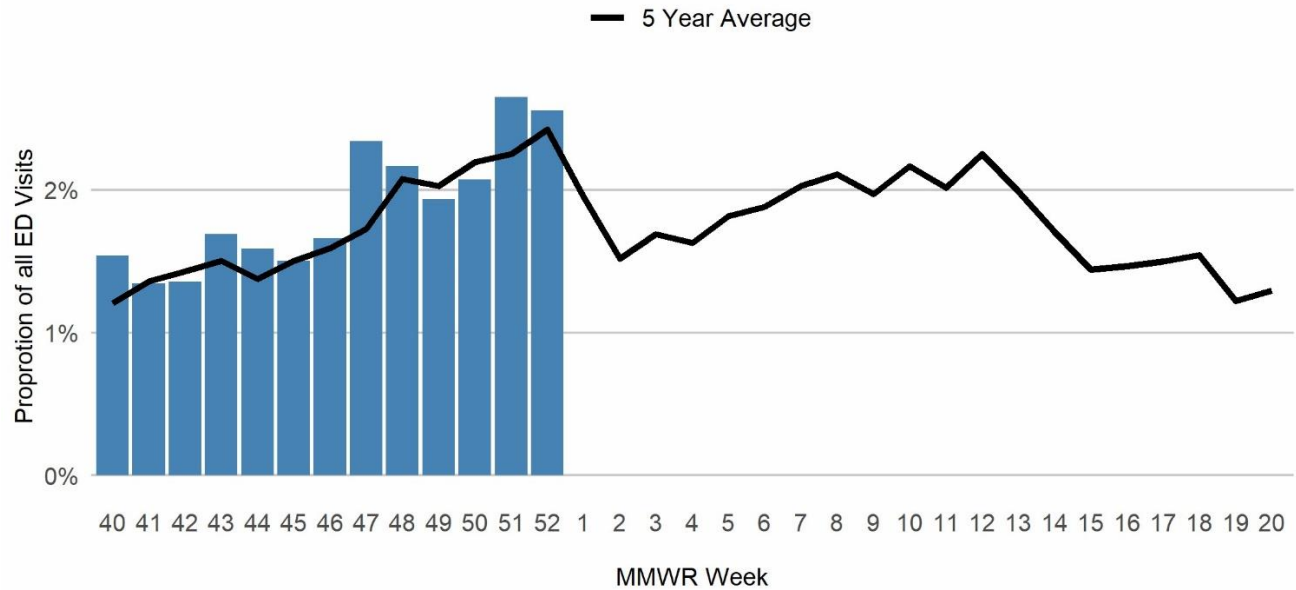
COVID-19 & Influenza (Flu) Intensity Indicators	This Week n (%)	Activity Compared to Last Week	Season Total n (%)
Emergency Department visits for Influenza-Like Illnesses	109 (2.56%)	-0.09%	989 (1.88%)
Confirmed Influenza Hospitalizations <sup>‡</sup>	39	+9	118
Confirmed COVID-19 Hospitalizations	8	+3	125
Pneumonia- & Influenza-Related Deaths	12 (4.69%)	-1.27%	190 (4.97%)

\*Deaths represent all deaths for Cuyahoga County. All other data presented are City of Cleveland-specific. Data are preliminary and subject to change as more information is gained.

The three indicators for calculating the intensity thresholds are based [on 2017 methodology from the Centers for Disease Control and Prevention.](#)

Influenza-Like Illnesses

**Influenza ED Visits 2023-2024 by Week**



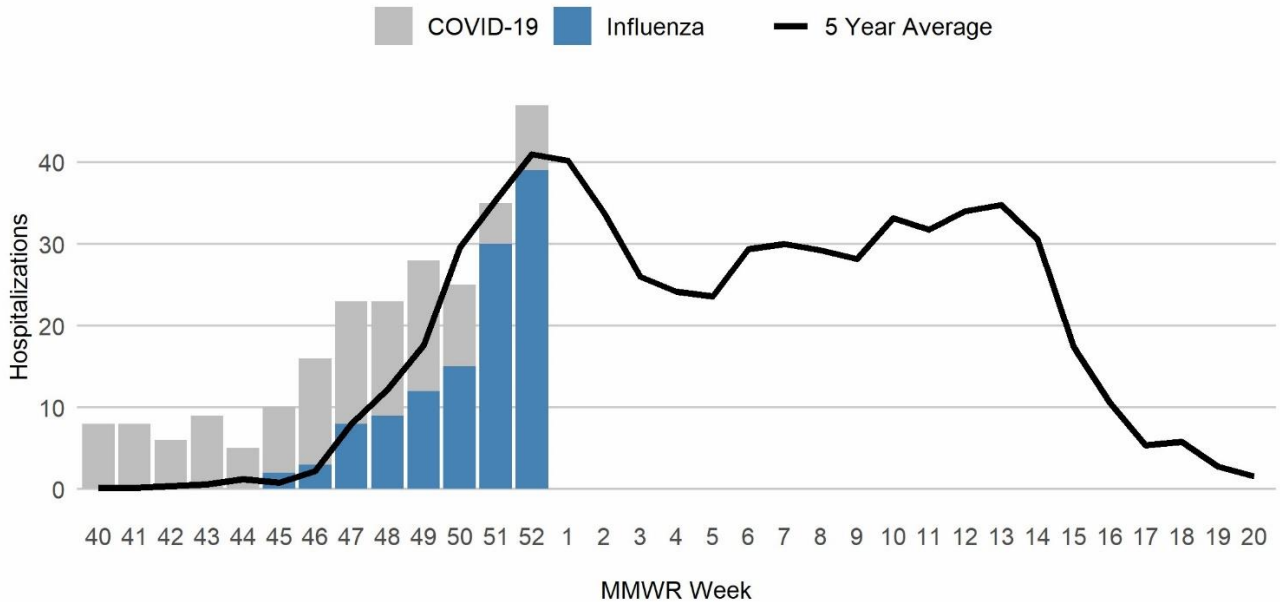
<b>LOW</b> < 1.88%	<b>MODERATE</b> 1.88% - 1.94%	<b>HIGH</b> 1.94% - 1.99%	<b>VERY HIGH</b> 1.99% <
-----------------------	----------------------------------	------------------------------	-----------------------------

The proportion of Emergency Room visits for influenza-like illnesses is above the very high threshold and higher than the 5-years average. This week, 44% of the visits were among males. Regarding race and ethnicity, 40% of visits were Black or African American individuals; 28% were among White individuals; and 32% of visits were among other racial groups. One quarter (25%) of visits were among Hispanic or Latin individuals. The median age this week is 5 years.

Data Source: Health Monitoring Systems: EpiCenter 3.5.18. Data extracted on 12/26/2023.  
Low, Moderate, and High intensity thresholds are defined as the 50%, 90%, and 99% Confidence Intervals, respectively, based on the 5-Year Average of previous seasons

## Influenza or COVID-19-Associated Hospitalizations

### Influenza and COVID-19 Hospitalizations 2023-2024 by Week

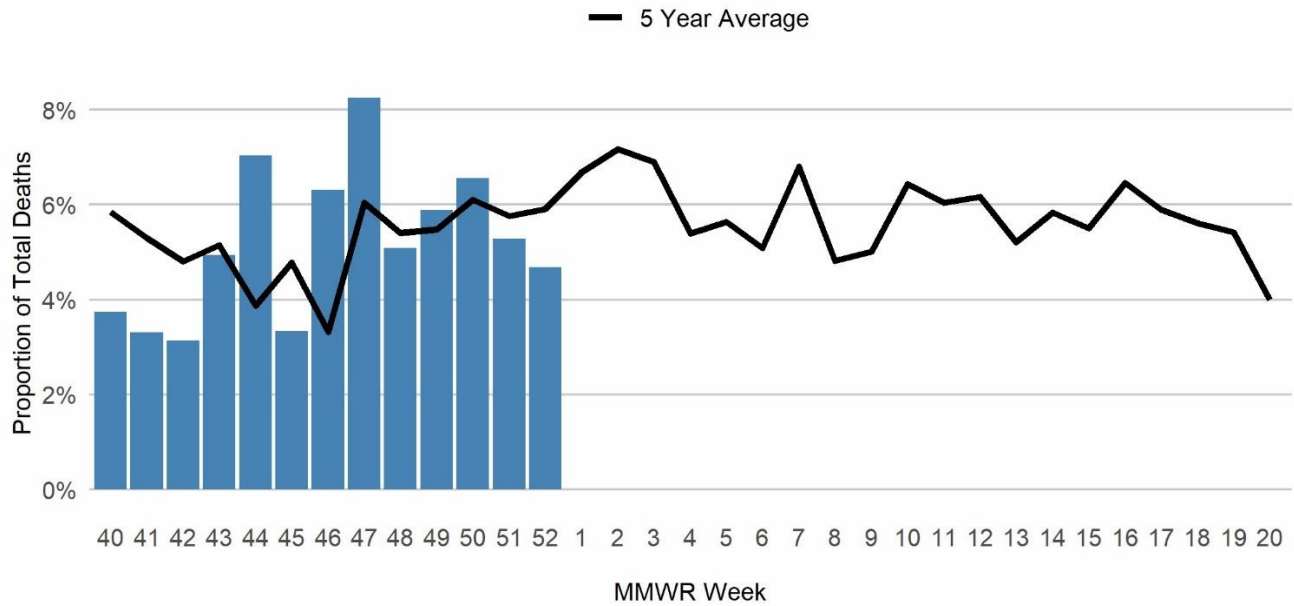


There have been 39 Influenza-Associated Hospitalizations (IAH) reported this week among individuals aged 2 to 84 years. This marks slight increase from the previous week, bringing the total influenza-associated hospitalizations for the season to 118. COVID-19 has accounted for more hospitalizations so far this fall. COVID-19 hospitalizations remained consistent, with eight reported during the current week. COVID-19 hospitalizations still primarily affect residents 60 years of age and older.

Data Source: Ohio Department of Health: Ohio Disease Reporting System. Data extracted on 12/26/2023. Data are preliminary and subject to change as more information is gained.  
Low, Moderate, and High intensity thresholds are defined as the 50%, 90%, and 99% Confidence Intervals, respectively, based on the 5-Year Average of previous seasons.

**Pneumonia- & Influenza-Associated Deaths\***

**Influenza, COVID-19, and Pneumonia Deaths 2023-2024 by Week**



<b>LOW</b> < 6.02%	<b>MODERATE</b> 6.02% - 6.19%	<b>HIGH</b> 6.19% - 6.34%	<b>VERY HIGH</b> 6.34% <
-----------------------	----------------------------------	------------------------------	-----------------------------

There have been 12 deaths this reporting week due to pneumonia or influenza-related illnesses (P&I). The proportion of P&I deaths is above the high threshold this week. This week, the data shows there was not an influenza or COVID-19-related death, however, there have been five COVID-19-related deaths and one influenza death since the beginning of October. The majority P&I deaths that occurred this week were among individuals aged 45 years and older.

Data Source: Cleveland Department of Public Health Department of Vital Statistics. Data compiled on 12/26/2023. Data are preliminary and subject to change as more information is gained.

\*Deaths represent all deaths for Cuyahoga County. All other data presented are City of Cleveland-specific.

Low, Moderate, and High intensity thresholds are defined as the 50%, 90%, and 99% Confidence Intervals, respectively, based on the 5-Year Average of previous seasons.