

The purpose of the weekly *Influenza Watch* is to summarize current influenza surveillance in the City of Cleveland. **Please note that reported weekly data are preliminary and may change due to delayed submissions and additional laboratory results.**

**Report Contents**  
Page 1: Overview & Summary  
Page 2: Virus Characteristics  
Page 3-5: Trend Graphs  
Page 6: Reporting Information

**Current Week**

**Current Week (ending 01/05/2019)**

- 34 new influenza diagnoses reported this week
- Influenza-like-illness (ILI) among emergency department visits: *Elevated*
- 0 influenza-associated pediatric mortalities reported this week
- 43% of influenza hospitalizations are male, 57% female.

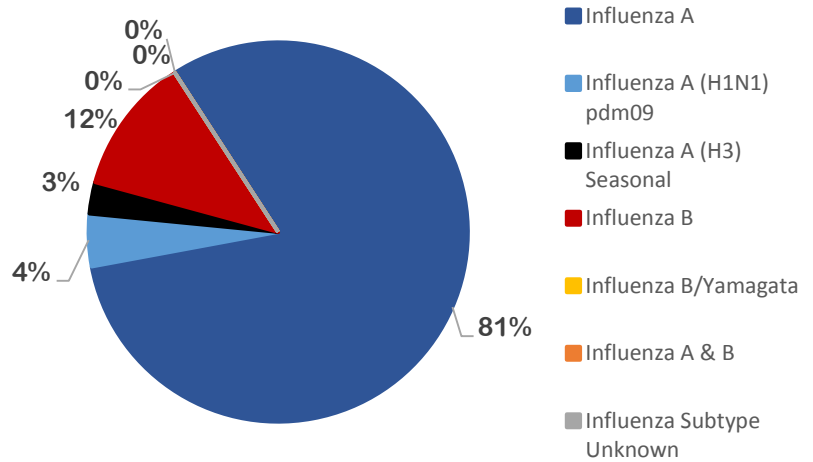
**Current Season Summary**

114  
Total Cases

0  
Outbreaks

0  
Deaths

**Virus Characteristics**



**Previous Week**

**Previous Week (ending 12/29/2018)**

- 27 new influenza diagnoses reported this week
- Influenza-like-illness (ILI) among emergency department visits: *Elevated*
- 0 influenza-associated pediatric mortalities reported this week
- 44% of influenza hospitalizations are male, 56% female.

### Influenza Activity in Ohio and City of Cleveland

Influenza activity was classified as “widespread” throughout Ohio during Week 1 (ending 01/05/2019). Through Week 1 of this influenza season, Ohio Department of Health (ODH) reported zero pediatric influenza-associated mortalities among patients under age 18 years. Public health surveillance data sources indicate low intensity for influenza-like illness (ILI) in outpatient settings reported by Ohio’s sentinel providers. Ohio Department of Health has reported an additional 338 influenza-associated hospitalizations this week, bringing the season (2018-2019) total to 555 influenza-associated hospitalizations. State, Regional and National data is provided by the Ohio Department of Health, [ODH Influenza Activity Summary MMWR 1](#).

In the City of Cleveland activity increased from Week 52 (ending 12/29/2018). More than one peak of activity may be seen during influenza season, so **any City resident over 6 months of age who has not been vaccinated this season should get the shot now to protect themselves from influenza.**

#### Influenza Detections Reported, 2018-2019\*

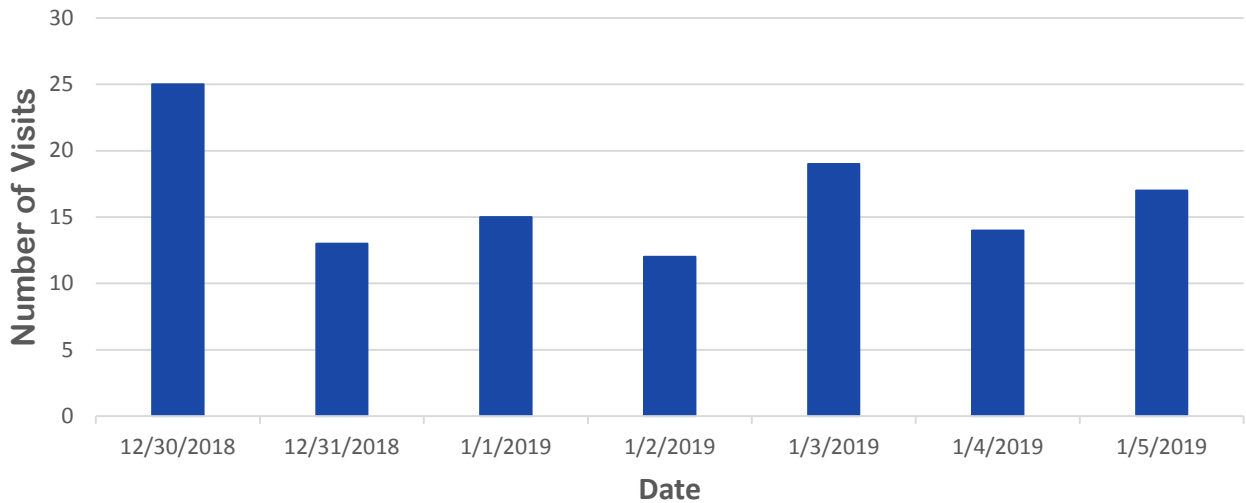
Positive Test Type/Subtype	Week 1	Total To-Date
Influenza A†	31	93
Influenza A (H1N1) Pandemic 2009	2	5
Influenza A (H3) Seasonal	1	3
Influenza B†	0	13
Influenza B/Victoria	0	0
Influenza B/Yamagata	0	0
Influenza A/B†	0	0
Influenza Subtype Unknown	0	0
<b>Total</b>	<b>34</b>	<b>114</b>

\*Data from CDC Week 40 to Week 15.

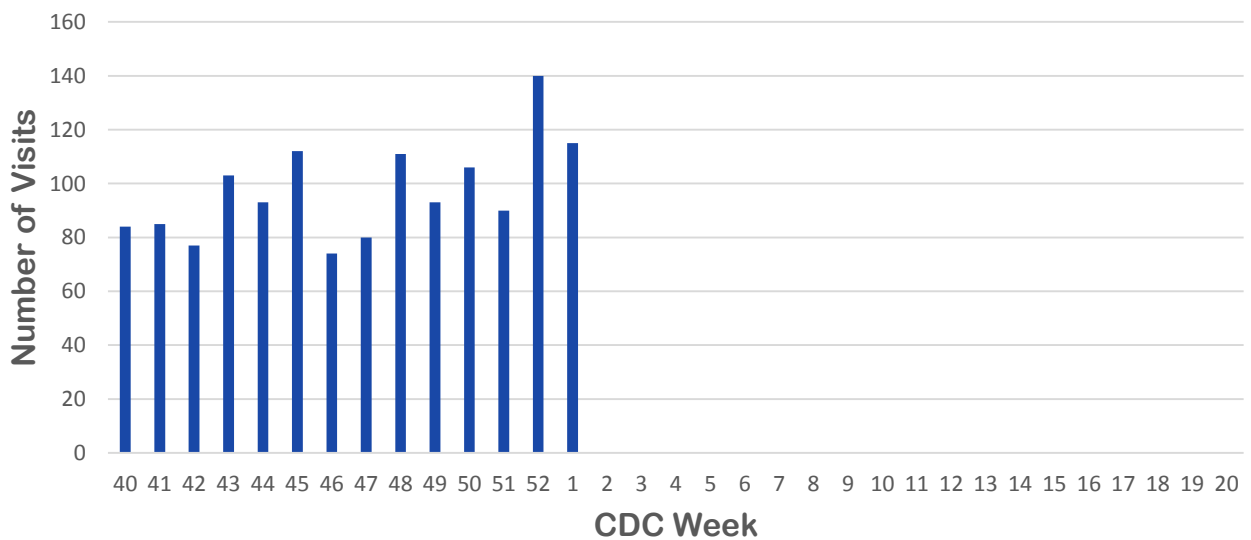
†No further characterization performed.

Note: Totals may change due to further laboratory findings

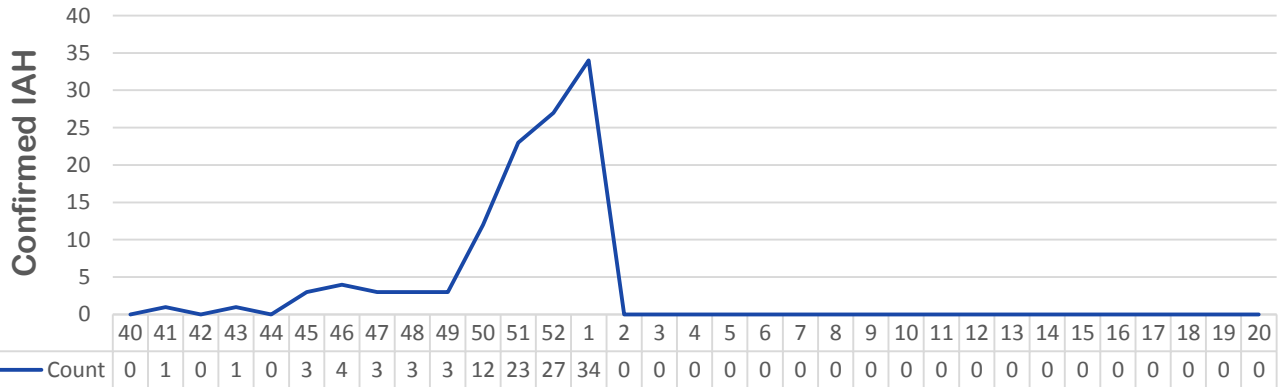
**Figure 1: Number of Emergency Department Visits for Influenza-like Illness in Week 1**



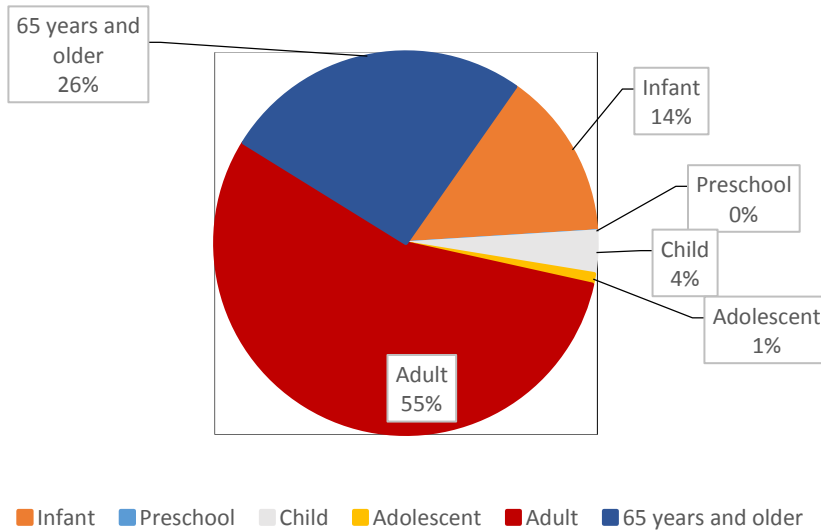
**Figure 2: 2018-2019 Number of Emergency Department Influenza-like Illness Visits**



**Figure 3: 2018-2019 Confirmed Influenza-Associated Hospitalizations by CDC Week for City of Cleveland**



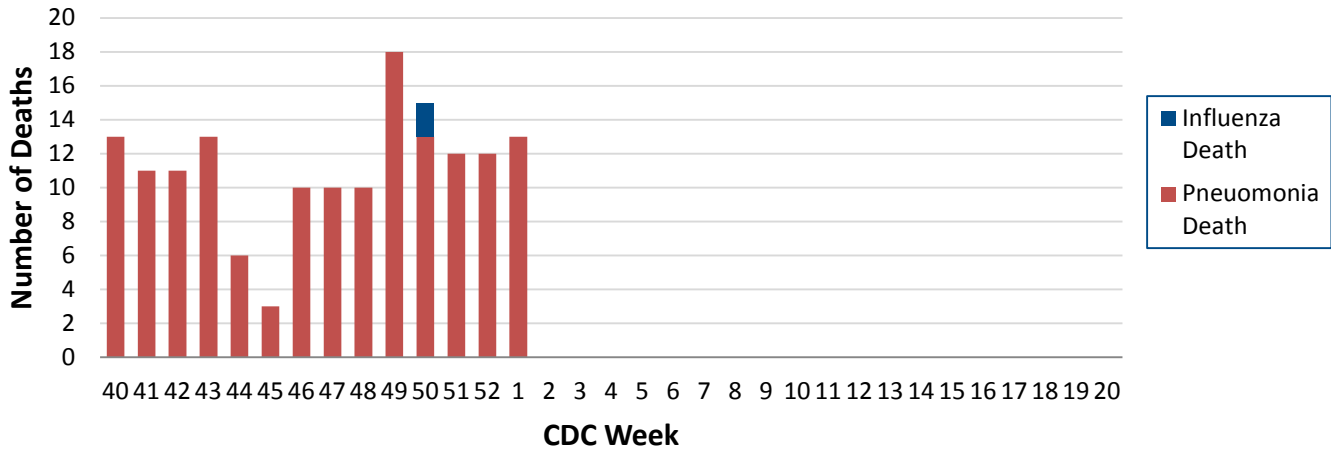
**Figure 4: 2018-2019 Age Distribution of Influenza-associated Hospitalizations in City of Cleveland**



**Infant:** 0-2 years old  
**Preschool:** 3-5 years old  
**Child:** 6-12 years old  
**Adolescent:** 13-17 years old  
**Adult:** 18-64 years old  
**65 years and older**

Infant	Preschool	Child	Adolescent	Adult	65 years and older
16	0	4	1	63	30

**Figure 5: 2018-2019 Number of Deaths Due to Pneumonia and Influenza**



**Pneumonia and Influenza Deaths, 2018-2019\***

Age Category	Week 1		Total To-Date	
	Pneumonia	Influenza	Pneumonia	Influenza
Under 1	0	0	1	0
1-14 years	0	0	0	0
15-24 years	0	0	1	0
25-44 years	0	0	3	0
45-64 years	2	0	27	1
65-74 years	0	0	32	0
75 years and older	11	0	89	1
Unknown	0	0	0	0
<b>Total</b>	<b>13</b>	<b>0</b>	<b>155</b>	<b>2</b>

\*Data from CDC Week 40 to Week 15.

†Data from Cleveland Department of Health Vital Statistics Department.

Note: Totals may change due to further laboratory findings

Note 2: Location of death is in Cleveland, Ohio – not home residence location.

## Influenza Reporting in the City of Cleveland

Local providers are encouraged to report laboratory positive influenza detections to Katie Romig, Chief Epidemiologist by FAX 216-664-6159. Please fax a [Case Report Form](#) and/or a printed laboratory result, and indicate if the patient was admitted to the hospital, and/or is a resident of a congregate living facility.

For questions regarding the influenza watch summary please call Katie Romig at 216-420-7743 or email to: [kromig@city.cleveland.oh.us](mailto:kromig@city.cleveland.oh.us)

### Resources

Ohio Department of Health [Influenza](#)

City of Cleveland Department of Public Health [Flu Reports](#)

Center for Disease Control and Prevention Influenza Surveillance [Weekly Report](#)

Source/Reference: San Diego County Influenza Watch