

The purpose of the weekly *Influenza Watch* is to summarize current influenza surveillance in the City of Cleveland. **Please note that reported weekly data are preliminary and may change due to delayed submissions and additional laboratory results.**

Report Contents
Page 1: Overview & Summary
Page 2: Virus Characteristics
Page 3-4: Trend Graphs
Page 5: Reporting Information

Current Week

Current Week (ending 03/23/2019)

- 39 new influenza diagnoses reported this week
- Influenza-like-illness (ILI) among emergency department visits: *Elevated*
- 0 influenza-associated pediatric mortality reported this week
- 46 % of influenza hospitalizations are male, 54% female.

Current Season Summary

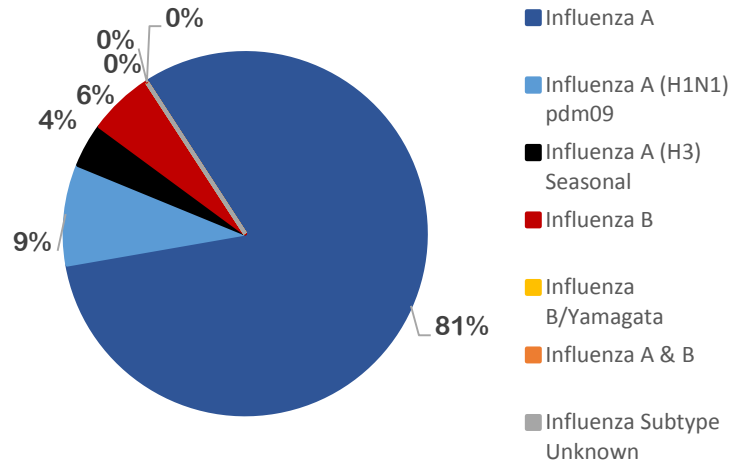
**436
Total Cases**

**1
Outbreak**

**1
Death***

*Refers to a Influenza-associated Pediatric Mortality

Virus Characteristics



Previous Week

Previous Week (ending 03/16/2019)

- 45 new influenza diagnoses reported this week
- Influenza-like-illness (ILI) among emergency department visits: *Elevated*
- 0 influenza-associated pediatric mortality reported this week
- 50% of influenza hospitalizations are male, 50% female.

Influenza Activity in Ohio and City of Cleveland

Influenza activity was classified as “widespread” throughout Ohio during Week 12 (ending 03/23/2019). Through Week 12 of this influenza season, Ohio Department of Health (ODH) reported four (4) pediatric influenza-associated mortalities among patients under age 18 years. Public health surveillance data sources indicate low intensity for influenza-like illness (ILI) in outpatient settings reported by Ohio’s sentinel providers. Ohio Department of Health has reported an additional 1190 influenza-associated hospitalizations this week, bringing the season (2018-2019) total to 7741 influenza-associated hospitalizations. State, Regional and National data is provided by the Ohio Department of Health, [ODH Influenza Activity Summary MMWR 12](#).

In the City of Cleveland activity slightly decreased from Week 11 (ending 03/16/2019). More than one peak of activity may be seen during influenza season, so any City resident over 6 months of age who has not been vaccinated this season should get the shot now to protect themselves from influenza.

Influenza Detections Reported, 2018-2019*

| Positive Test Type/Subtype | Week 12 | Total To-Date |
|----------------------------------|-----------|---------------|
| Influenza A† | 34 | 355 |
| Influenza A (H1N1) Pandemic 2009 | 1 | 39 |
| Influenza A (H3) Seasonal | 0 | 17 |
| Influenza B† | 4 | 24 |
| Influenza B/Victoria | 0 | 0 |
| Influenza B/Yamagata | 0 | 0 |
| Influenza A/B† | 0 | 0 |
| Influenza Subtype Unknown | 0 | 0 |
| Total | 39 | 436 |

*Data from CDC Week 40 to Week 15.

†No further characterization performed.

Note: Totals may change due to further laboratory findings

Figure 1: Number of Emergency Department Visits for Influenza-like Illness in Week 12

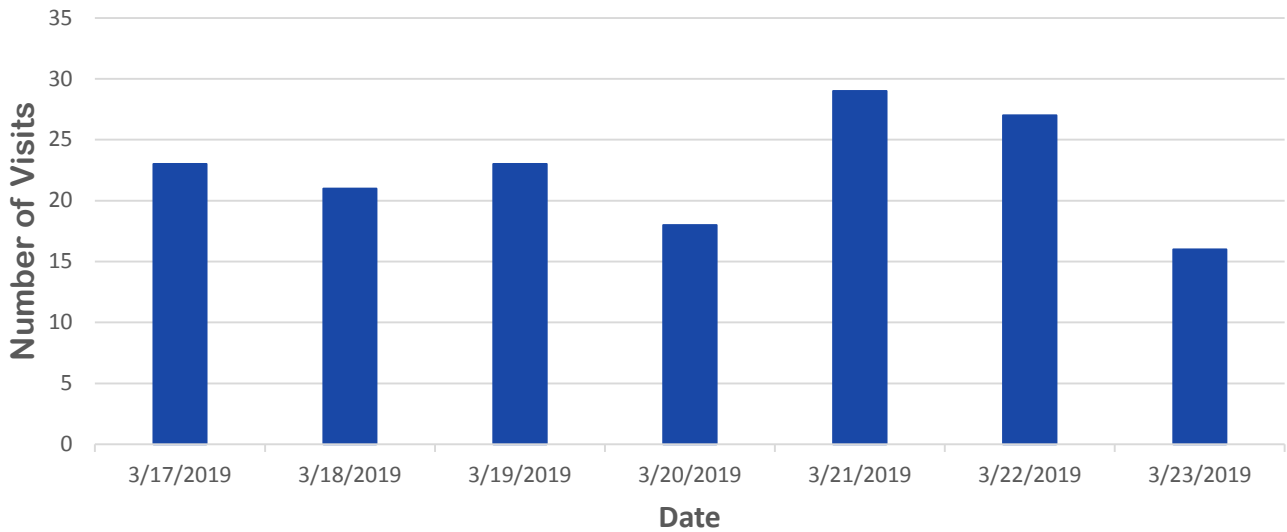


Figure 2: 2018-2019 Number of Emergency Department Influenza-like Illness Visits

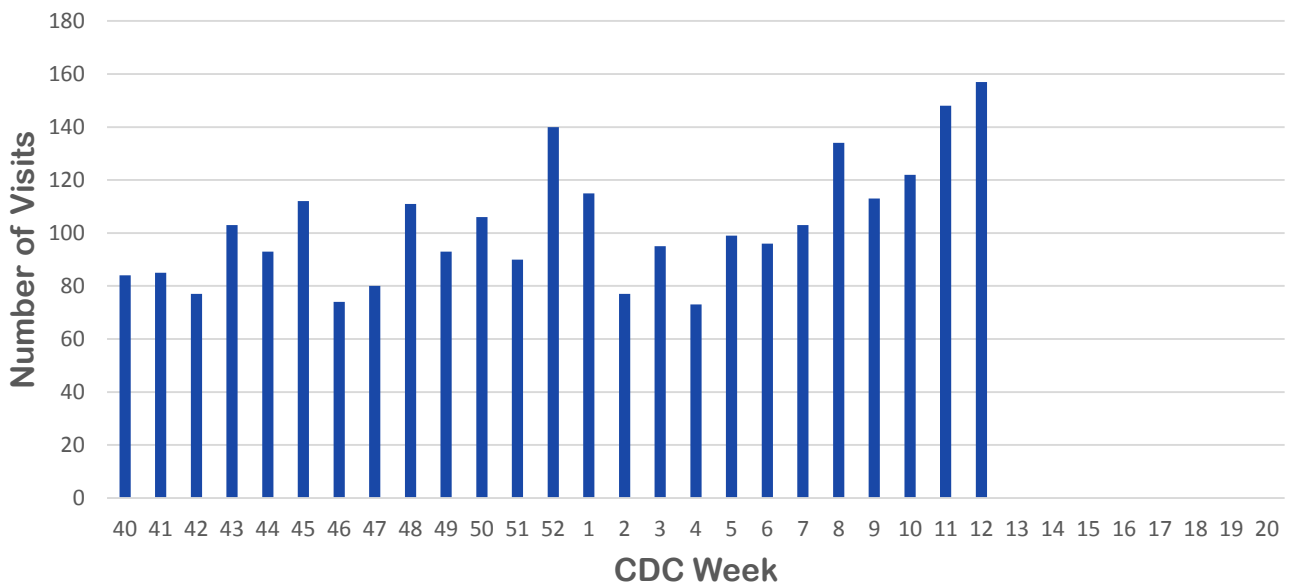


Figure 3: 2018-2019 Confirmed Influenza-Associated Hospitalizations by CDC Week for City of Cleveland

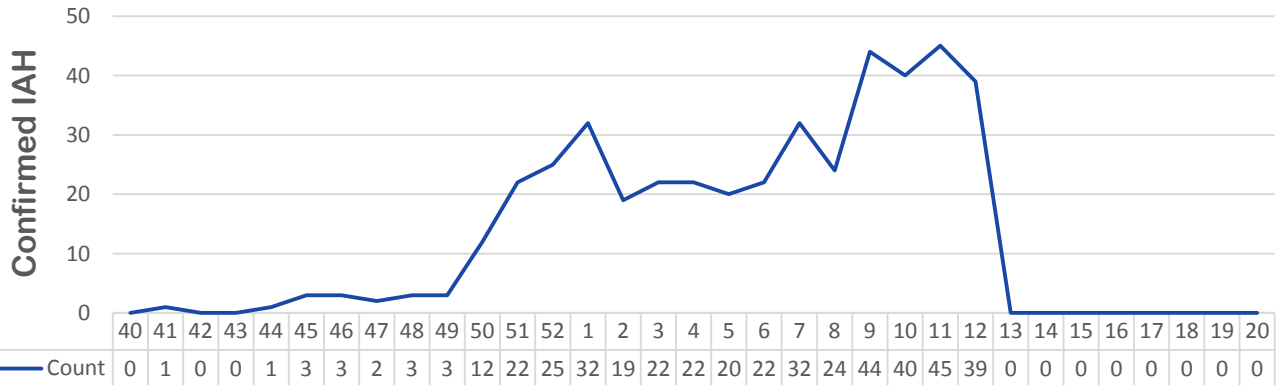
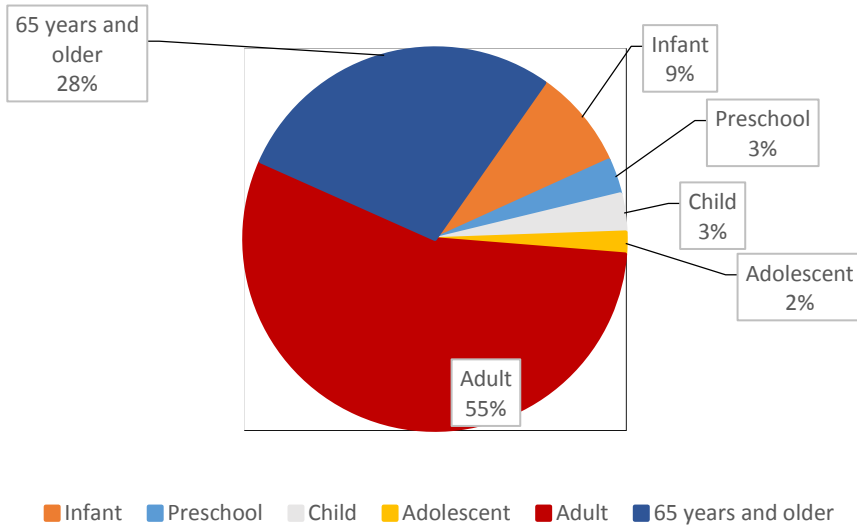


Figure 4: 2018-2019 Age Distribution of Influenza-associated Hospitalizations in City of Cleveland



Infant: 0-2 years old
Preschool: 3-5 years old
Child: 6-12 years old
Adolescent: 13-17 years old
Adult: 18-64 years old
65 years and older

| Infant | Preschool | Child | Adolescent | Adult | 65 years and older |
|--------|-----------|-------|------------|-------|--------------------|
| 37 | 13 | 14 | 8 | 241 | 122 |

Influenza Reporting in the City of Cleveland

Local providers are encouraged to report laboratory positive influenza detections to Katie Romig, Chief Epidemiologist by FAX 216-664-6159. Please fax a [Case Report Form](#) and/or a printed laboratory result, and indicate if the patient was admitted to the hospital, and/or is a resident of a congregate living facility.

For questions regarding the influenza watch summary please call Katie Romig at 216-420-7743 or email to: kromig@city.cleveland.oh.us

Resources

Ohio Department of Health [Influenza](#)

City of Cleveland Department of Public Health [Flu Reports](#)

Center for Disease Control and Prevention Influenza Surveillance [Weekly Report](#)

Source/Reference: San Diego County Influenza Watch