


Current Season Summary:

November 24 – November 30, 2019
MMWR Week 48

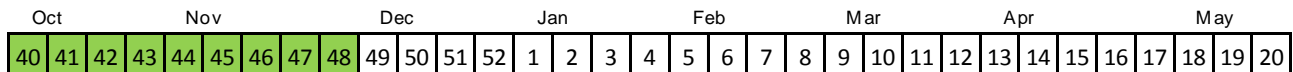
This week there were 148 emergency department visits for influenza-like illnesses out of 5,867 total visits to emergency departments; there were 4 hospitalizations for influenza occurred this week; and, there were 10 pneumonia or flu related deaths out of 222 total deaths this week. Only one of the three indicators, influenza-like illnesses, was elevated to a *very high* threshold this week. Therefore, the seasonal flu intensity remains *Low*.

Flu Intensity This Week

Flu activity this week was minimal and remains at low intensity



Seasonal Flu Intensity

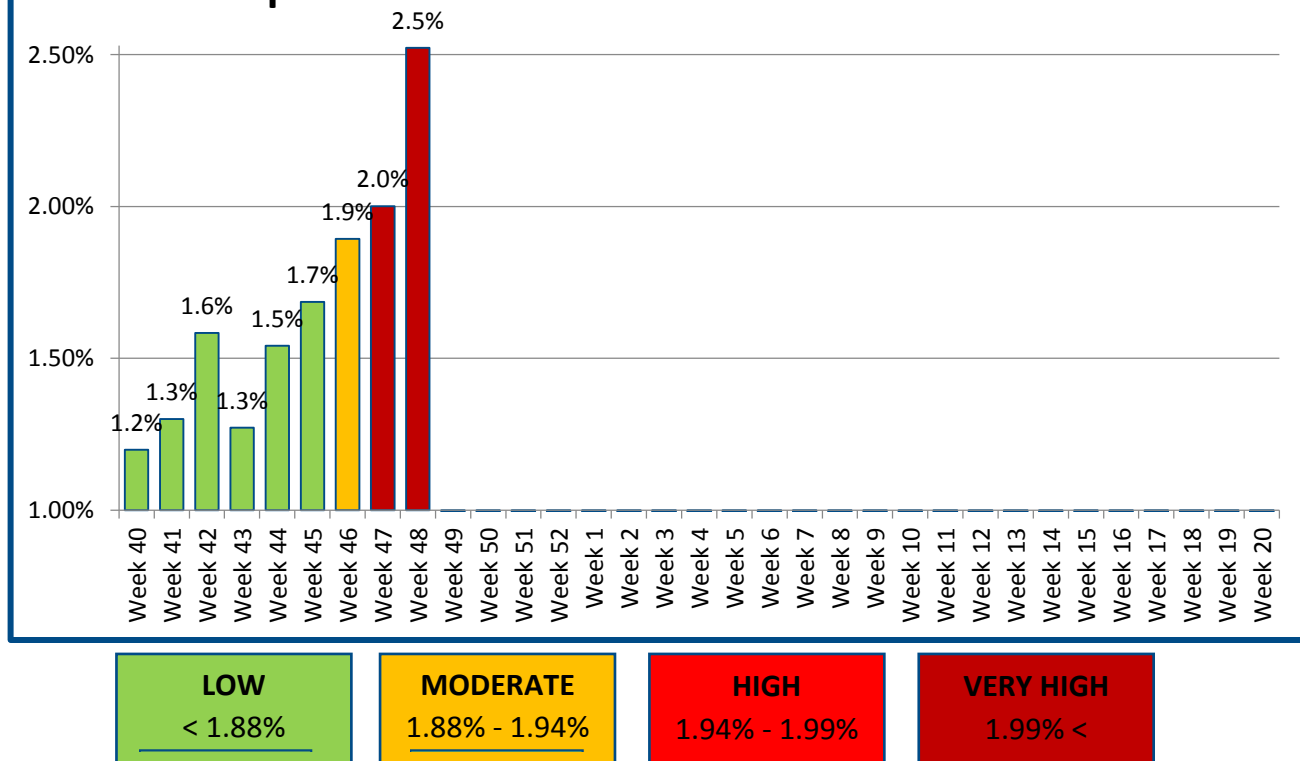


Flu Intensity Indicators	This Week n (%)	Season Total n (%)
Emergency Department Visits for Influenza-Like Illnesses	148 (2.52%)	908 (1.66%)
Confirmed Influenza Hospitalizations	4	7
Pneumonia- & Influenza-Related Deaths*	10 (4.5%)	112 (4.5%)

*Deaths represent all deaths for Cuyahoga County. All other data presented are City of Cleveland-specific

Influenza-Like Illnesses

Figure 1: 2019-2020 Proportion of Emergency Department Visits for Influenza-Like Illnesses

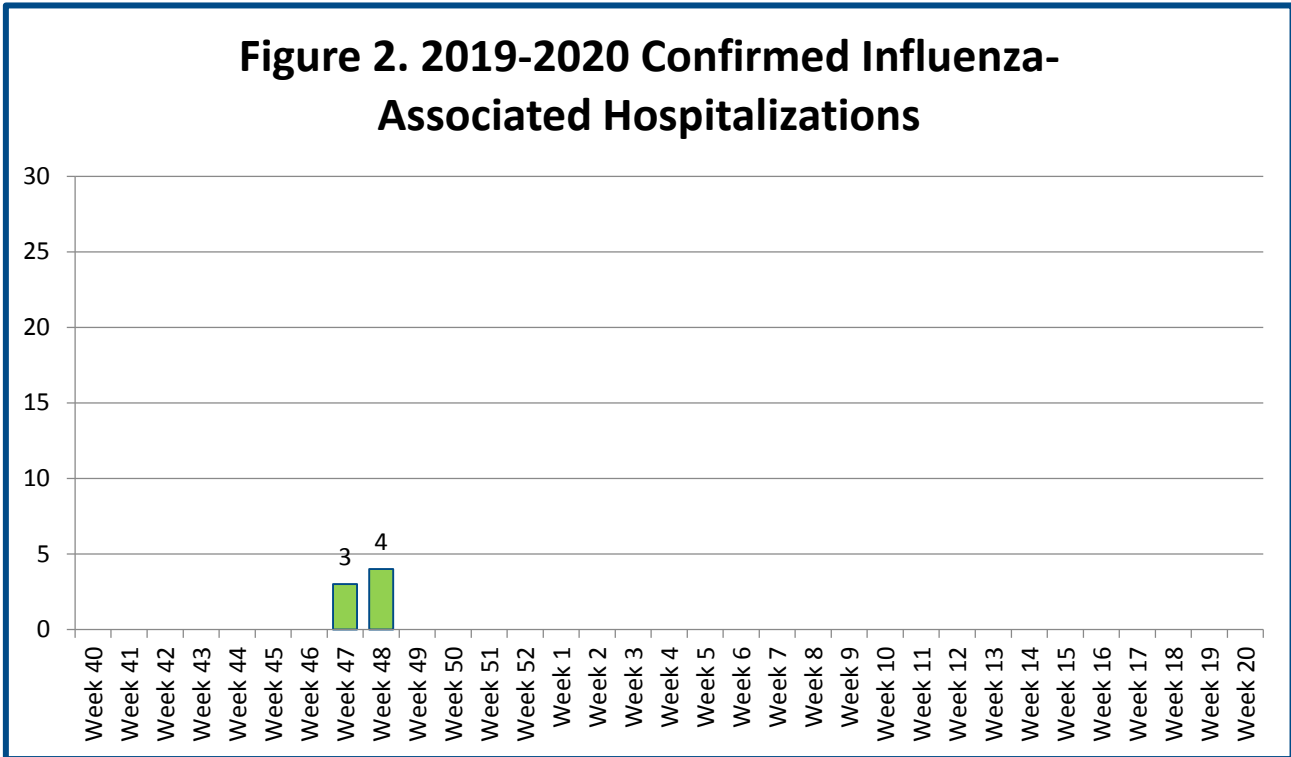


The proportion of Emergency Room visits for influenza-like illnesses was elevated to the *very high* threshold. This week 53% of visits were among males. Regarding race and ethnicity, 29% of visits were Black or African American individuals; 17% were among White or Caucasian individuals; and more than a third (37%) of visits were among Other racial groups. About one third (30%) of visits were among Hispanic or Latino individuals. The median age was 4 years.

Data Source: Health Monitoring Systems: EpiCenter 3.5.17. Data extracted on 12/2/2019.

Hospitalizations

Figure 2. 2019-2020 Confirmed Influenza-Associated Hospitalizations



LOW
< 22.71

MODERATE
22.71 – 25.05

HIGH
25.05 – 27.29

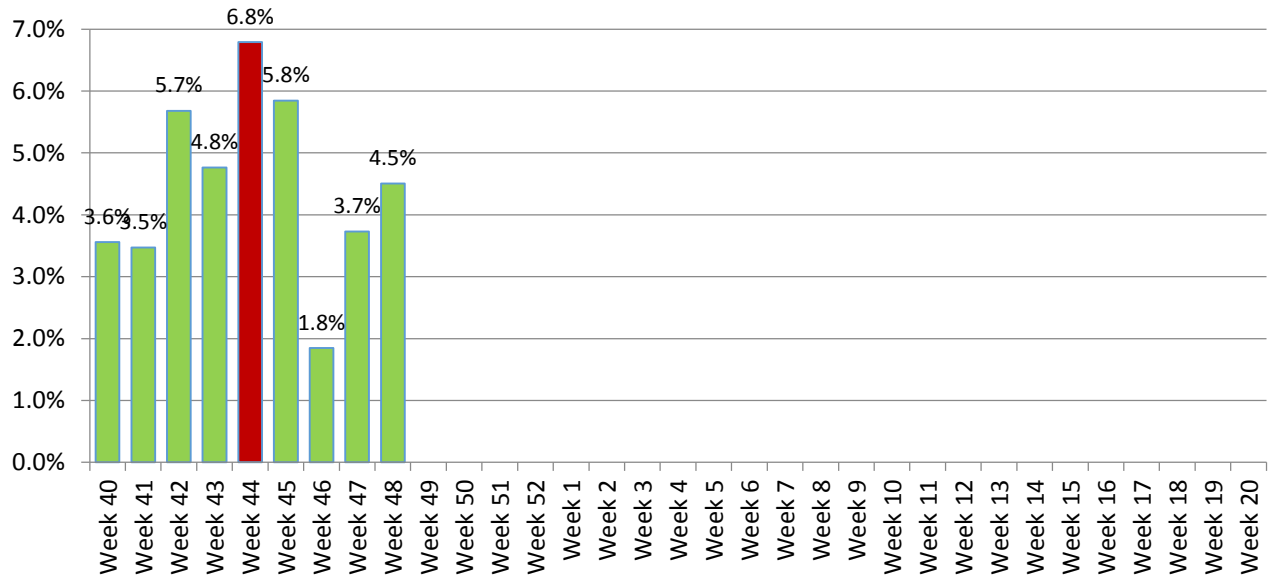
VERY HIGH
27.29 <

There have been 7 hospitalizations related to influenza to-date. The majority (71%) of these are Influenza B-related. Data are preliminary and subject to change as more information is gained.

Data Source: Ohio Department of Health: Ohio Disease Reporting System. Data extracted on 12/6/2019.

Pneumonia- & Influenza-Associated Deaths*

Figure 3. 2019-2020 Proportion of Deaths Associated with Pneumonia or Influenza



LOW
< 6.02%

MODERATE
6.02% - 6.19%

HIGH
6.19% - 6.34%

VERY HIGH
6.34%<

The proportion of deaths due to pneumonia or influenza-related (P&I) illnesses is still within the *low* threshold this week. Of all P&I deaths that have occurred this season, all are associated with pneumonia and not influenza.

All P&I deaths that occurred this week were among individuals age 45 and older. To-date, only 2 P&I deaths have occurred among younger age groups, specifically within those 25-44 years of age.

Data Source: Cleveland Department of Public Health Department of Vital Statistics. Data compiled on 12/3/2019.

*Deaths represent all deaths for Cuyahoga County. All other data presented are City of Cleveland-specific