



March 19<sup>th</sup> to March 25<sup>th</sup>, 2017 (MMWR Week 12)

### Highlights

Flu Indicators	Current Level of Activity (Low-Moderate-High)	Percent Change from Last Week	# of Weeks 
Current Flu Activity Level	<b>High</b>	N/A	(10 Weeks)
Total Number of Influenza Associated Hospitalizations	Flu Season to Date: 422 MMWR Week 12: 49	<b>+16.7%</b>	(2 Weeks)
Total Number of Influenza Deaths for Cuyahoga County	Flu Season to Date: 15 MMWR Week 12: 4	<b>0.0%</b>	(1 Week)
School Absenteeism due to Illness	MMWR Week 11: 37 MMWR Week 12: N/A	N/A (Spring Break)	(1 Week)
Total Number of Fever + Influenza like Illness ER Visits	Flu Season to Date: 3459 MMWR Week 12: 188	<b>+22.9%</b>	(1 Week)
Percentage of ER Visits due to Fever and Influenza like Illness Symptoms	2.0%	N/A	(1 Week)
Percentage of Deaths due to Flu and Pneumonia	Pneumonia: 6.91% Flu: 1.45%	<b>+90.0%</b> <b>0.0%</b>	(2 Weeks) (1 Week)

### Influenza-Related Deaths

There were a total of 4 influenza deaths reported this week.

- Adults aged 75 years and over accounted for 75.00% of all influenza related deaths
- Influenza deaths accounted for 1.45% of all deaths reported this week
- The number of influenza deaths **stayed the same** compared to last week (4 deaths)

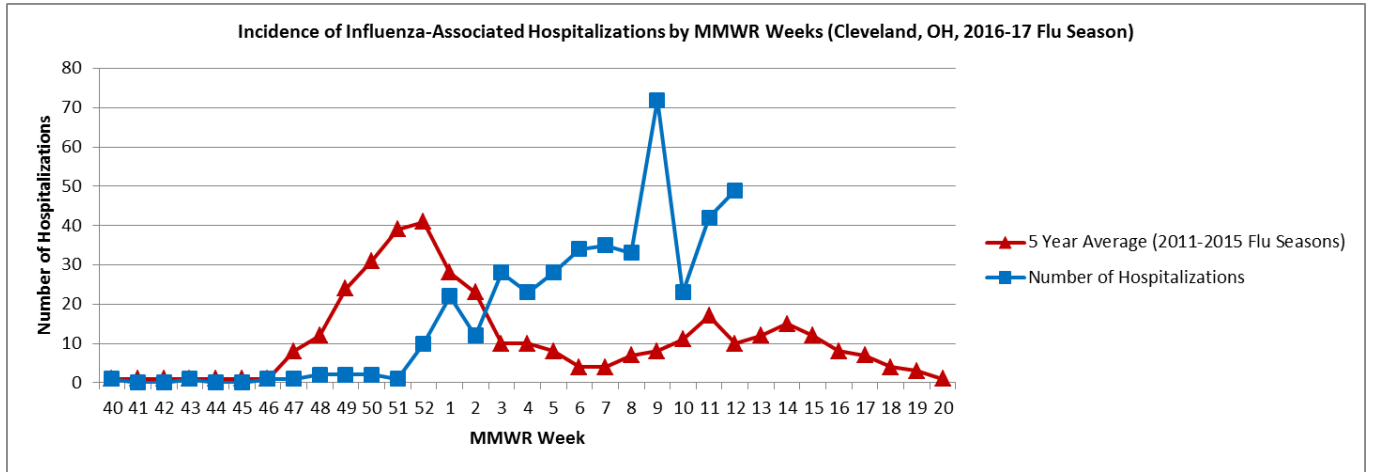
Influenza Deaths	Age	Sex	Race	Residence
#1	83	Female	White	Strongsville
#2	71	Male	Black	Oakwood Village
#3	95	Female	Black	Bedford Heights
#4	85	Female	Black	Cleveland Heights

*\*Due to the small number of deaths, underlying health issues will not be provided.\**

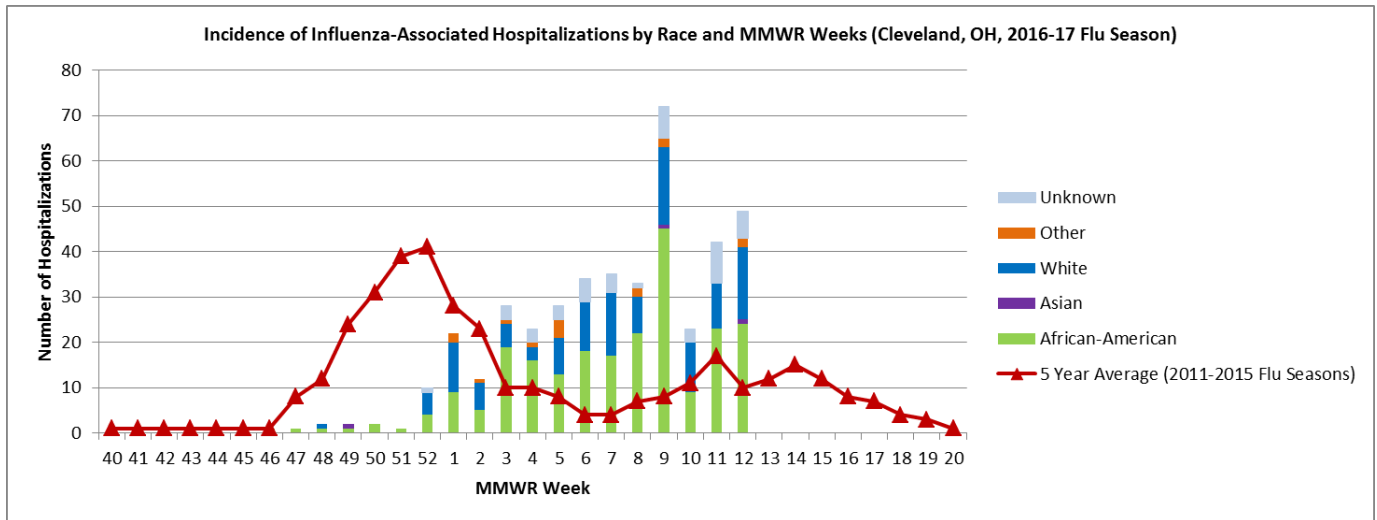
Created by: CDPH Office of Communicable Disease Surveillance and Epidemiology

\*\*IAH: Case reporting fluctuations may contribute to an unequal deviation in the number of weekly reported cases. IAH cases only include patients during the 2016-2017 flu season (MMWR Week 40 to Week 20). \*\*

**Figure 1: Influenza-Associated Hospitalizations**



**Figure 2: Influenza-Associated Hospitalizations by Race**



Created by: CDPH Office of Communicable Disease Surveillance and Epidemiology

\*\*IAH: Case reporting fluctuations may contribute to an unequal deviation in the number of weekly reported cases. IAH cases only include patients during the 2016-2017 flu season (MMWR Week 40 to Week 20). \*\*

Figure 3: Influenza-Associated Hospitalizations by Gender

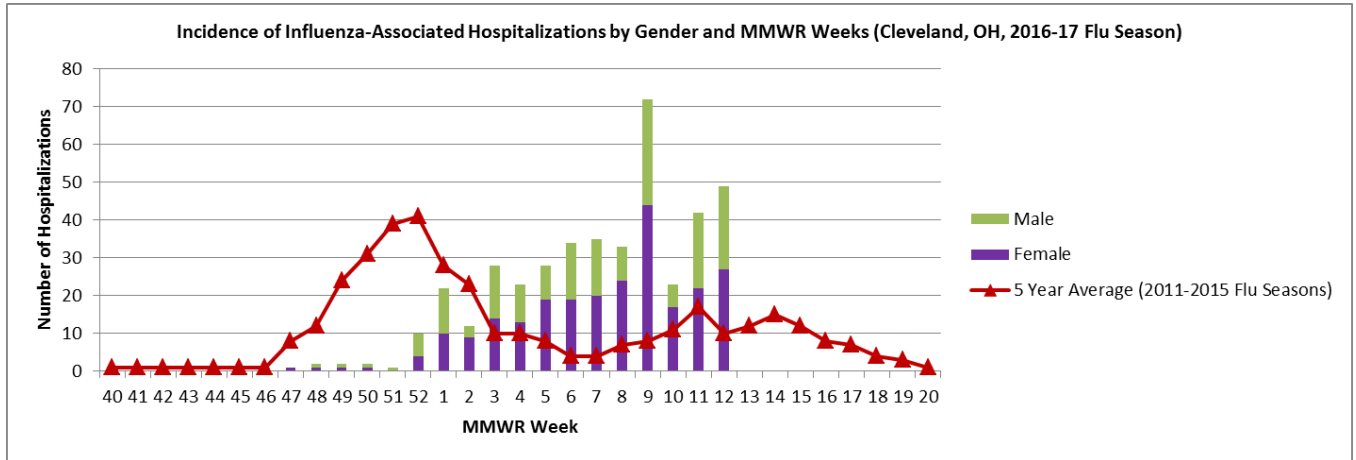
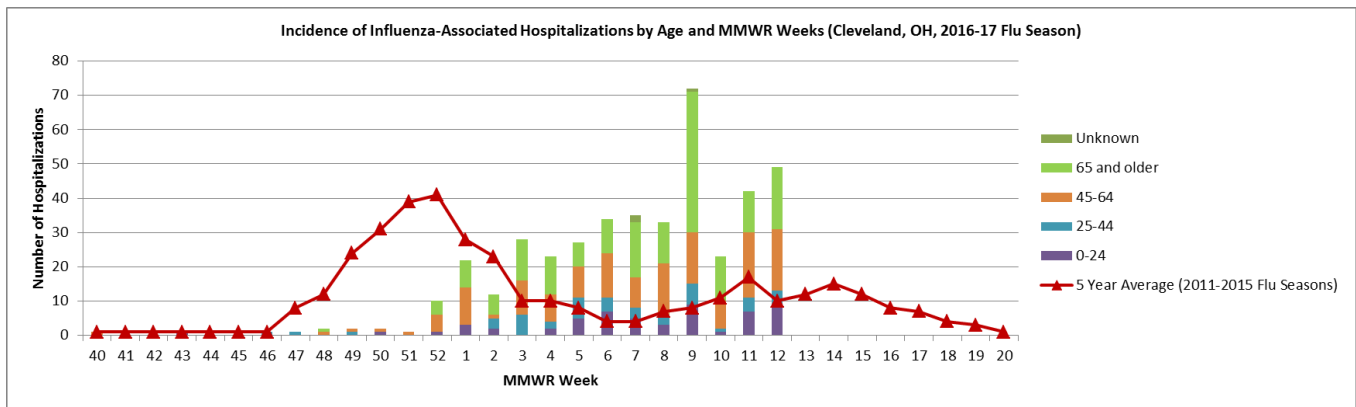


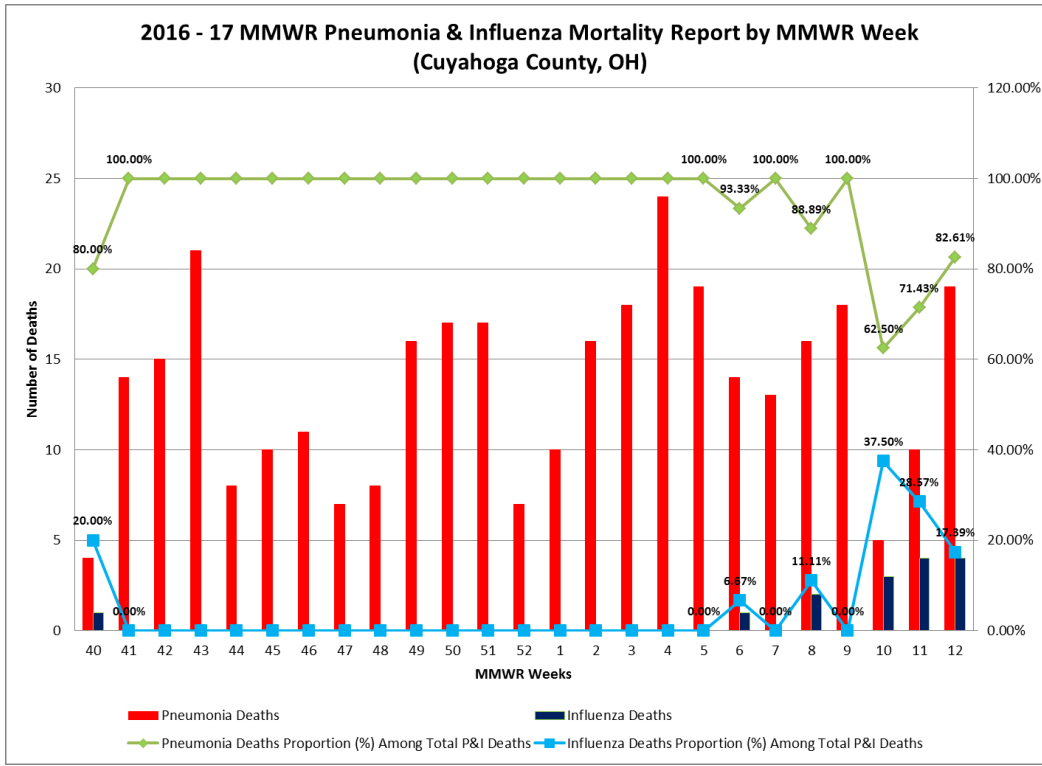
Figure 4: Influenza-Associated Hospitalizations by Age



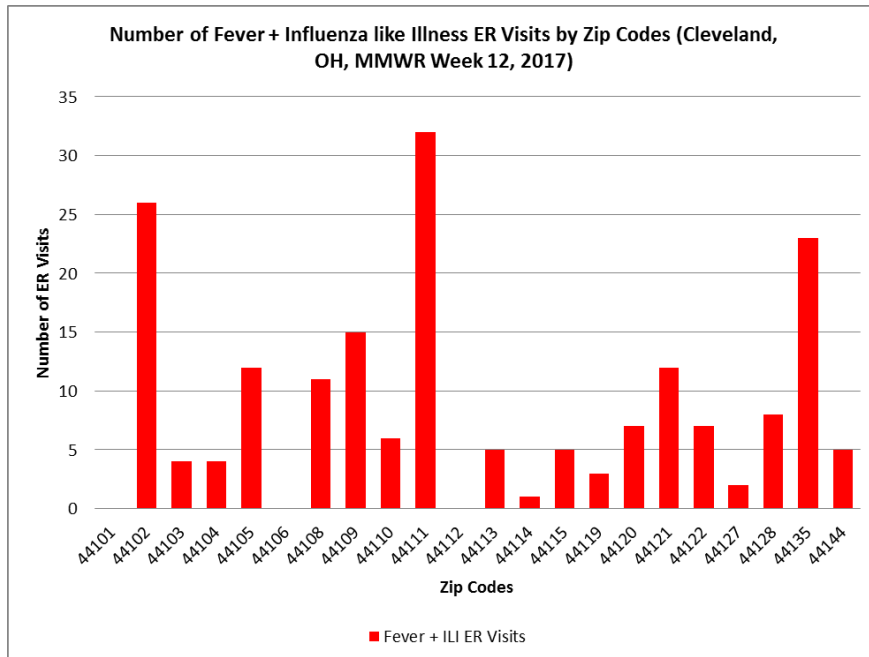
Created by: CDPH Office of Communicable Disease Surveillance and Epidemiology

\*\*IAH: Case reporting fluctuations may contribute to an unequal deviation in the number of weekly reported cases. IAH cases only include patients during the 2016-2017 flu season (MMWR Week 40 to Week 20). \*\*

**Figure 5: Pneumonia and Influenza Mortalities Reported by MMWR Week**



**Figure 6: Number of Fever + Influenza-like Illness ER Visits**



Created by: CDPH Office of Communicable Disease Surveillance and Epidemiology

\*\*IAH: Case reporting fluctuations may contribute to an unequal deviation in the number of weekly reported cases. IAH cases only include patients during the 2016-2017 flu season (MMWR Week 40 to Week 20). \*\*

**Additional Influenza Related Links**

- Weekly National Influenza Reports from the CDC: <http://www.cdc.gov/flu/weekly>
- Weekly State Influenza Reports from the ODH: <http://www.odh.ohio.gov/features/odhfeatures/seasflu/ohfluactivity.aspx>
- Cleveland Flu and You: <http://clevelandfluandyou.org/>
- CDC Flu Prevention Tips: <http://www.cdc.gov/flu/protect/habits.htm>

**Sources**

- 1) **Influenza-Associated Hospitalizations (ODRS)**: Influenza-associated hospitalizations are reported by the Cuyahoga County Board of Health (CCBH) and hospitals using the Ohio Disease Reporting System (ODRS). Hospitalizations can be used as an indicator of the severity of illness during a particular influenza season. This condition became reportable in January 2009.
- 2) **City of Cleveland's Vital Statistics Office**: Cleveland Vital Statistics office reports on deaths that occur in 55 of 59 municipalities in Cuyahoga County (excludes Lakewood, Bedford, Euclid, & Parma) regarding pneumonia & influenza.
- 3) **Emergency Department Visits (EpiCenter)**: EpiCenter collects emergency department chief complaint data from hospitals and urgent care facilities across Cuyahoga County and classifies them into symptom and syndrome categories. Rates for chief complaints regarding fever + ILI and other symptoms commonly detected during the flu season are analyzed.