



October 9th to October 15th, 2016 (MMWR Week 41)

Highlights

| Flu Indicators | Current Level of Activity (Low-Moderate-High) | Percent Change from Last Week | # of Weeks |
|--|--|-------------------------------|----------------------|
| Current Flu Activity Level | Low | N/A | (2 Weeks) |
| Total Number of Influenza Associated Hospitalizations | Flu Season to Date: 1 MMWR Week 41: 0 | N/A | (1 Week) |
| Total Number of Influenza Deaths for Cuyahoga County | Flu Season to Date: 0 MMWR Week 41: 0 | N/A | (2 Weeks) |
| School Absenteeism due to Illness | MMWR Week 40: N/A MMWR Week 41: N/A | N/A | (2 Weeks) |
| Total Number of Fever + Influenza like Illness ER Visits | Flu Season to Date: 223 MMWR Week 41: 127 | N/A | (1 Week) |
| Percentage of ER Visits due to Fever and Influenza like Illness Symptoms | 1.5% | N/A | (1 Week) |
| Percentage of Deaths due to Flu and Pneumonia | Pneumonia: 5.20% Flu: 0.0% | +250.0% N/A | (1 Week) (1 Week) |

Influenza-Related Deaths

There were a total of 0 influenza deaths reported this week.

- No age group had a death reported
- Influenza deaths accounted for 0% of all deaths reported this week
- The number of influenza deaths decreased compared to last week (1 death)

| Influenza Deaths | Age | Sex | Race | Residence |
|------------------|-----|-----|------|-----------|
| | | | | |

Due to the small number of deaths, underlying health issues will not be provided.

Figure 1: Influenza-Associated Hospitalizations

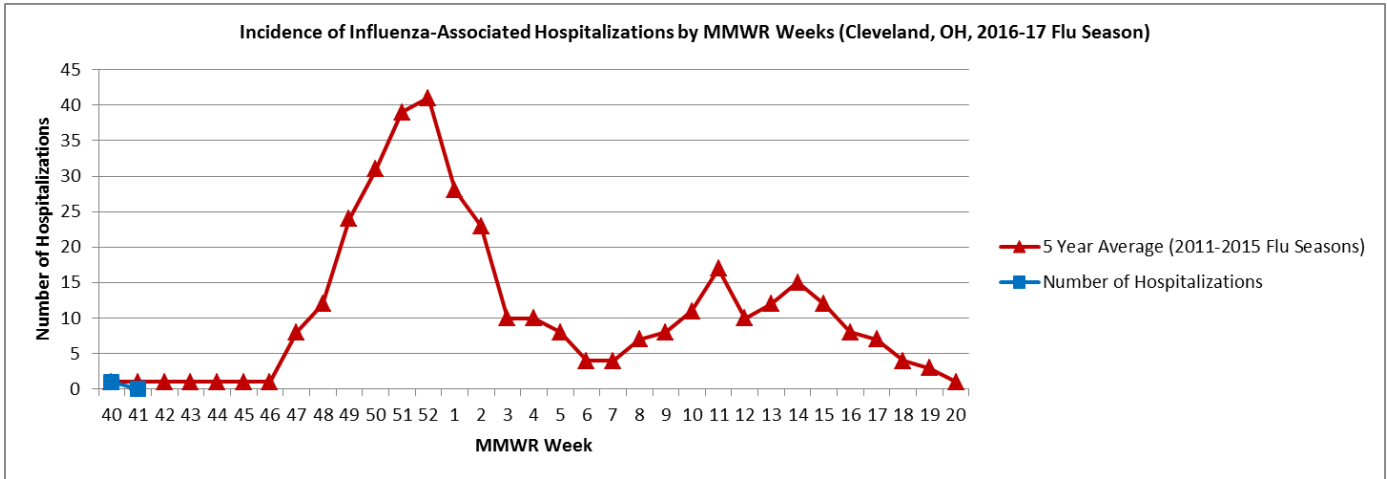
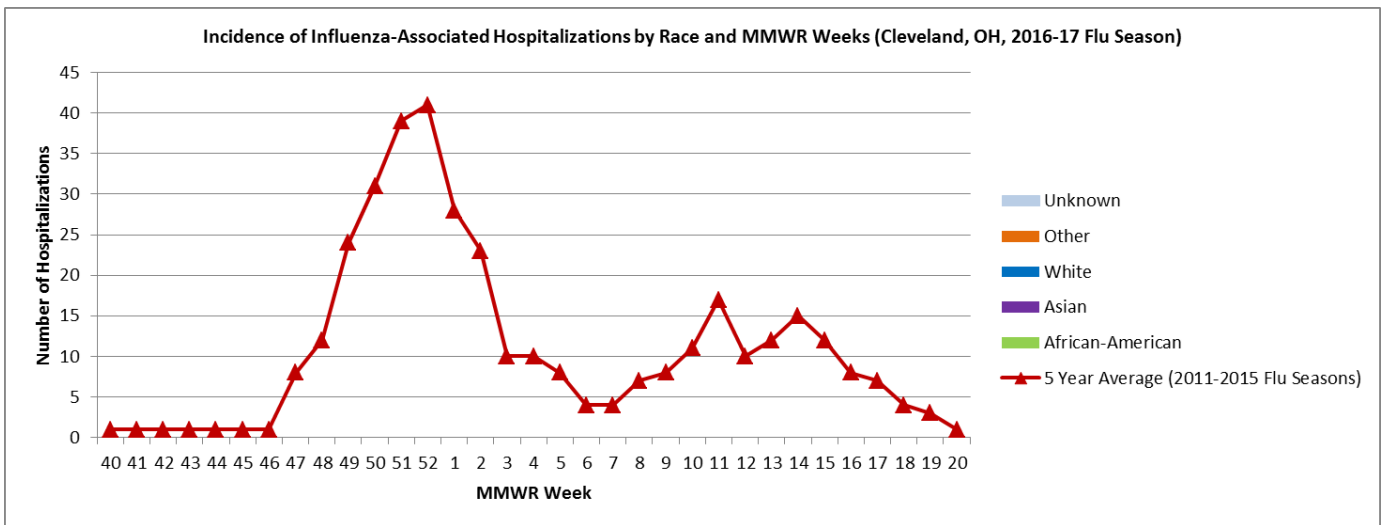


Figure 2: Influenza-Associated Hospitalizations by Race



Created by: CDPH Office of Communicable Disease Surveillance and Epidemiology

**IAH: Case reporting fluctuations may contribute to an unequal deviation in the number of weekly reported cases. IAH cases only include patients during the 2016-2017 flu season (MMWR Week 40 to Week 20). **

Figure 3: Influenza-Associated Hospitalizations by Gender

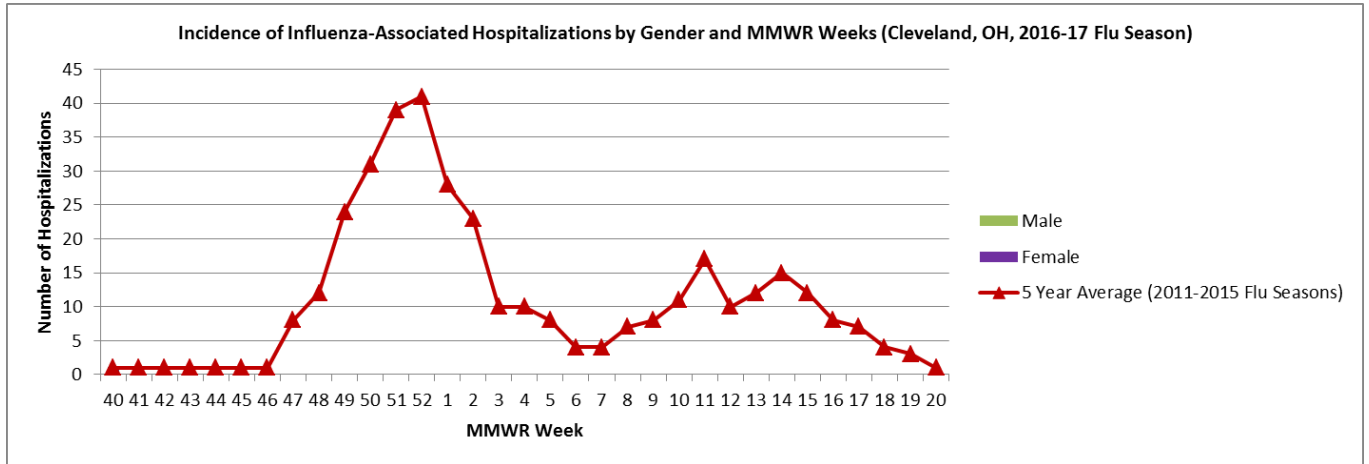
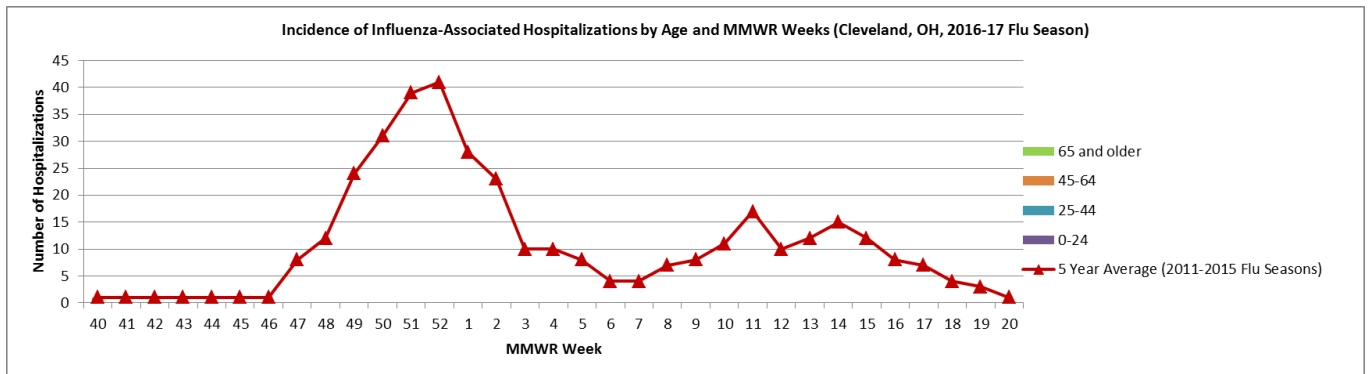


Figure 4: Influenza-Associated Hospitalizations by Age



Created by: CDPH Office of Communicable Disease Surveillance and Epidemiology

**IAH: Case reporting fluctuations may contribute to an unequal deviation in the number of weekly reported cases. IAH cases only include patients during the 2016-2017 flu season (MMWR Week 40 to Week 20). **

Figure 5: Pneumonia and Influenza Mortalities Reported by MMWR Week

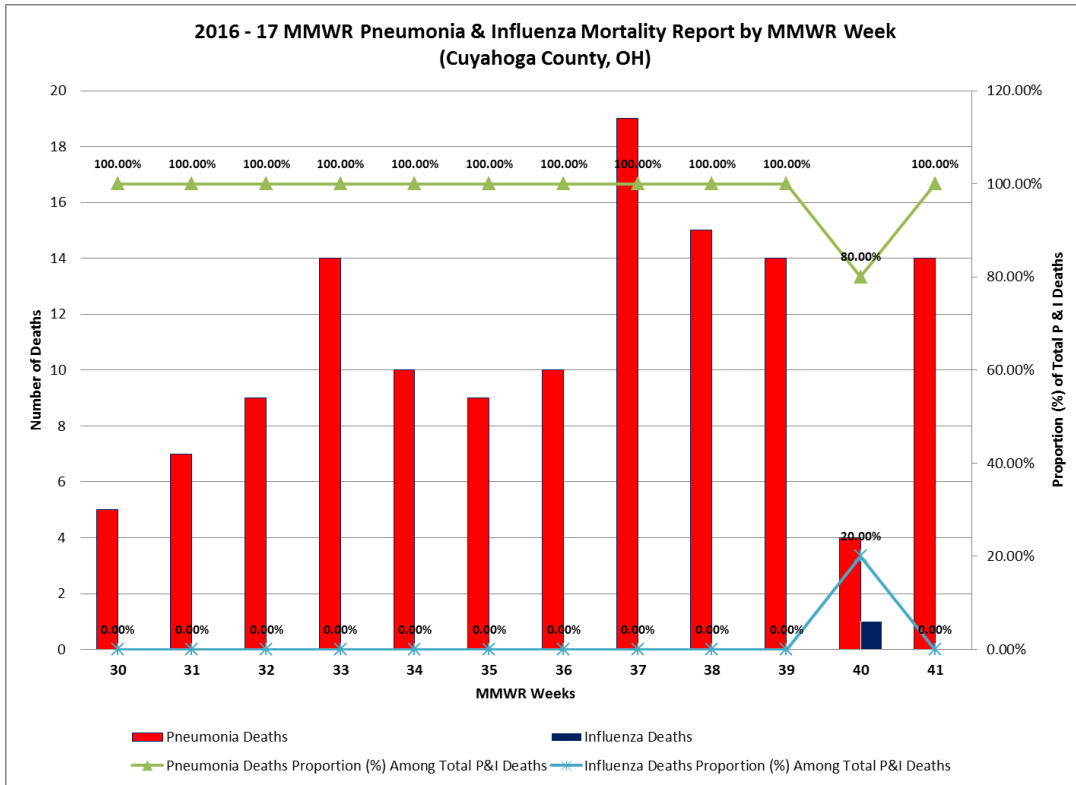
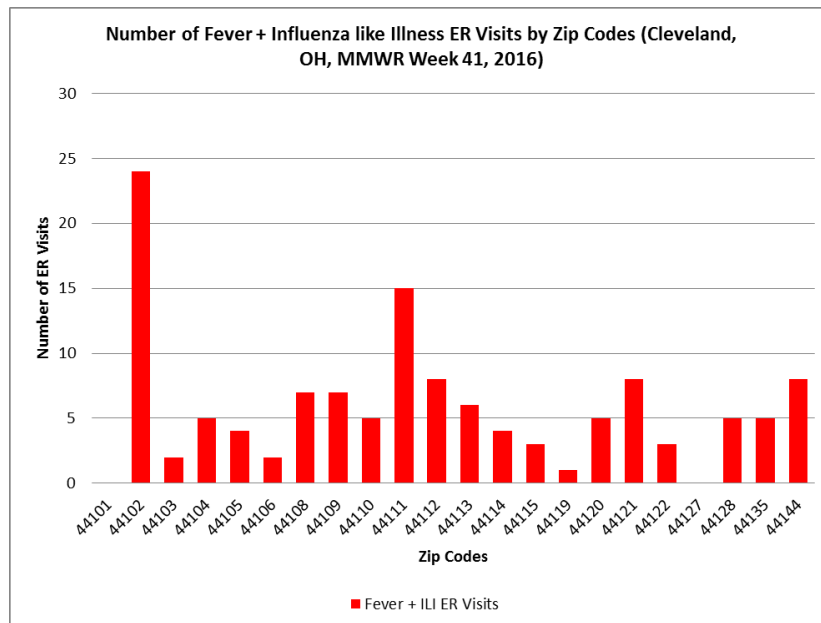


Figure 6: Number of Fever + Influenza-like Illness ER Visits



Created by: CDPH Office of Communicable Disease Surveillance and Epidemiology

**IAH: Case reporting fluctuations may contribute to an unequal deviation in the number of weekly reported cases. IAH cases only include patients during the 2016-2017 flu season (MMWR Week 40 to Week 20). **

Additional Influenza Related Links

- Weekly National Influenza Reports from the CDC: <http://www.cdc.gov/flu/weekly>
- Weekly State Influenza Reports from the ODH: <http://www.odh.ohio.gov/features/odhfeatures/seasflu/ohfluactivity.aspx>
- Cleveland Flu and You: <http://clevelandfluandyou.org/>
- CDC Flu Prevention Tips: <http://www.cdc.gov/flu/protect/habits.htm>

Sources

- 1) **Influenza-Associated Hospitalizations (ODRS)**: Influenza-associated hospitalizations are reported by the Cuyahoga County Board of Health (CCBH) and hospitals using the Ohio Disease Reporting System (ODRS). Hospitalizations can be used as an indicator of the severity of illness during a particular influenza season. This condition became reportable in January 2009.
- 2) **City of Cleveland's Vital Statistics Office**: Cleveland Vital Statistics office reports on deaths that occur in 55 of 59 municipalities in Cuyahoga County (excludes Lakewood, Bedford, Euclid, & Parma) regarding pneumonia & influenza.
- 3) **Emergency Department Visits (EpiCenter)**: EpiCenter collects emergency department chief complaint data from hospitals and urgent care facilities across Cuyahoga County and classifies them into symptom and syndrome categories. Rates for chief complaints regarding fever + ILI and other symptoms commonly detected during the flu season are analyzed.