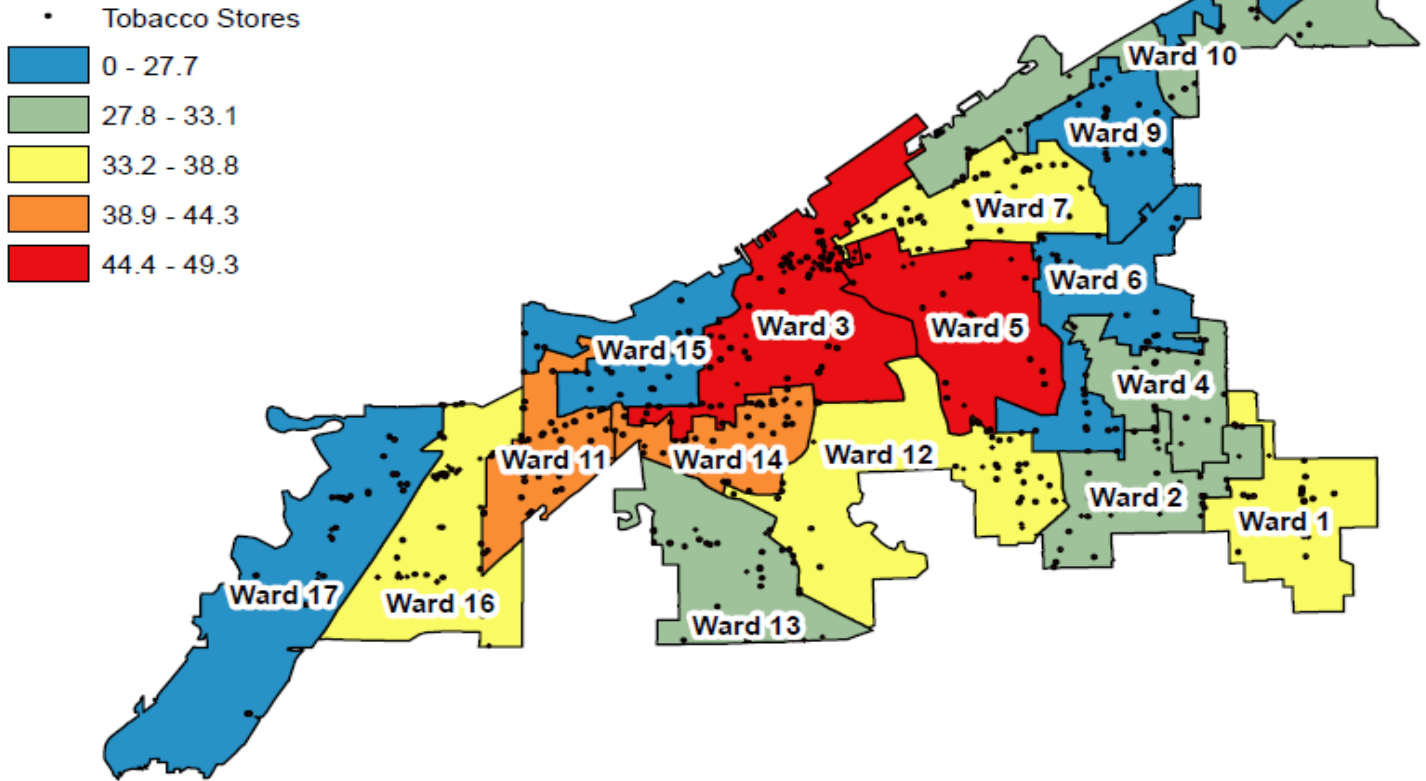


# Diabetes Mortality Rate by Ward in the City of Cleveland, 2010-2014

## Age-Adjusted mortality rates per 100,000



Ward	Total Pop Rate	Ward	Total Pop Rate
1	35.8	10	31.2
2	31.8	11	44.3
3	49.1	12	37.3
4	32.1	13	33.1
5	49.3	14	40.9
6	21.6	15	27.7
7	35.9	16	38.8
8	26.8	17	27.6
9	27.6		



CITY OF CLEVELAND  
Mayor Frank G. Jackson

Questions or Comments Contact Information:

Office of Communicable Disease Surveillance & Epidemiology

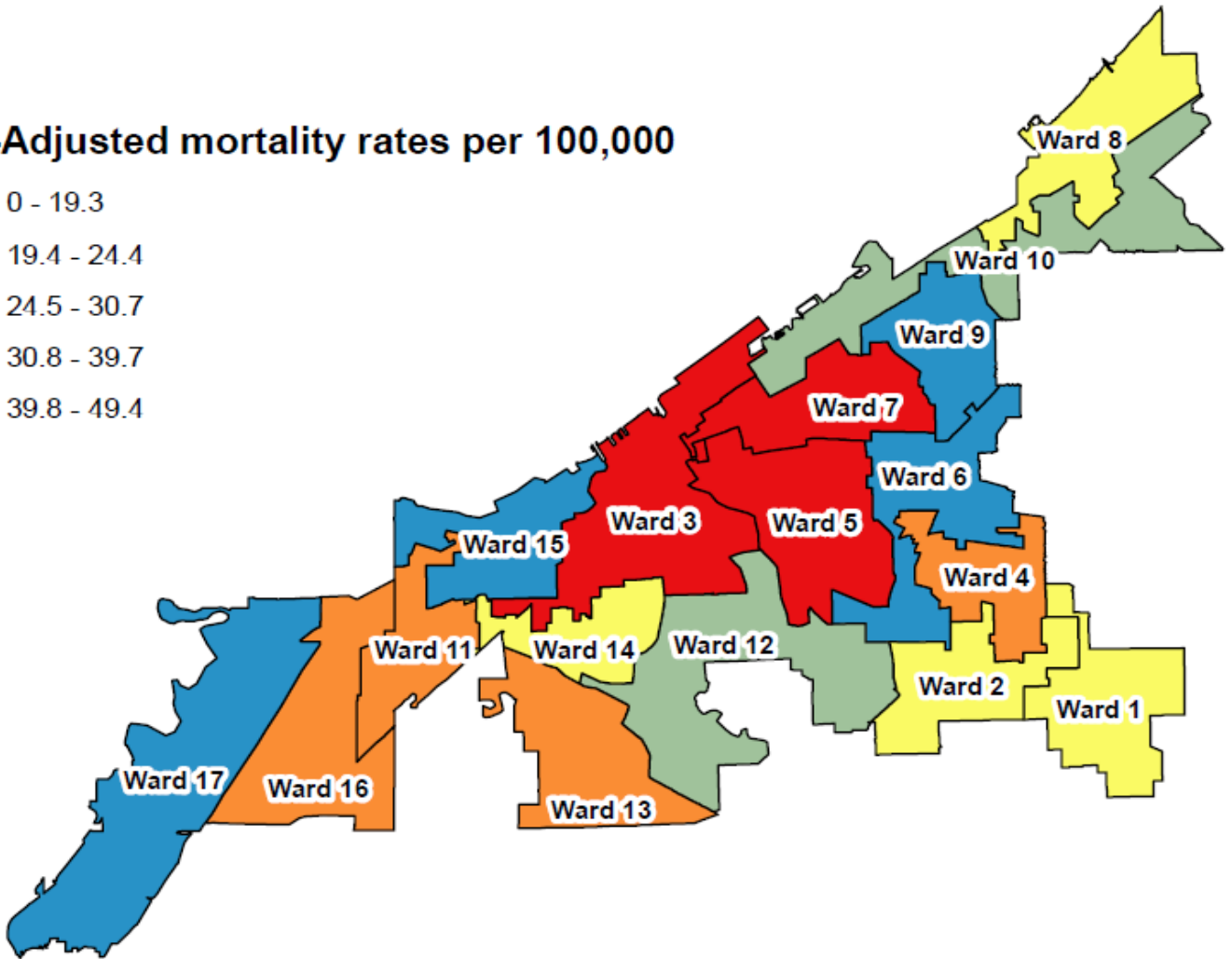
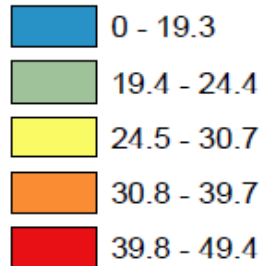
via phone: (216) 664-EPIS, via e-mail: [ocdse@city.cleveland.oh.us](mailto:ocdse@city.cleveland.oh.us)

Version: June 2017



# Diabetes Mortality Rate for Females by Ward in the City of Cleveland, 2010-2014

## Age-Adjusted mortality rates per 100,000



Ward	Female Pop Rate	Ward	Female Pop Rate
1	30.1	10	22.3
2	30.7	11	39.7
3	49.4	12	24.4
4	34.9	13	36.7
5	44.3	14	29.1
6	15.8	15	18.4
7	43.2	16	37
8	27.4	17	18.6
9	19.3		



Cleveland Office of Minority Health  
INFORM • EDUCATE • EMPOWER



CITY OF CLEVELAND  
Mayor Frank G. Jackson

Questions or Comments Contact Information:

Office of Communicable Disease Surveillance & Epidemiology

via phone: (216) 664-EPIS, via e-mail: [ocdse@city.cleveland.oh.us](mailto:ocdse@city.cleveland.oh.us)

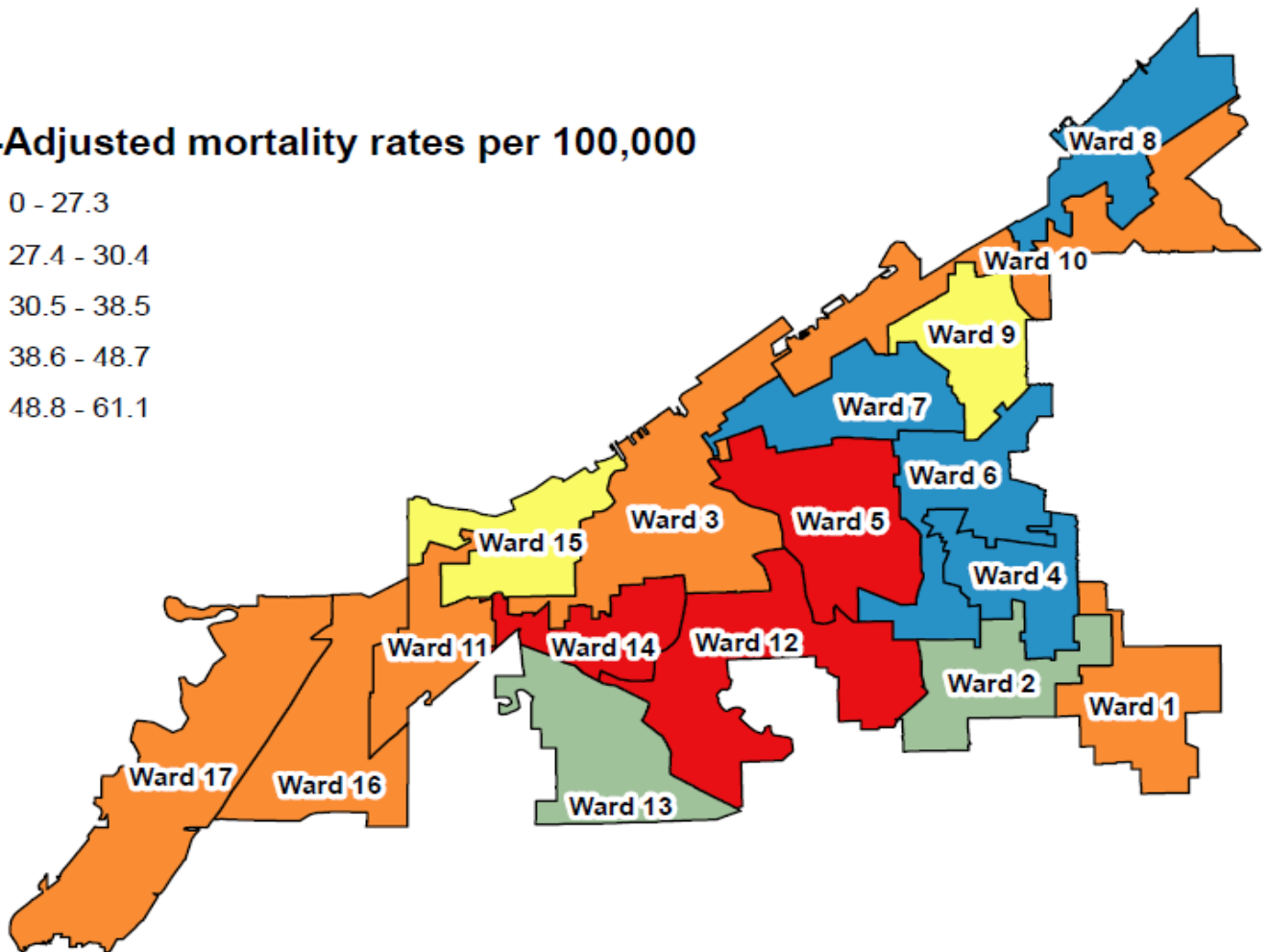
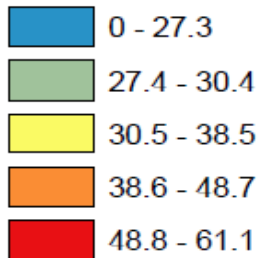
Version: June 2017



Cleveland Department of Public Health

# Diabetes Mortality Rate for Males by Ward in the City of Cleveland, 2010-2014

## Age-Adjusted mortality rates per 100,000



Ward	Male Pop Rate	Ward	Male Pop Rate
1	44.6	10	45.5
2	30.4	11	48.7
3	44.8	12	52.8
4	26.6	13	29.4
5	56.3	14	61.1
6	27.3	15	36.3
7	26.4	16	44.5
8	23.6	17	42.2
9	38.5		



Cleveland Office of Minority Health  
INFORM • EDUCATE • EMPOWER



CITY OF CLEVELAND  
Mayor Frank G. Jackson

Questions or Comments Contact Information:

Office of Communicable Disease Surveillance & Epidemiology

via phone: (216) 664-EPIS, via e-mail: [ocdse@city.cleveland.oh.us](mailto:ocdse@city.cleveland.oh.us)

Version June 2017



Cleveland Department of Public Health