

Cleveland Department of Public Health

EpiCenter Violence Surveillance Report

January~June 2016

Office of Communicable Disease Surveillance and
Epidemiology

Healthy Cleveland Initiative Violence Committee

Version Date: 7.8.2016



Violence

- ◆ For the months of January-June 2016 in Cuyahoga County, there were 3,393 cases that reported to the Emergency Room (ER)/Urgent Care (UC) for reasons relating to violence.
- ◆ Of those 3,393 cases, 53% were female and 47% were male. The youngest case was less than one year old, and the oldest case 115 years old. **The single age with the largest number of cases was 24, with 129 cases (3.8%).**
- ◆ Males aged 27-64 years old comprised the largest number of cases with 941 (27.7%). Females aged 27-64 had the second highest number of cases with 903 (26.6%).
- ◆ MetroHealth Medical Center saw the highest number of cases, with 765 (22.5%) coming through their facility. Case Medical Center (UHHS) had the second highest number of cases, with 409 (12.1%).
- ◆ The highest number of violence cases were seen in June 2016, with 671 cases (19.8%).

Figure 1: Number of ER/UC Visits Related to Violence, in Cuyahoga County, January-June 2016

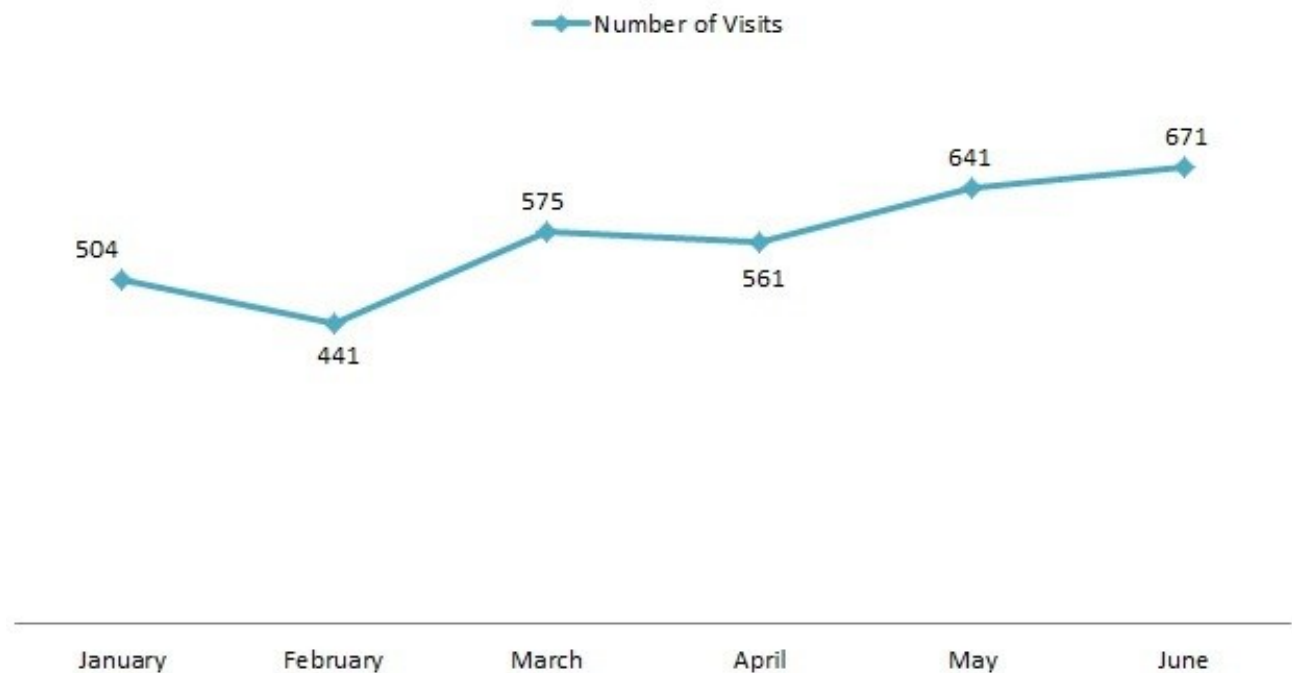


Figure 2: Number of ER/UC Visits Related to Violence, in Cuyahoga County, January-June 2016, by Age and Gender

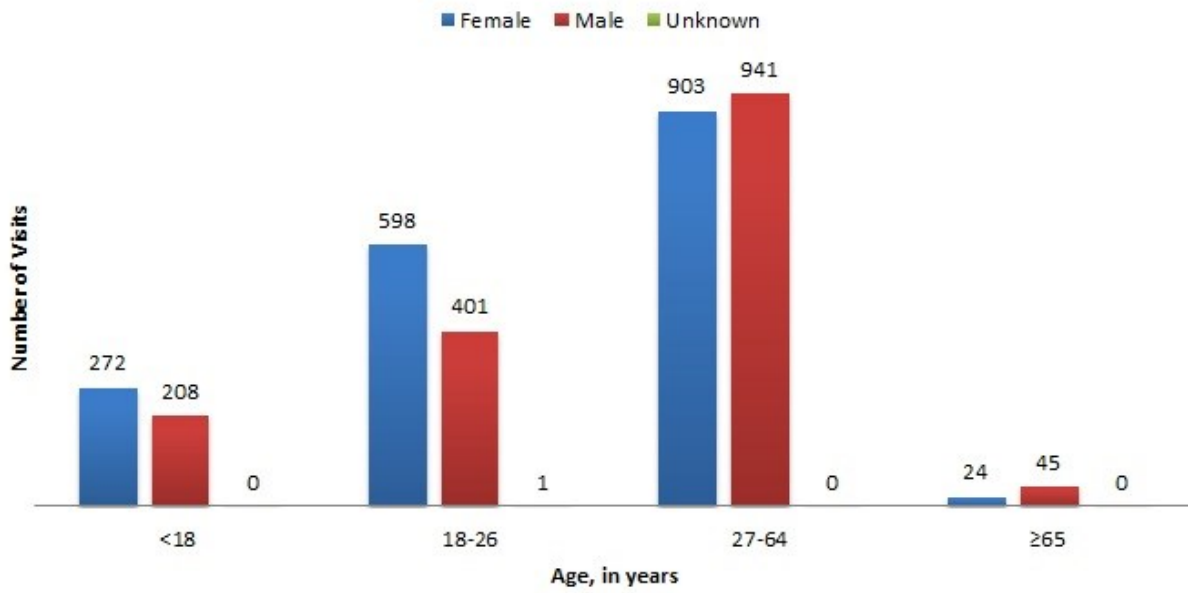


Figure 3: Number of ER/UC Visits Related to Violence,
January-June 2016, by Zip Code
(City of Cleveland Zip Codes highlighted in yellow)

Zip Code	Number of Visits	Zip Code	Number of Visits	Zip Code	Number of Visits
44017	26	44115	112	44133	19
44022	9	44116	9	44134	30
44040	1	44117	38	44135	94
44070	34	44118	75	44136	6
44101	4	44119	47	44137	67
44102	279	44120	129	44138	15
44103	136	44121	53	44139	6
44104	154	44122	40	44140	6
44105	230	44123	72	44141	6
44106	95	44124	23	44142	27
44107	75	44125	69	44143	29
44108	139	44126	12	44144	39
44109	215	44127	40	44145	15
44110	137	44128	108	44146	63
44111	151	44129	37	44147	10
44112	166	44130	44	44149	9
44113	71	44131	22	44195	2
44114	53	44132	45	Total	3,393

Gunshot

- ◆ For the months of January-June 2016 in Cuyahoga County, there were 384 cases that reported to the Emergency Room (ER)/Urgent Care (UC) for gunshot-related reasons.
- ◆ Of those 384 cases, 11.7% were female and 88.3% were male. The youngest case was 6 years old, and the oldest case 116 years old. **The single age with the largest number of cases was 22, with 28 cases (7.3%).**
- ◆ Males aged 18-26 years old comprised the largest number of cases with 174 (45.3%). Males aged 27-64 had the second highest number of cases with 127 (33.1%).
- ◆ MetroHealth Medical Center saw the highest number of cases, with 197 (51.3%) coming through their facility. Case Medical Center (UHHS) had the second highest number of cases, with 55 (14.3%).
- ◆ The highest number of violence cases were seen in March 2016, with 80 cases (20.8%).

Figure 4: Number of ER/UC Visits Related to Gunshot, in Cuyahoga County, January-June 2016

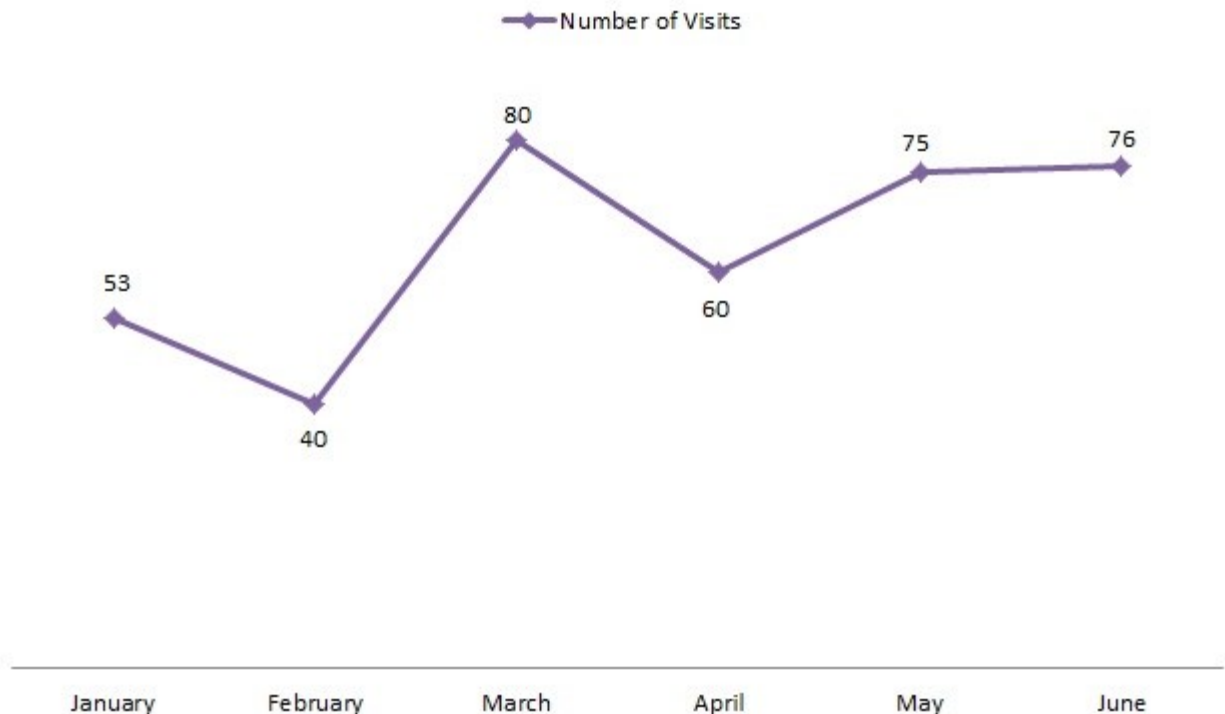


Figure 5: Number of ER/UC Visits Related to Gunshot, in Cuyahoga County, January-June 2016, by Age and Gender

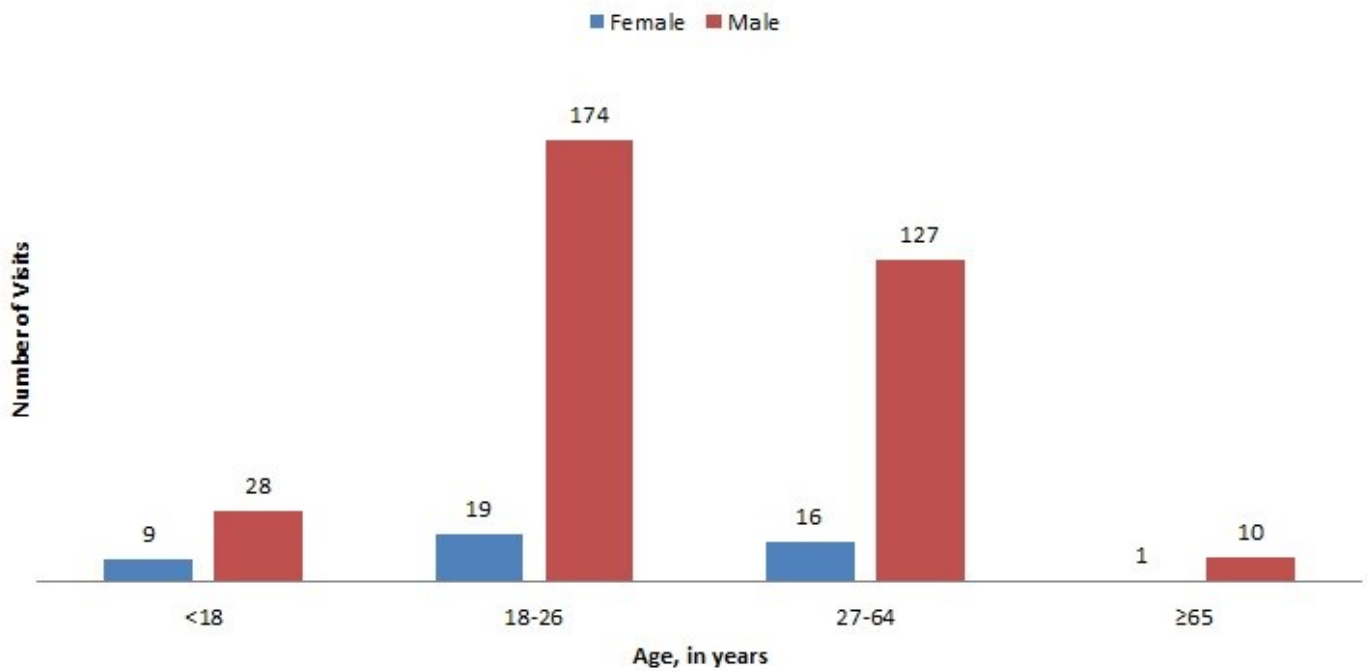


Figure 6: Number of ER/UC Visits Related to Gunshot, January-
June 2016, by Zip Code

(City of Cleveland Zip Codes highlighted in yellow)

Zip Code	Number of Visits
44017	3
44070	3
44102	32
44103	16
44104	27
44105	44
44106	13
44107	1
44108	24
44109	28
44110	11
44111	10
44112	14
44113	8
44114	1
44115	8
44117	1
44118	7
44119	1

Zip Code	Number of Visits
44120	21
44121	3
44122	2
44123	3
44124	1
44125	12
44127	2
44128	28
44129	3
44131	2
44132	5
44133	1
44135	5
44137	26
44140	2
44142	1
44144	4
44146	9
44149	2
Total	384

It is important that healthcare systems, particularly emergency rooms (ER), are integrated into violence prevention efforts. Emergency room staff must be equipped with the tools they need to handle patients who have arrived to the ER for violence or gunshot-related reasons. ER staff must be prepared, not only clinically, but emotionally and psychologically as well.

This report was developed by the Cleveland Department of Public Health, Office of Communicable Disease Surveillance and Epidemiology, in collaboration with the Violence Committee of the Healthy Cleveland Initiative.

Methods

The Ohio Department of Health EpiCenter Surveillance System was used to extract data for this report. SPSS Statistical Software was used to conduct data analysis. The EpiCenter classifiers used for this report are Gunshot and Violence. Please note that these numbers reflect visits to Emergency Room and Urgent Care facilities in Cuyahoga County that are related to the classifiers of gunshot and violence. These numbers do not reflect all gunshot and violence data for Cuyahoga County. Age groups were based on Healthy People 2020 definitions for Local Health Indicators: Injury Violence.

For more information, please contact:

CDPH Office of Communicable Disease Surveillance and Epidemiology (216) 664-3747 or CDPH Healthy Cleveland Initiative (216) 664-3076

