




2014 Epidemiologic Profile of HIV for Cuyahoga County and Cleveland

Prepared for Cuyahoga County HIV Regional Advisory Group
June 09, 2016

Vino Sundaram, MPH
Cleveland Department of Public Health
Office of Communicable Disease Surveillance and Epidemiology

See final slide for formal citation.



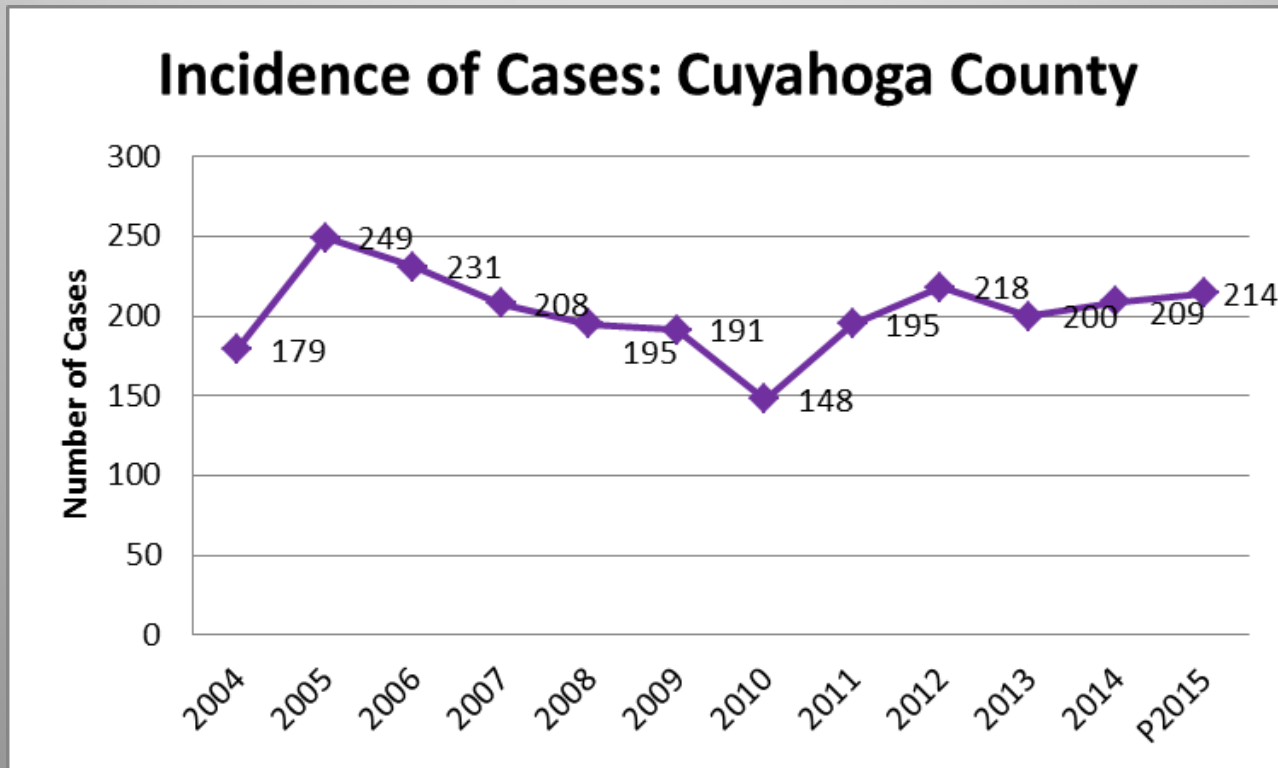
Cuyahoga County Profile

Prevalence

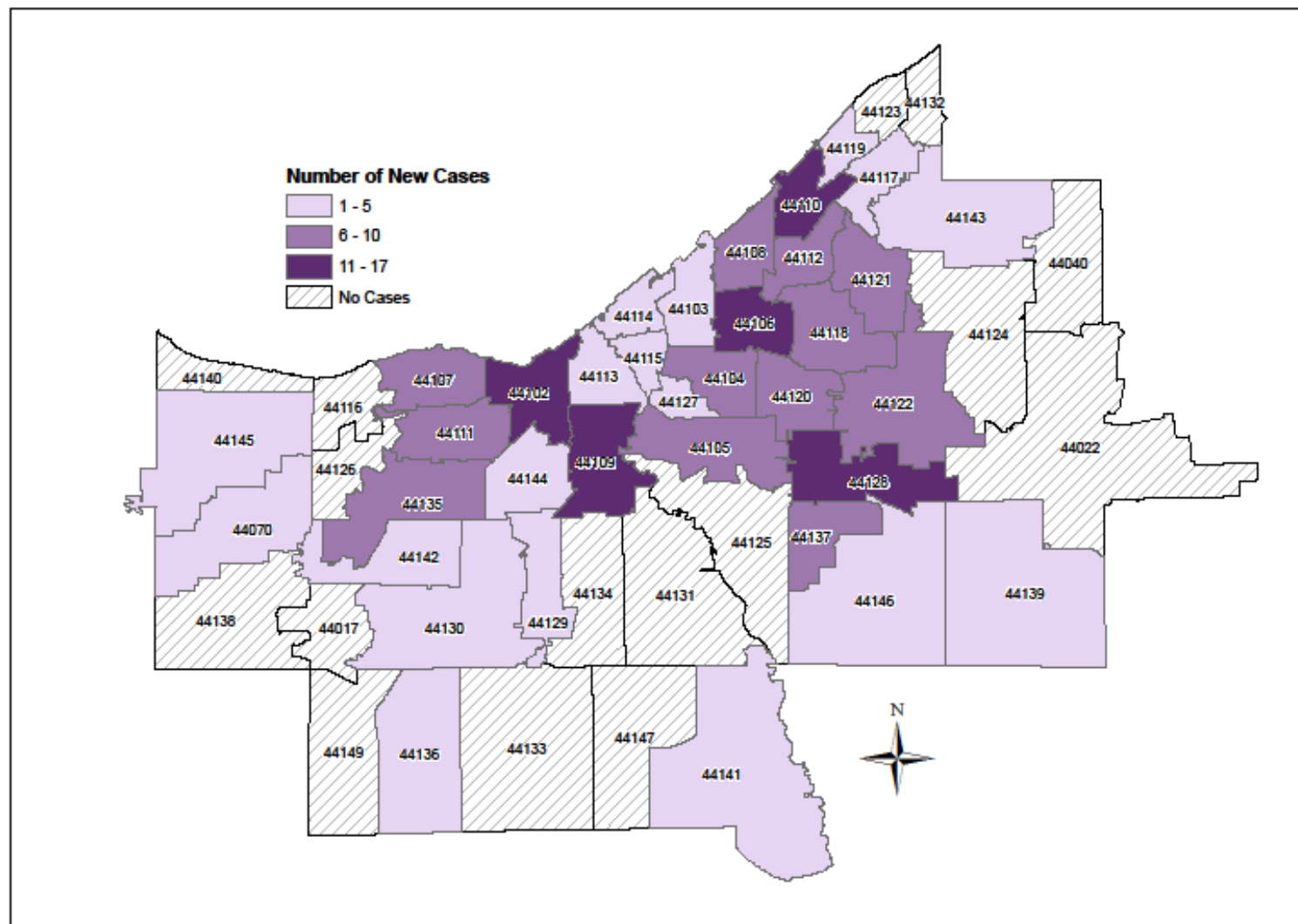
- Prevalence Rate: Cuyahoga County
2014 -> 393.7 per 100,000 (n=5040)
Rate increased 4.3% from 2013
- Males: 304.9 per 100,000
- Females: 88.7 per 100,000
- African-American: 230.4 per 100,000

Incidence

- 209 new cases of HIV in 2014



2014 HIV Incidence for Cuyahoga County, by Zip Code



Demographics

- 88% of cases were male.
- 74.6% were African-American, 5.7% were Hispanic.
- 26.8% of cases were in the 20-24yo age group
- 51.7% of cases were below the age of 30
- There were 11 cases age 18 or younger (5%)

Risk Factors

- 47.8% of cases were males who reported having sex with another male in the previous 12 months.
- 63% of cases reported having anonymous sex partners in the previous 12 months.
- 21% of cases reported meeting a sex partner through the internet in the previous 12 months.
- About 10% of cases had a history of STD.

African-American MSM Youth/Young Adults

- In Cuyahoga County, 64 cases (31%) were A-A MSM 13-29yo.
- Of the 64 cases in the county, 37 cases were in Cleveland.
- Outside of Cleveland:

Shaker Heights - 4

Cleveland Heights - 4

Warrensville Heights - 4

East Cleveland - 3

Maple Heights - 3

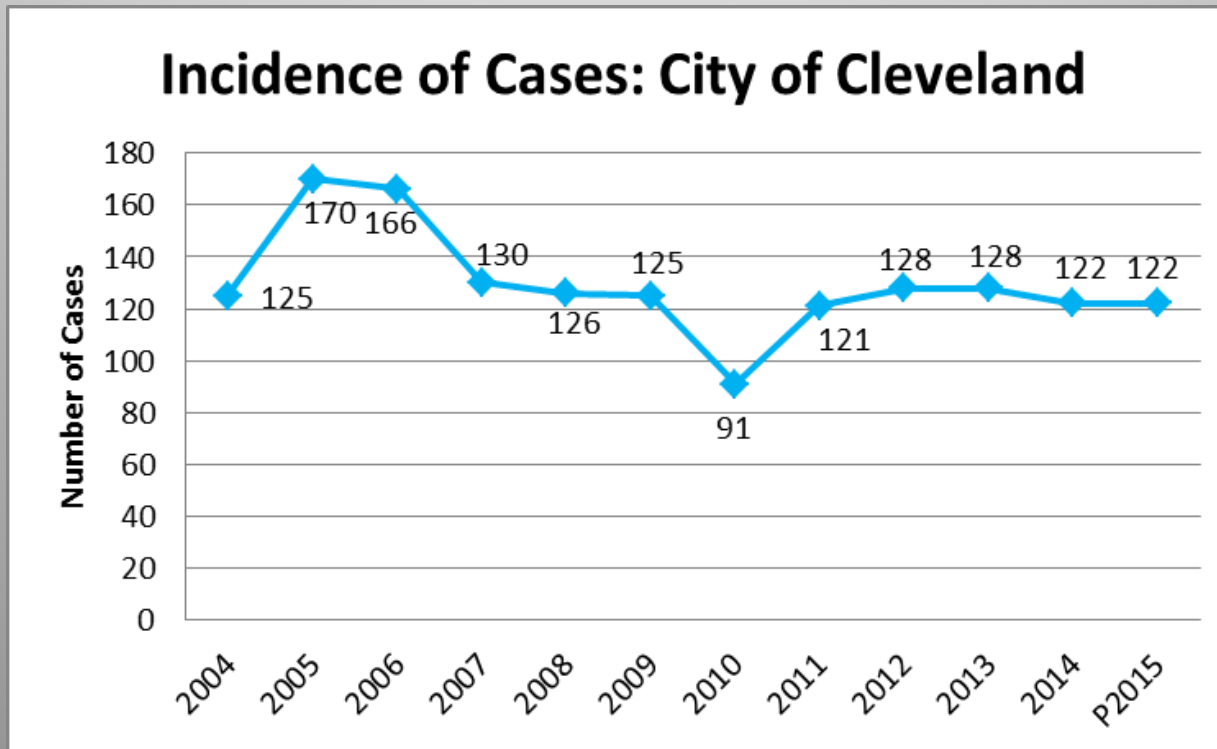
City of Cleveland Profile

Prevalence

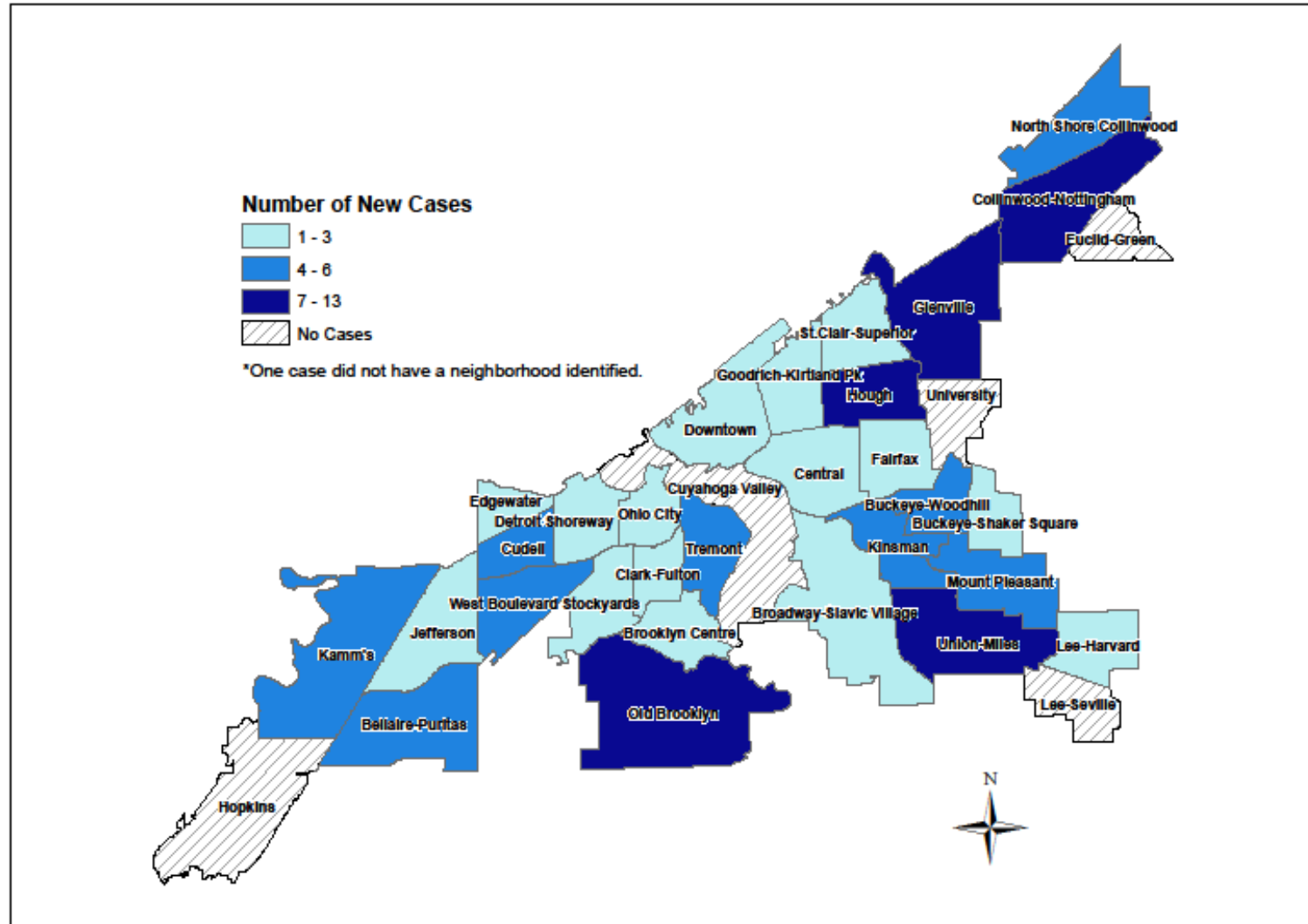
- Prevalence Rate: City of Cleveland
2014 -> 851.2 per 100,000 (n=3378)
Rate increased 1.6% from 2013
- Current prevalence rate for Cleveland is 2.2 times greater than the rate for Cuyahoga County.

Incidence

- Of county's 209 cases, 122 cases (58.3%) were in the City of Cleveland



2014 HIV Incidence in City of Cleveland, by Neighborhood



Demographics

- 87.7% of cases were male.
- 77.9% were African-American, 9% were Hispanic.
- 27.9% of cases were in the 20-24yo age group
- 52.5% of cases were below the age of 30

Risk Factors

- 50.8% of cases were males who reported having sex with another male in the previous 12 months.
- 32% of cases reported having anonymous sex partners in the previous 12 months.
- 22% of cases reported meeting a sex partner through the internet in the previous 12 months.
- 14% of cases had a history of STD.

Recommendations: Cuyahoga County

- Municipalities

Municipality	Cases 2012-2013	Cases 2014
Warrensville Heights	4	11
Shaker Heights	2	7

- Zip Codes

Zip Code	Cases 2012-2013	Cases 2014
44128	10	17
44121	9	10
44110	7	14
44122	6	8

Recommendations: City of Cleveland

- Neighborhood

Neighborhood	Cases 2012-2013	Cases 2014
Hough	6	8
Collinwood-Nottingham	5	7
North Shore Collinwood	4	6
Kinsman	2	4

Thank you

Email: vsundaram@city.cleveland.oh.us

Office: 216-664-4616



Citation

Please cite this report using NLM style format as:

Sundaram V. 2014 Epidemiologic Profile of HIV/AIDS for Cuyahoga County and Cleveland. [Internet]. Cleveland (OH): Cleveland Department of Public Health, Office of Communicable Disease Surveillance and Epidemiology; 2016 May 11[cited YYYY Mon DD]. Available from: <http://www.clevelandhealth.org>

For questions, please contact Vino Sundaram at CDPH: 216-664-4616 or vsundaram@city.cleveland.oh.us