

The purpose of the weekly *Influenza Watch* is to summarize current influenza surveillance in the City of Cleveland. **Please note that reported weekly data are preliminary and may change due to delayed submissions and additional laboratory results.**

**Report Contents**  
Page 1: Overview & Summary  
Page 2: Virus Characteristics  
Page 3-5: Trend Graphs  
Page 6: Reporting Information

**Current Week**

**Current Week (ending 10/20/2018)**

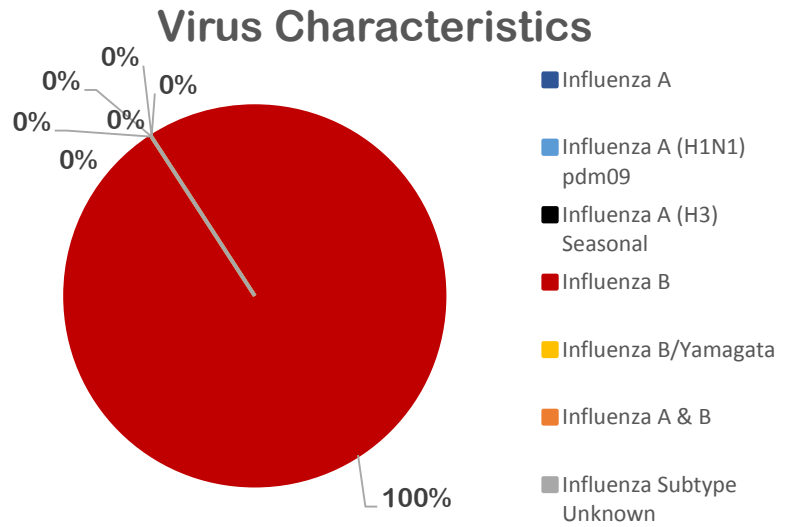
- 0 new influenza diagnoses reported this week
- Influenza-like-illness (ILI) among emergency department visits: *Expected*
- 0 influenza-associated pediatric mortalities reported this week
- 0% of influenza hospitalizations are male, 0% female.

**Current Season Summary**

1  
Total Case

0  
Outbreaks

0  
Deaths



**Previous Week**

**Previous Week**

- 1 new influenza diagnosis reported this week
- 100% of influenza hospitalizations are male, 0% female

### Influenza Activity in Ohio and City of Cleveland

Influenza activity was classified as “sporadic” throughout Ohio during Week 42 (ending 10/20/2018). Through Week 42 of this influenza season, Ohio Department of Health (ODH) reported zero pediatric influenza-associated mortalities among patients under age 18 years. Public health surveillance data sources indicate minimal intensity for influenza-like illness (ILI) in outpatient settings reported by Ohio’s sentinel providers. Ohio Department of Health has reported an additional 7 influenza-associated hospitalizations this week, bringing the season (2018-2019) total to 25 influenza-associated hospitalizations. State, Regional and National data is provided by the Ohio Department of Health, [ODH Influenza Activity Summary MMWR 42](#).

In the City of Cleveland activity slightly decreased from Week 41 (ending 10/13/2018). More than one peak of activity may be seen during influenza season, so any city resident over 6 months of age who has not been vaccinated this season should get the shot now to protect themselves from influenza.

#### Influenza Detections Reported, 2018-2019\*

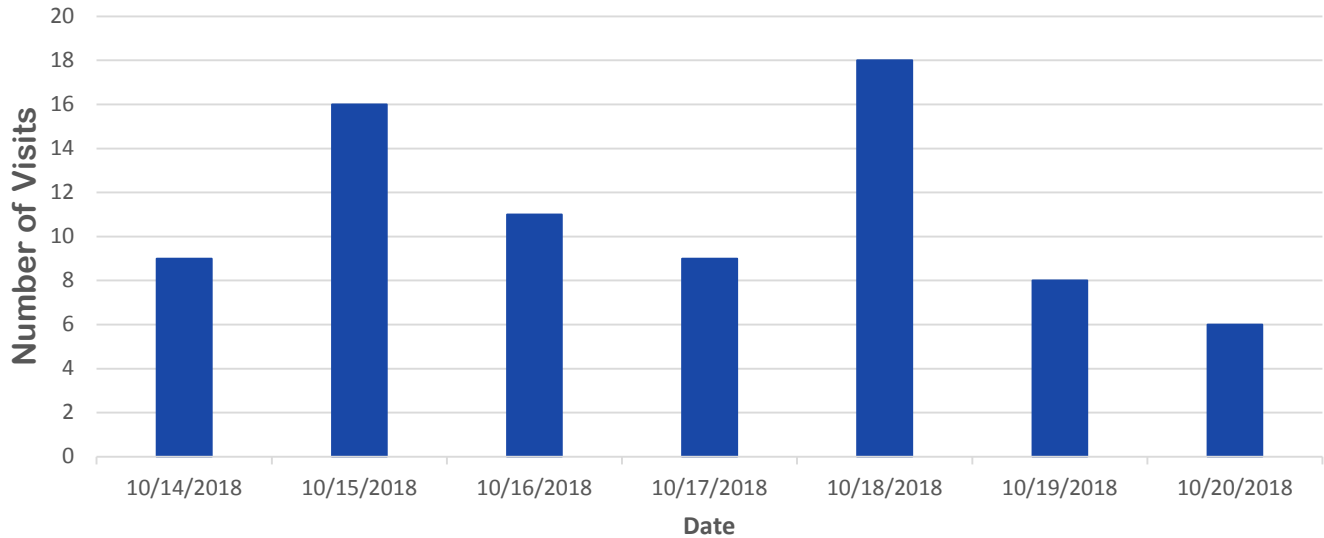
Positive Test Type/Subtype	Week 42	Total To-Date
Influenza A†	0	0
Influenza A (H1N1) Pandemic 2009	0	0
Influenza A (H3) Seasonal	0	0
Influenza B†	0	1
Influenza B/Victoria	0	0
Influenza B/Yamagata	0	0
Influenza A/B†	0	0
Influenza Subtype Unknown	0	0
<b>Total</b>	<b>0</b>	<b>1</b>

\*Data from CDC Week 40 to Week 15.

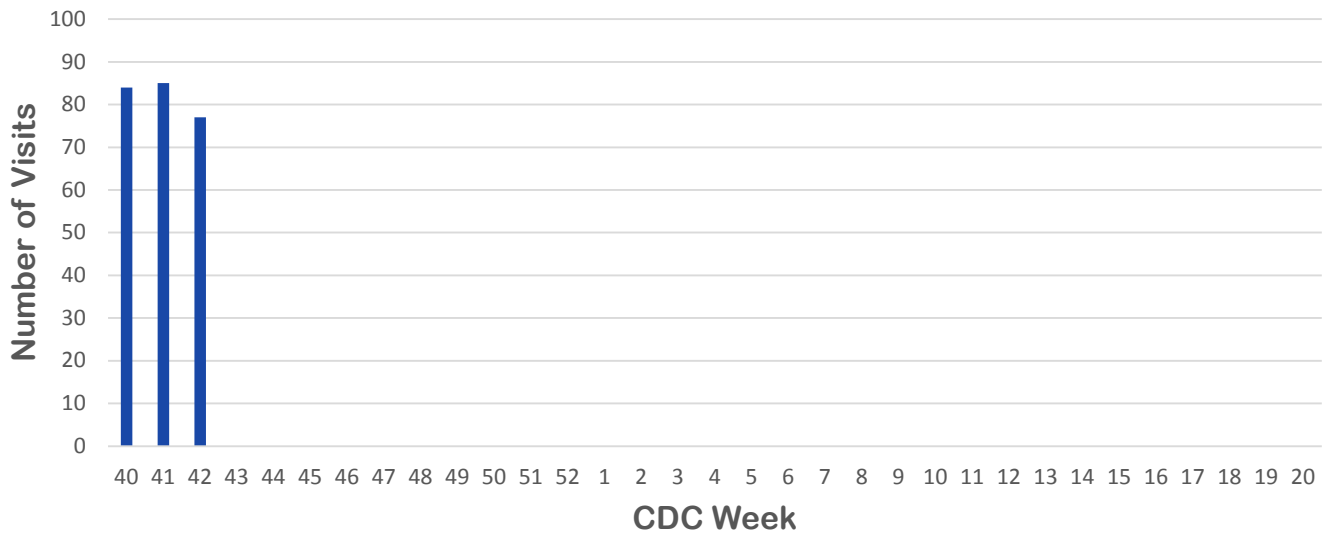
†No further characterization performed.

Note: Totals may change due to further laboratory findings

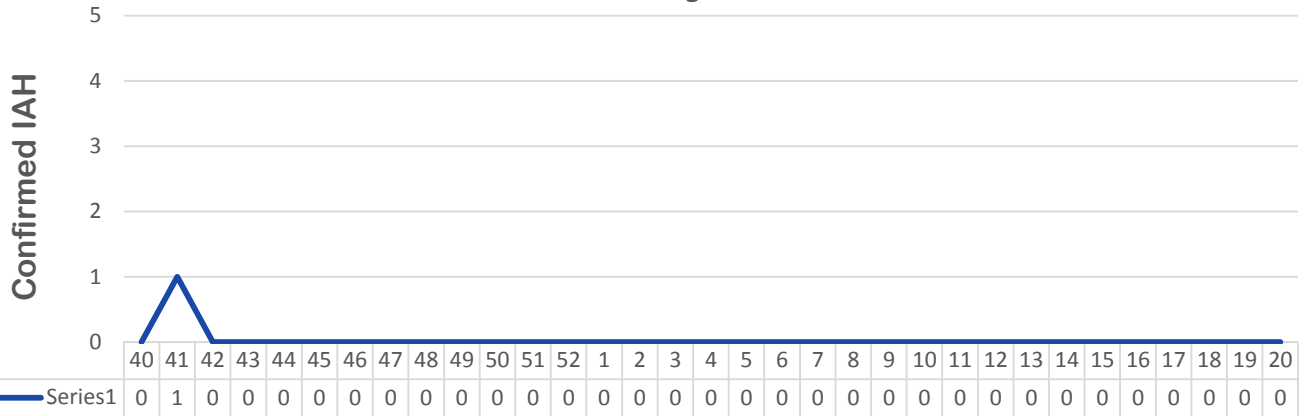
**Figure 1: Number of Emergency Department Visits for Influenza-like Illness in Week 42**



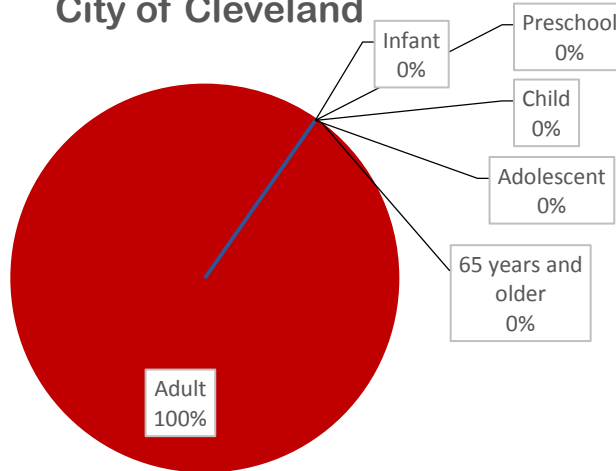
**Figure 2: 2018-2019 Number of Emergency Department Influenza-like Illness Visits**



**Figure 3: 2018-2019 Confirmed Influenza-Associated Hospitalizations by MMWR Week for City of Cleveland**



**Figure 4: 2018-2019 Age Distribution of Influenza-associated Hospitalizations in City of Cleveland**

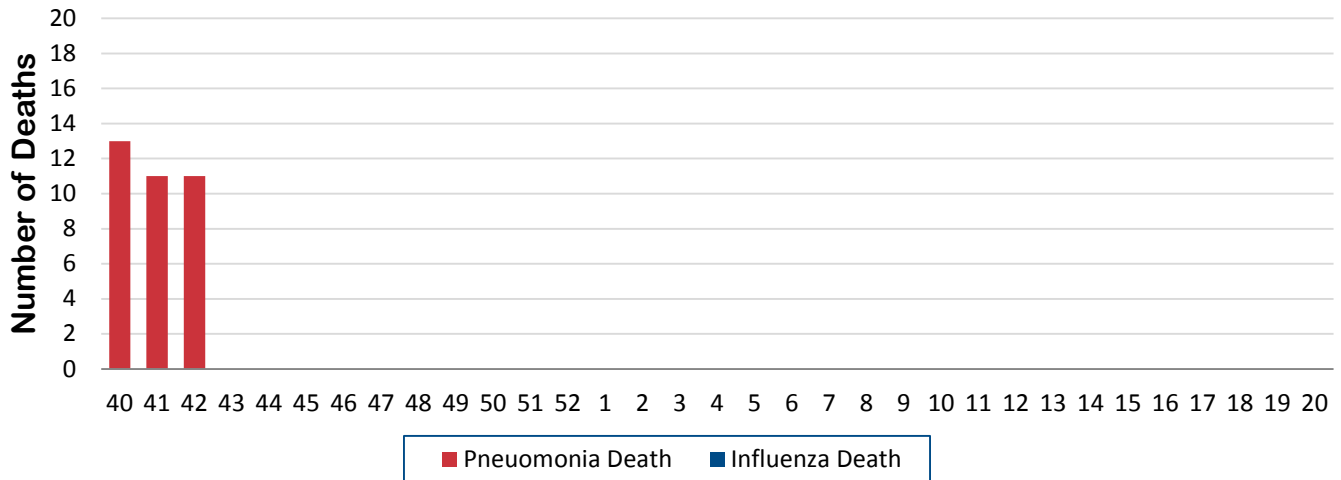


**Infant:** 0-2 years old  
**Preschool:** 3-5 years old  
**Child:** 6-12 years old  
**Adolescent:** 13-17 years old  
**Adult:** 18-64 years old  
**65 years and older**

Legend: Infant (orange), Preschool (light blue), Child (grey), Adolescent (yellow), Adult (red), 65 years and older (dark blue)

Infant	Preschool	Child	Adolescent	Adult	65 years and older
0	0	0	0	1	0

**Figure 5: 2018-2019 Number of Deaths Due to Pneumonia and Influenza**



<b>Pneumonia and Influenza Deaths, 2018-2019*</b>				
<b>Age Category</b>	<b>Week 42</b>		<b>Total To-Date</b>	
	<b>Pneumonia</b>	<b>Influenza</b>	<b>Pneumonia</b>	<b>Influenza</b>
Under 1	0	0	0	0
1-14 years	0	0	0	0
15-24 years	0	0	1	0
25-44 years	0	0	0	0
45-64 years	3	0	6	0
65-74 years	4	0	5	0
75 years and older	4	0	12	0
Unknown	0	0	0	0
<b>Total</b>	<b>11</b>	<b>0</b>	<b>24</b>	<b>0</b>

\*Data from CDC Week 40 to Week 15.

†Data from Cleveland Department of Health Vital Statistics Department.

Note: Totals may change due to further laboratory findings

Note 2: Location of death is in Cleveland, Ohio – not home residence location.

## Influenza Reporting in the City of Cleveland

Local providers are encouraged to report laboratory positive influenza detections to Katie Romig, Chief Epidemiologist by FAX 216-664-6159. Please fax a [Case Report Form](#) and/or a printed laboratory result, and indicate if the patient was admitted to the hospital, and/or is a resident of a congregate living facility.

For questions regarding the influenza watch summary please call Katie Romig at 216-420-7743 or email to: [kromig@city.cleveland.oh.us](mailto:kromig@city.cleveland.oh.us)

### Resources

Ohio Department of Health [Influenza](#)

City of Cleveland Department of Public Health [Flu Reports](#)

Center for Disease Control and Prevention Influenza Surveillance [Weekly Report](#)

Source/Reference: San Diego County Influenza Watch