

The purpose of the weekly **Influenza Watch** is to summarize current influenza surveillance in the City of Cleveland. **Please note that reported weekly data are preliminary and may change due to delayed submissions and additional laboratory results.**

**Report Contents**  
 Page 1: Overview & Summary  
 Page 2: Virus Characteristics  
 Page 3-5: Trend Graphs  
 Page 6: Reporting Information

**Current Week**

**Current Week (ending 12/15/2018)**

- 12 new influenza diagnoses reported this week
- Influenza-like-illness (ILI) among emergency department visits: *Elevated*
- 0 influenza-associated pediatric mortalities reported this week
- 47% of influenza hospitalizations are male, 53% female.

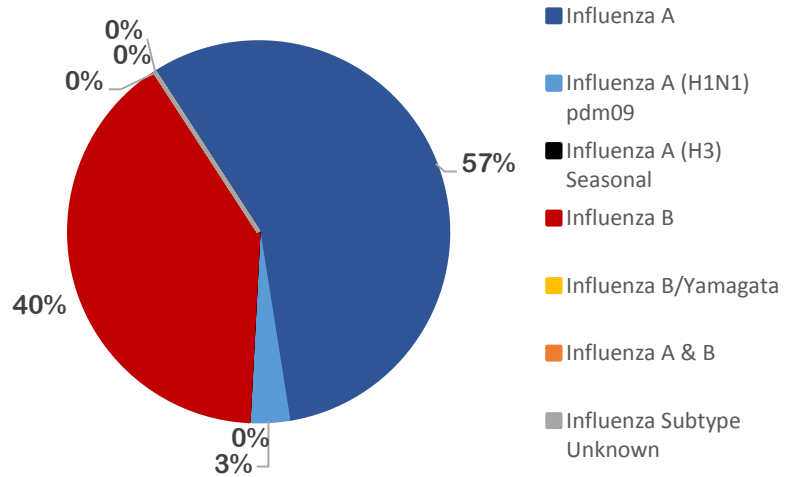
**Current Season Summary**

30  
Total Cases

0  
Outbreaks

0  
Deaths

**Virus Characteristics**



**Previous Week**

**Previous Week (ending 12/08/2018)**

- 3 new influenza diagnoses reported this week
- Influenza-like-illness (ILI) among emergency department visits: *Expected*
- 0 influenza-associated pediatric mortalities reported this week
- 40% of influenza hospitalizations are male, 60% female.

### Influenza Activity in Ohio and City of Cleveland

Influenza activity was classified as “regional” throughout Ohio during Week 50 (ending 12/15/2018). Through Week 49 of this influenza season, Ohio Department of Health (ODH) reported zero pediatric influenza-associated mortalities among patients under age 18 years. Public health surveillance data sources indicate minimal intensity for influenza-like illness (ILI) in outpatient settings reported by Ohio’s sentinel providers. Ohio Department of Health has reported an additional 67 influenza-associated hospitalizations this week, bringing the season (2018-2019) total to 264 influenza-associated hospitalizations. State, Regional and National data is provided by the Ohio Department of Health, [ODH Influenza Activity Summary MMWR 50](#).

In the City of Cleveland activity increased from Week 49 (ending 12/08/2018). More than one peak of activity may be seen during influenza season, so **any City resident over 6 months of age who has not been vaccinated this season should get the shot now to protect themselves from influenza.**

#### Influenza Detections Reported, 2018-2019\*

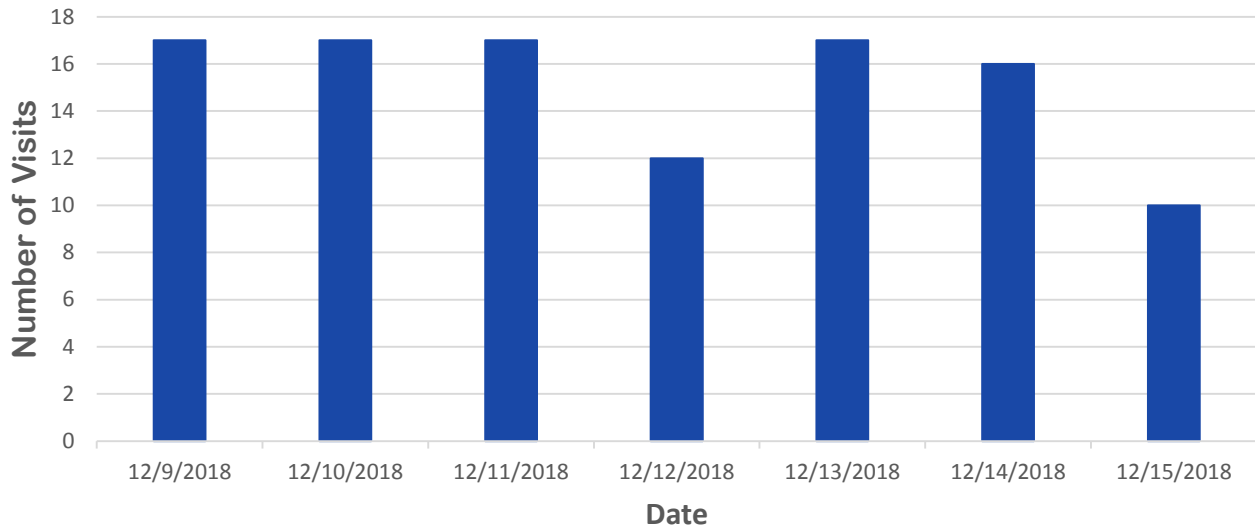
Positive Test Type/Subtype	Week 50	Total To-Date
Influenza A†	10	17
Influenza A (H1N1) Pandemic 2009	1	1
Influenza A (H3) Seasonal	0	0
Influenza B†	1	12
Influenza B/Victoria	0	0
Influenza B/Yamagata	0	0
Influenza A/B†	0	0
Influenza Subtype Unknown	0	0
<b>Total</b>	<b>12</b>	<b>30</b>

\*Data from CDC Week 40 to Week 15.

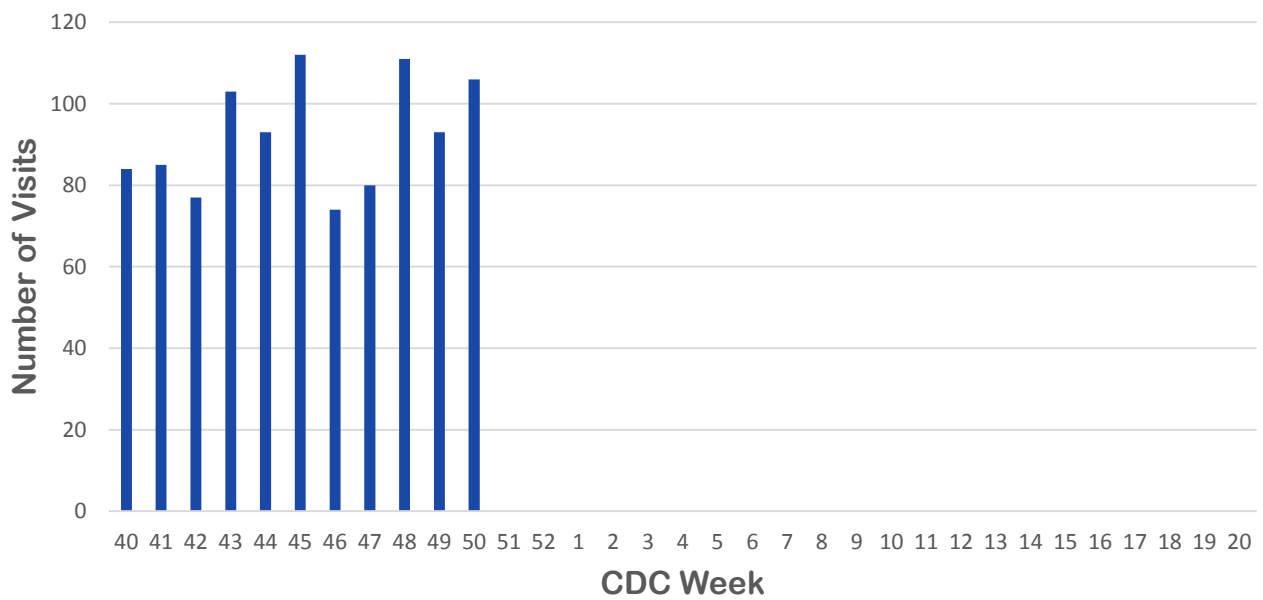
†No further characterization performed.

Note: Totals may change due to further laboratory findings

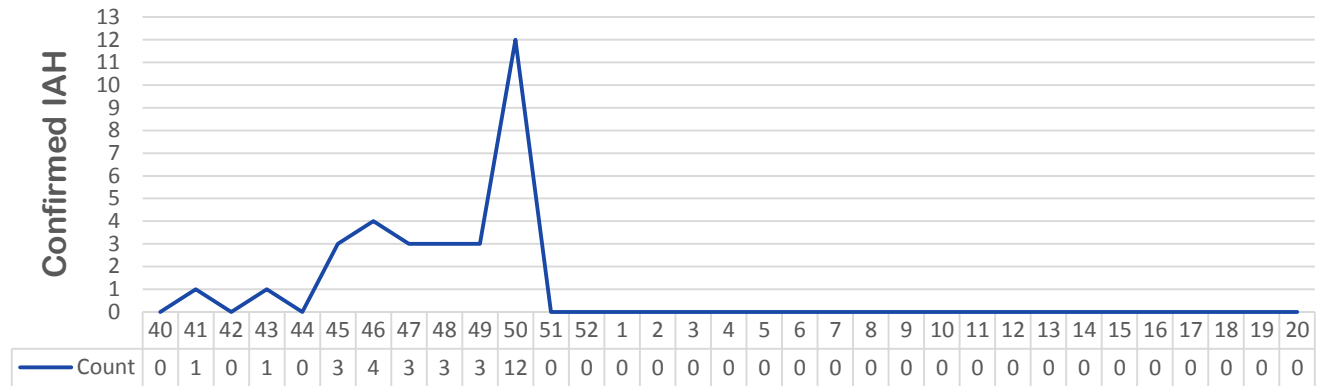
**Figure 1: Number of Emergency Department Visits for Influenza-like Illness in Week 50**



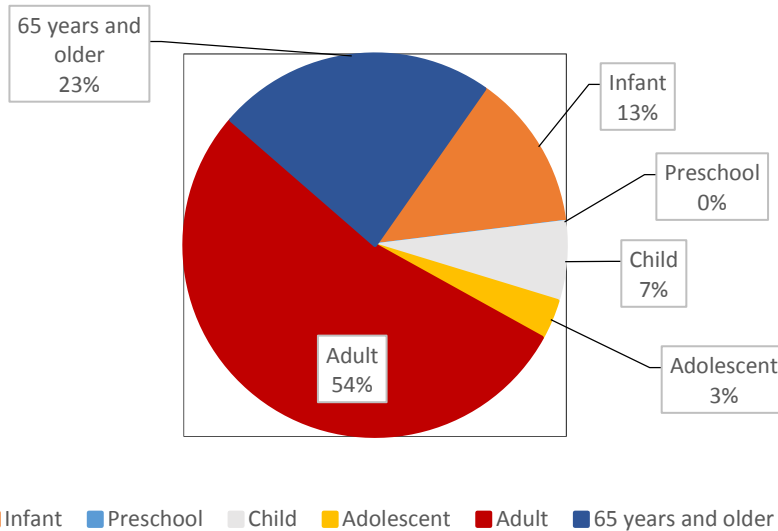
**Figure 2: 2018-2019 Number of Emergency Department Influenza-like Illness Visits**



**Figure 3: 2018-2019 Confirmed Influenza-Associated Hospitalizations by CDC Week for City of Cleveland**



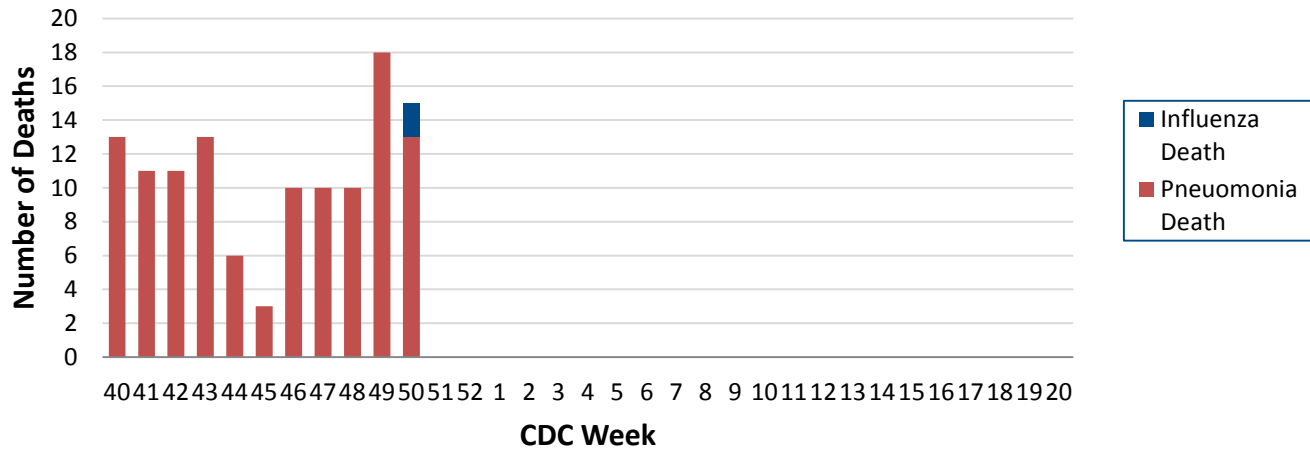
**Figure 4: 2018-2019 Age Distribution of Influenza-associated Hospitalizations in City of Cleveland**



**Infant:** 0-2 years old  
**Preschool:** 3-5 years old  
**Child:** 6-12 years old  
**Adolescent:** 13-17 years old  
**Adult:** 18-64 years old  
**65 years and older**

Infant	Preschool	Child	Adolescent	Adult	65 years and older
4	0	2	1	16	7

**Figure 5: 2018-2019 Number of Deaths Due to Pneumonia and Influenza**



**Pneumonia and Influenza Deaths, 2018-2019\***

Age Category	Week 48		Total To-Date	
	Pneumonia	Influenza	Pneumonia	Influenza
Under 1	0	0	1	0
1-14 years	0	0	0	0
15-24 years	0	0	1	0
25-44 years	1	0	2	0
45-64 years	2	1	22	1
65-74 years	3	0	28	0
75 years and older	7	1	64	1
Unknown	0	0	0	0
<b>Total</b>	<b>13</b>	<b>2</b>	<b>118</b>	<b>2</b>

\*Data from CDC Week 40 to Week 15.

†Data from Cleveland Department of Health Vital Statistics Department.

Note: Totals may change due to further laboratory findings

Note 2: Location of death is in Cleveland, Ohio – not home residence location.

## Influenza Reporting in the City of Cleveland

Local providers are encouraged to report laboratory positive influenza detections to Katie Romig, Chief Epidemiologist by FAX 216-664-6159. Please fax a [Case Report Form](#) and/or a printed laboratory result, and indicate if the patient was admitted to the hospital, and/or is a resident of a congregate living facility.

For questions regarding the influenza watch summary please call Katie Romig at 216-420-7743 or email to: [kromig@city.cleveland.oh.us](mailto:kromig@city.cleveland.oh.us)

### Resources

Ohio Department of Health [Influenza](#)

City of Cleveland Department of Public Health [Flu Reports](#)

Center for Disease Control and Prevention Influenza Surveillance [Weekly Report](#)

Source/Reference: San Diego County Influenza Watch