


Current Season Summary:

November 3 – November 9, 2019
MMWR Week 45

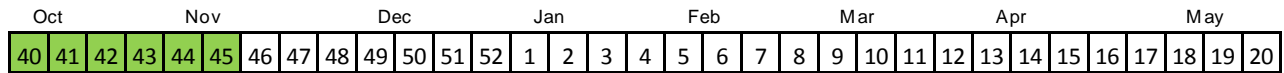
This week there were 100 emergency department visits for influenza-like illnesses out of 5,933 total visits to emergency departments; no hospitalizations for influenza have yet been reported; and, there were 18 pneumonia or flu related deaths out of 308 total deaths this week. All three indicators remain at low intensity, continuing a pattern of low intensity this season.

Flu Intensity This Week

Flu activity this week was minimal and remains at low intensity



Seasonal Flu Intensity

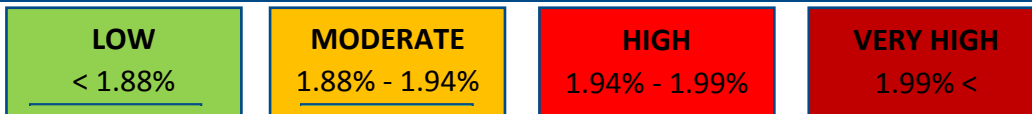
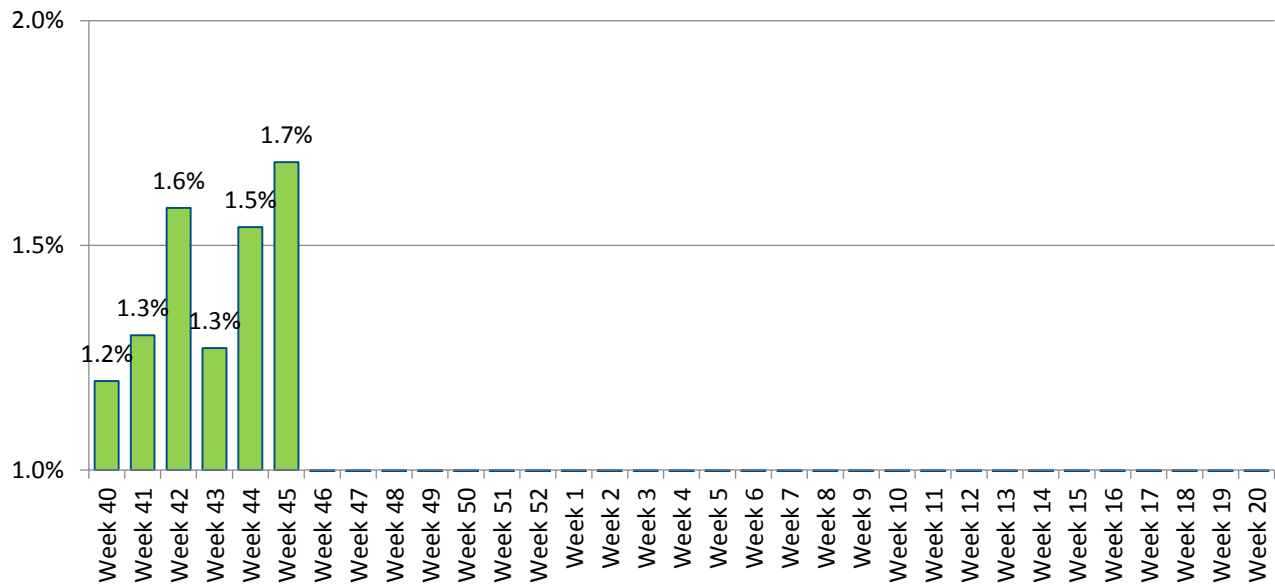


Flu Intensity Indicators	This Week n (%)	Season Total n (%)
Emergency Department Visits for Influenza-Like Illnesses	100 (1.7%)	525 (1.4%)
Confirmed Influenza Hospitalizations	0	0
Pneumonia- & Influenza-Related Deaths*	18 (5.8%)	86 (5.0%)

*Deaths represent all deaths for Cuyahoga County. All other data presented are City of Cleveland-specific

Influenza-Like Illnesses

Figure 1: 2019-2020 Proportion of Emergency Department Visits for Influenza-Like Illnesses



The proportion of Emergency Room visits for influenza-like illnesses is still within the *low* threshold. This week 56% of visits were among females (versus 53% across the whole season).

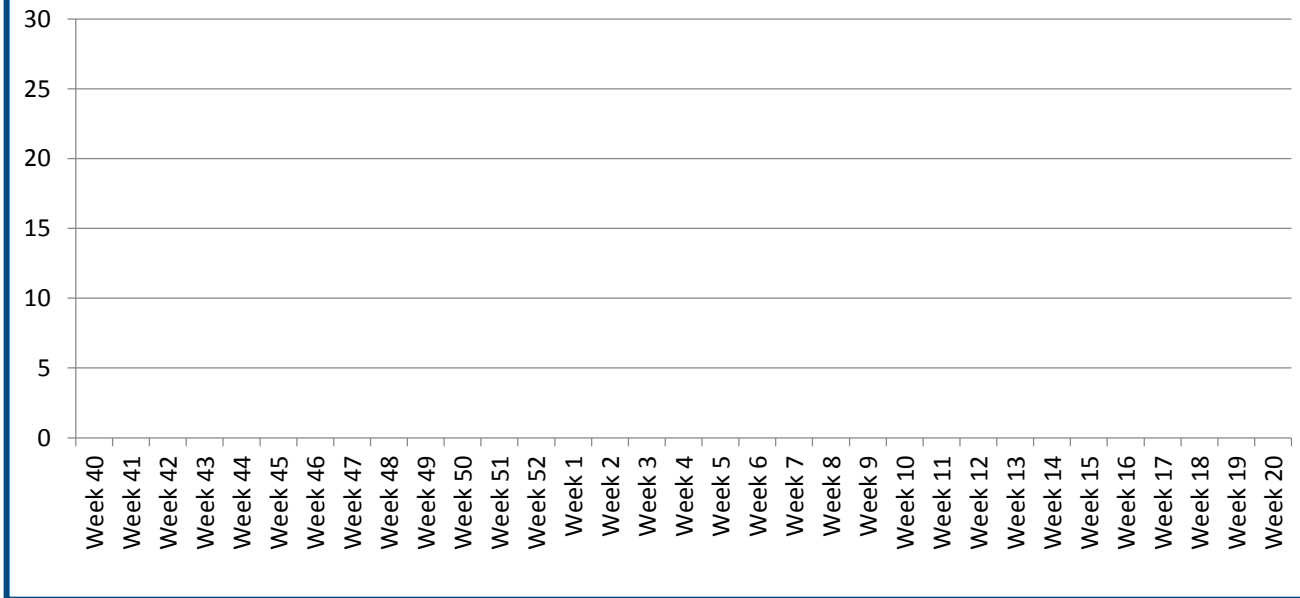
This week, 25% of visits were Black or African American individuals ;18% were among White or Caucasian individuals, and the majority (34%) of visits were among Other racial groups. Over one fourth (27%) of visits were among Hispanic or Latino individuals.

The median age was 5 years of age which is younger than the median age for the whole season, which is 6 years of age.

Data Source: Health Monitoring Systems: EpiCenter 3.7.15. Data extracted on 11/15/2019.

Hospitalizations

Figure 2. Confirmed Influenza-Associated Hospitalizations



LOW
< 22.71

MODERATE
22.71 – 25.05

HIGH
25.05 – 27.29

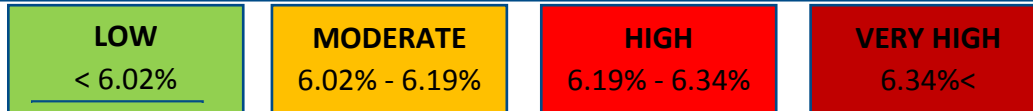
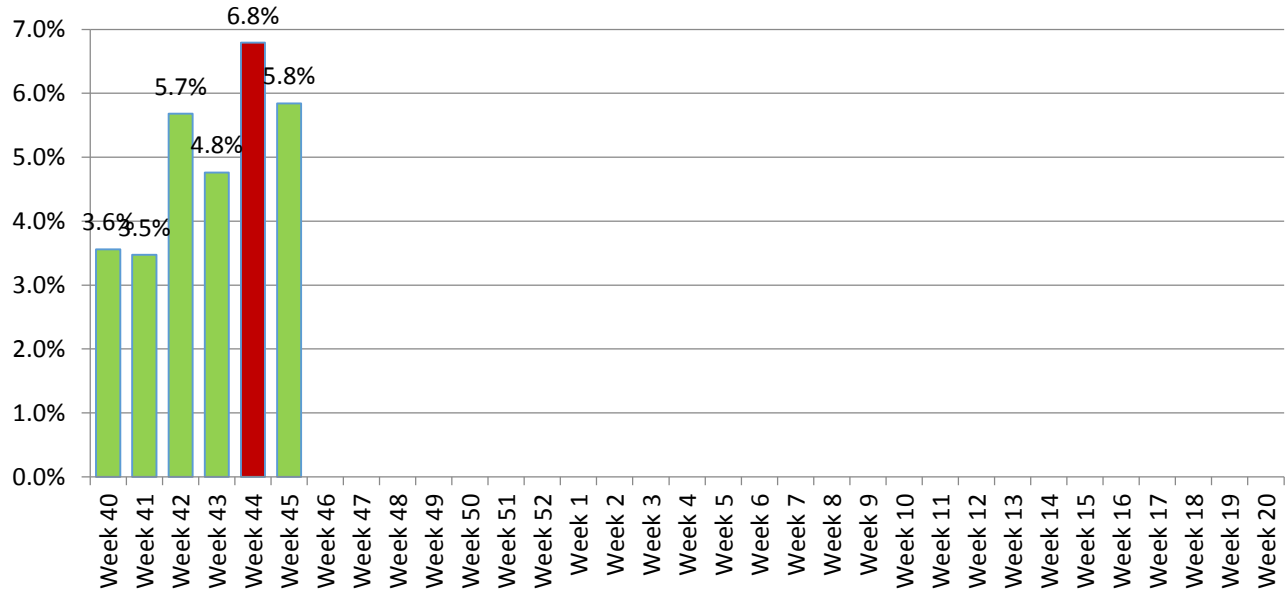
VERY HIGH
27.29 <

There have been no hospitalizations for Influenza to-date. Data are preliminary and subject to change as more information is gained.

Data Source: Ohio Department of Health: Ohio Disease Reporting System. Data extracted on 11/15/2019.

Pneumonia- & Influenza-Associated Deaths*

Figure 3. Proportion of Deaths Associated with Pneumonia or Influenza



The proportion of deaths due to pneumonia or influenza-related (P&I) illnesses fell back into the *low* threshold this week. Of all P&I deaths that have occurred this season, all are associated with pneumonia and not influenza.

All P&I deaths that occurred this week were among individuals age 45 and older. To-date, only 2 P&I deaths have occurred among younger age groups, specifically within those 25-44 years of age.

Data Source: Cleveland Department of Public Health Department of Vital Statistics. Data compiled on 11/12/2019.

*Deaths represent all deaths for Cuyahoga County. All other data presented are City of Cleveland-specific