

The purpose of the weekly *Influenza Watch* is to summarize current influenza surveillance in the City of Cleveland. **Please note that reported weekly data are preliminary and may change due to delayed submissions and additional laboratory results.**

Report Contents
Page 1: Overview & Summary
Page 2: Virus Characteristics
Page 3-5: Trend Graphs
Page 6: Reporting Information

Current Week

Current Week (ending 02/02/2019)

- 20 new influenza diagnoses reported this week
- Influenza-like-illness (ILI) among emergency department visits: *Elevated*
- 0 influenza-associated pediatric mortalities reported this week
- 42% of influenza hospitalizations are male, 58% female.

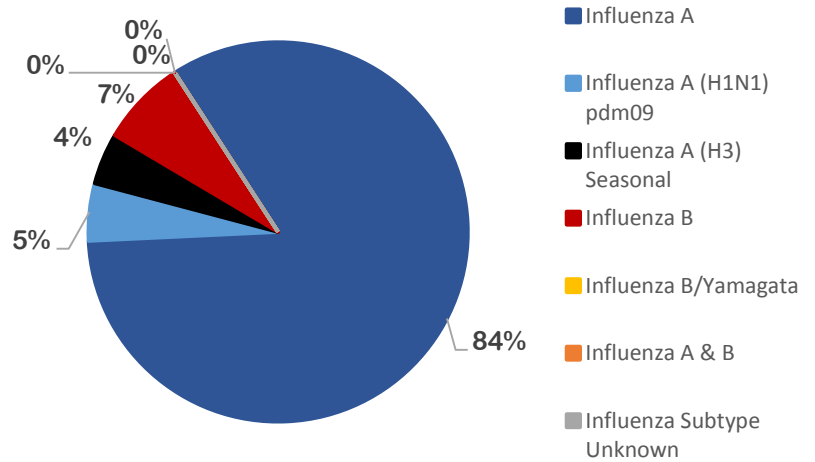
Current Season Summary

205
Total Cases

0
Outbreaks

0
Deaths

Virus Characteristics



Previous Week

Previous Week (ending 01/26/2019)

- 25 new influenza diagnoses reported this week
- Influenza-like-illness (ILI) among emergency department visits: *Elevated*
- 0 influenza-associated pediatric mortalities reported this week
- 42% of influenza hospitalizations are male, 58% female.

Influenza Activity in Ohio and City of Cleveland

Influenza activity was classified as “widespread” throughout Ohio during Week 5 (ending 02/02/2019). Through Week 5 of this influenza season, Ohio Department of Health (ODH) reported zero pediatric influenza-associated mortalities among patients under age 18 years. Public health surveillance data sources indicate low intensity for influenza-like illness (ILI) in outpatient settings reported by Ohio’s sentinel providers. Ohio Department of Health has reported an additional 332 influenza-associated hospitalizations this week, bringing the season (2018-2019) total to 2160 influenza-associated hospitalizations. State, Regional and National data is provided by the Ohio Department of Health, [ODH Influenza Activity Summary MMWR 5](#).

In the City of Cleveland activity slightly decreased from Week 4 (ending 1/26/2019). More than one peak of activity may be seen during influenza season, so any City resident over 6 months of age who has not been vaccinated this season should get the shot now to protect themselves from influenza.

Influenza Detections Reported, 2018-2019*

Positive Test Type/Subtype	Week 5	Total To-Date
Influenza A†	16	171
Influenza A (H1N1) Pandemic 2009	3	10
Influenza A (H3) Seasonal	1	9
Influenza B†	0	15
Influenza B/Victoria	0	0
Influenza B/Yamagata	0	0
Influenza A/B†	0	0
Influenza Subtype Unknown	0	0
Total	20	205

*Data from CDC Week 40 to Week 15.

†No further characterization performed.

Note: Totals may change due to further laboratory findings

Figure 1: Number of Emergency Department Visits for Influenza-like Illness in Week 5

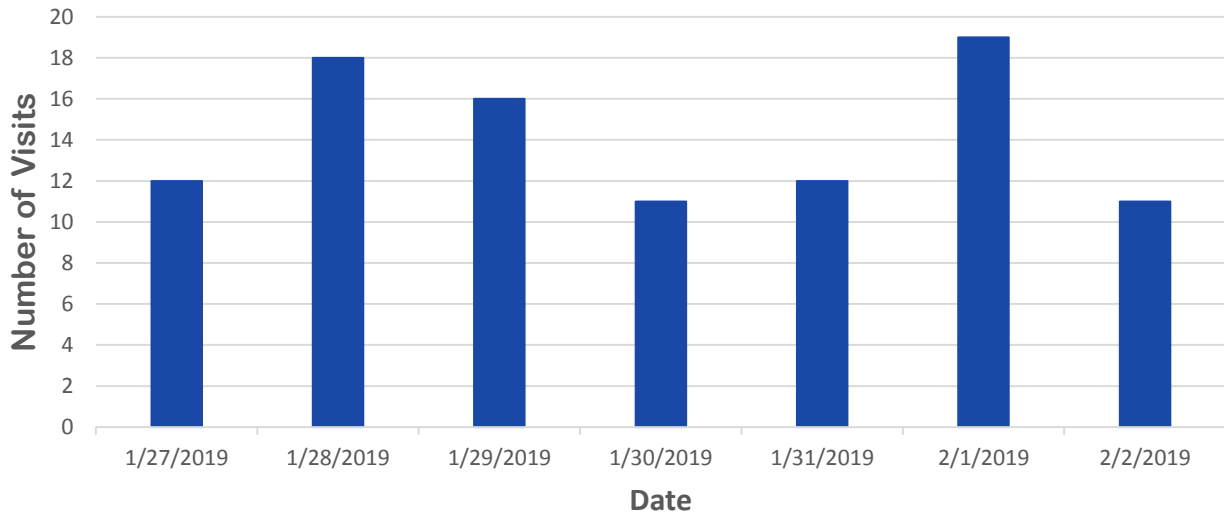


Figure 2: 2018-2019 Number of Emergency Department Influenza-like Illness Visits

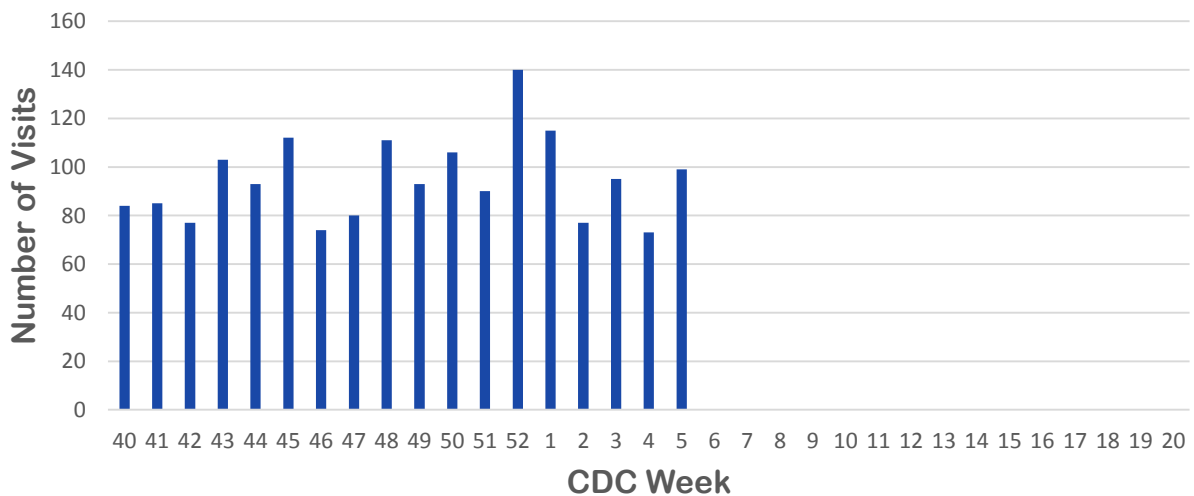


Figure 3: 2018-2019 Confirmed Influenza-Associated Hospitalizations by CDC Week for City of Cleveland

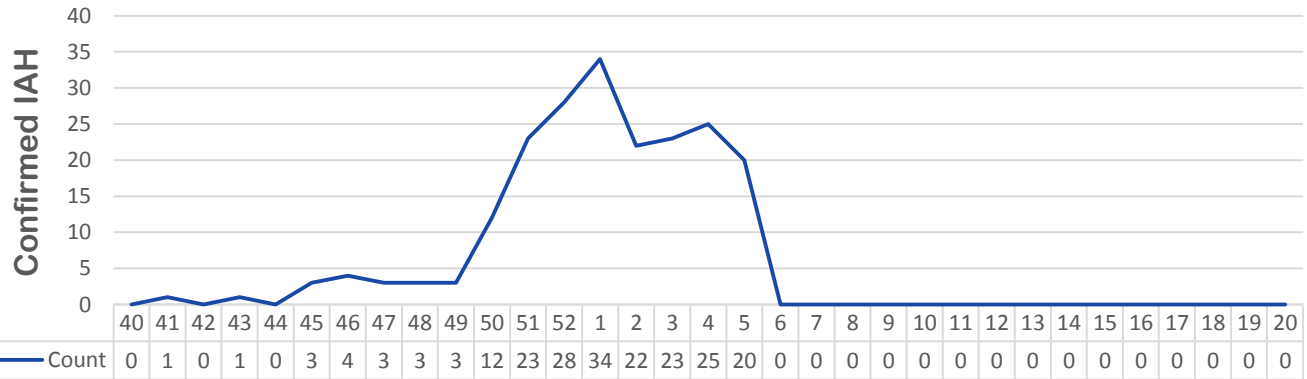
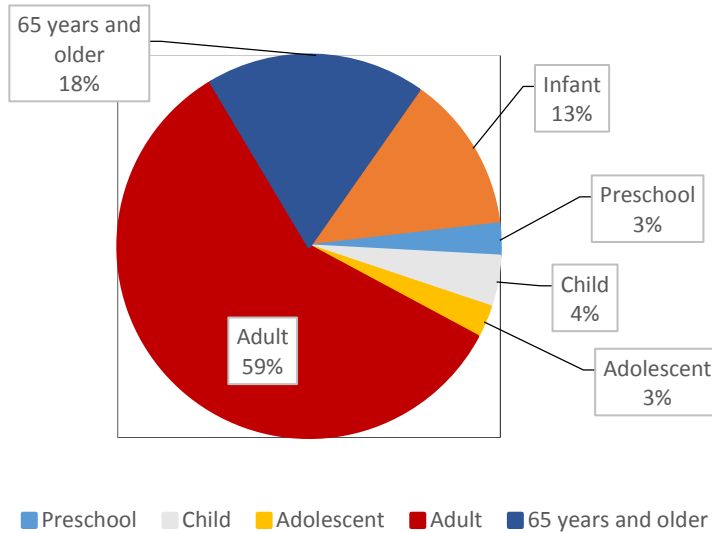


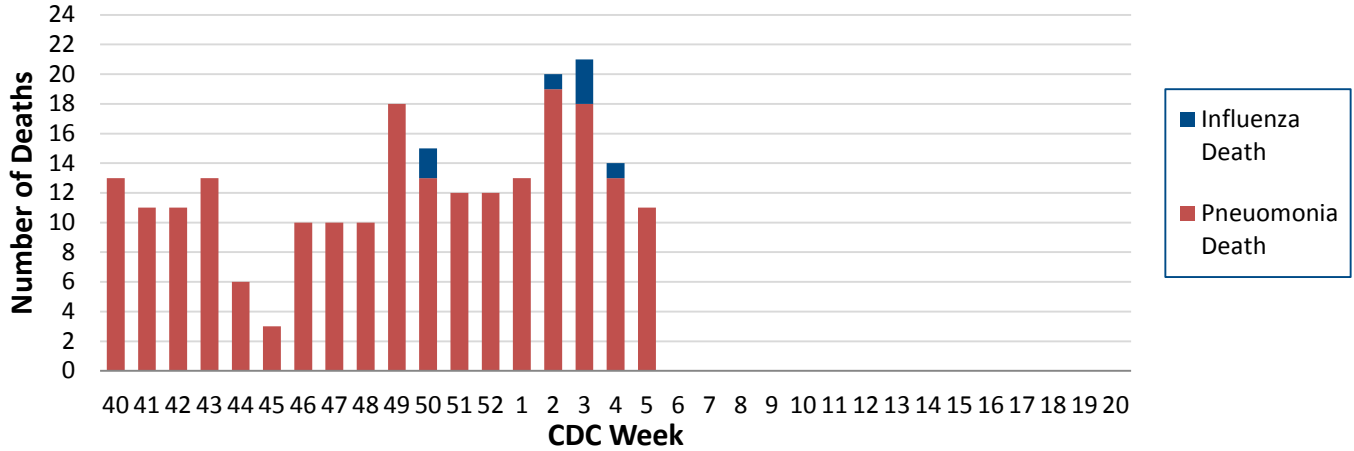
Figure 4: 2018-2019 Age Distribution of Influenza-associated Hospitalizations in City of Cleveland



Infant: 0-2 years old
Preschool: 3-5 years old
Child: 6-12 years old
Adolescent: 13-17 years old
Adult: 18-64 years old
65 years and older

Infant	Preschool	Child	Adolescent	Adult	65 years and older
25	5	8	5	109	34

Figure 5: 2018-2019 Number of Deaths Due to Pneumonia and Influenza



Pneumonia and Influenza Deaths, 2018-2019*				
Age Category	Week 5		Total To-Date	
	Pneumonia	Influenza	Pneumonia	Influenza
Under 1	0	0	1	0
1-14 years	0	0	0	0
15-24 years	0	0	1	0
25-44 years	0	0	6	1
45-64 years	3	0	36	1
65-74 years	3	0	47	2
75 years and older	5	0	123	3
Unknown	0	0	0	0
Total	11	0	216	7

*Data from CDC Week 40 to Week 15.

†Data from Cleveland Department of Health Vital Statistics Department.

Note: Totals may change due to further laboratory findings

Note 2: Location of death is in Cleveland, Ohio – not home residence location.

Influenza Reporting in the City of Cleveland

Local providers are encouraged to report laboratory positive influenza detections to Katie Romig, Chief Epidemiologist by FAX 216-664-6159. Please fax a [Case Report Form](#) and/or a printed laboratory result, and indicate if the patient was admitted to the hospital, and/or is a resident of a congregate living facility.

For questions regarding the influenza watch summary please call Katie Romig at 216-420-7743 or email to: kromig@city.cleveland.oh.us

Resources

Ohio Department of Health [Influenza](#)

City of Cleveland Department of Public Health [Flu Reports](#)

Center for Disease Control and Prevention Influenza Surveillance [Weekly Report](#)

Source/Reference: San Diego County Influenza Watch