

Week 12 Highlights


The weekly Influenza Watch summarizes the flu surveillance in the City of Cleveland. The metrics in this report include the number and percentage of emergency department visits for influenza-like illness, confirmed hospitalizations for the flu, and the deaths each week due to pneumonia and influenza.

- For the eleventh consecutive week, flu activity remains “Low”
- 6.5% of the 294 deaths reported were due to pneumonia. 0 influenza deaths were reported this week and there have been 5 influenza deaths so far this season.
- 12 confirmed cases of influenza-associated hospitalization were reported this week. 71 hospitalizations due to the flu were reported this season
- 1.47% of emergency department visits were for flu-like illness
- Influenza A remains the predominant strain. The vaccine remains a good match for the current circulating strain of Influenza A.

Flu Intensity



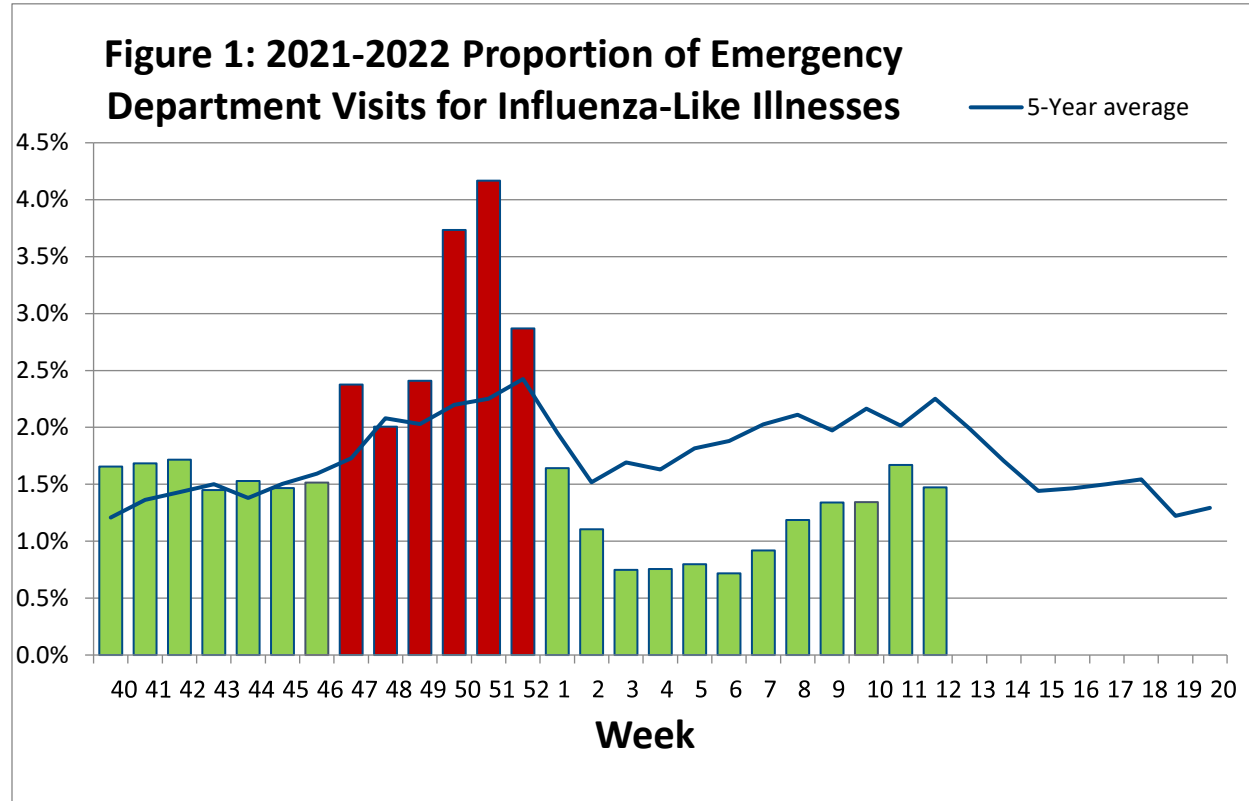
Seasonal Flu Intensity



Influenza (Flu) Intensity Indicators	This Week n (%)	Activity Compared to Last Week	Season Total n (%)
Emergency Department visits for Influenza-Like Illnesses	86 (1.47%)	-0.20%	2,473 (1.79%)
Confirmed Influenza Hospitalizations [‡]	12	-	71
Pneumonia- & Influenza-Related Deaths	19 (6.5%)	+1.4%	1,175 (12.5%)

*Deaths represent all deaths for Cuyahoga County. All other data presented are City of Cleveland-specific. Data are preliminary and subject to change as more information is gained. The three indicators for calculating the intensity thresholds are based [on 2017 methodology from the Centers for Disease Control and Prevention.](#)

Influenza-Like Illnesses



LOW < 1.88%	MODERATE 1.88% - 1.94%	HIGH 1.94% - 1.99%	VERY HIGH 1.99% <
-----------------------	----------------------------------	------------------------------	-----------------------------

The proportion of Emergency Room visits this reporting week for influenza-like illnesses remains under the *low* threshold and lower than the 5-year average. This week 55% of visits were among males. Regarding race and ethnicity, 49% of visits were Black or African American individuals; 14% were among White individuals; and 37% of visits were among other racial groups. A little more than a quarter (27%) of visits were among Hispanic or Latin individuals. The median age this week is 6 years.

Data Source: Health Monitoring Systems: EpiCenter 3.5.18. Data extracted on 3/29/2022.
Low, Moderate, and High intensity thresholds are defined as the 50%, 90%, and 99% Confidence Intervals, respectively, based on the 5-Year Average of previous seasons

Influenza-associated Hospitalizations

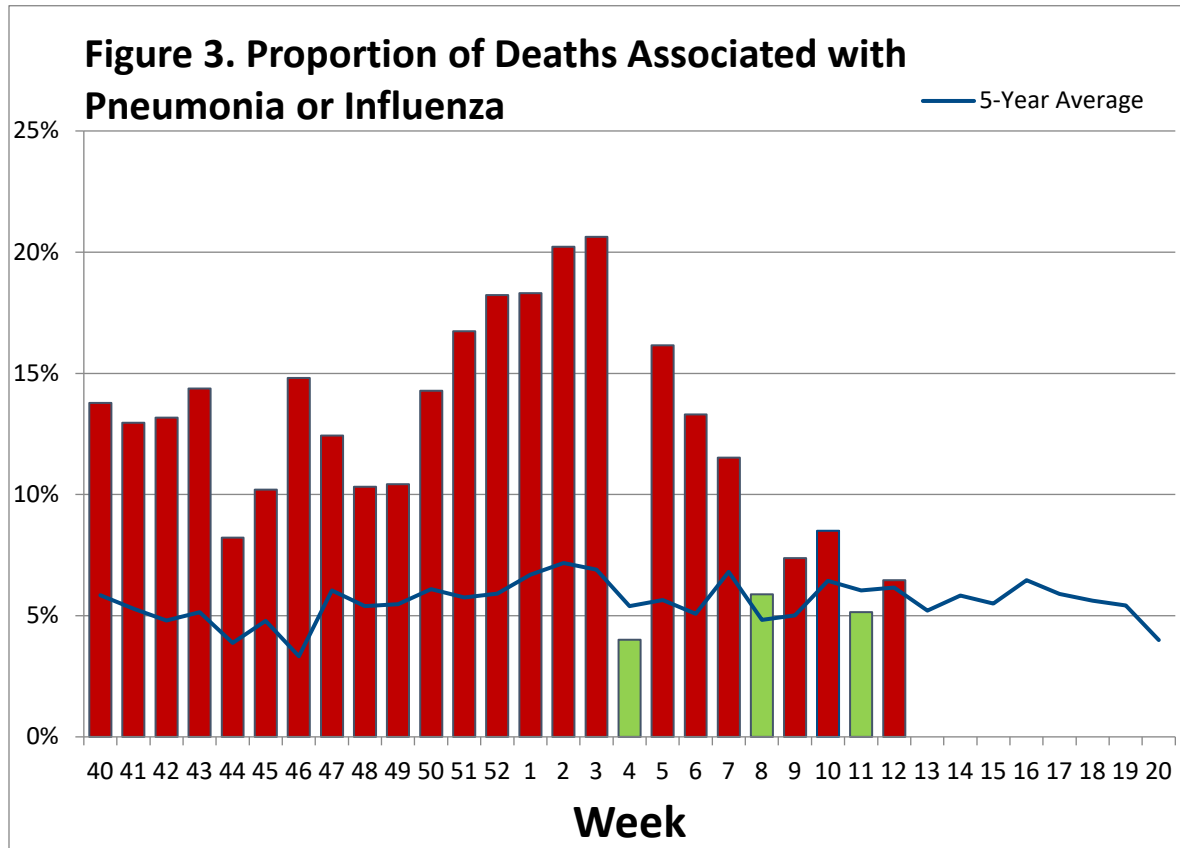
MMWR	Hospitalizations	5-Year Average
Week 51	2	35.4
Week 52	3	41.0
Week 1	0	40.2
Week 2	2	33.8
Week 3	1	26.0
Week 4	3	24.2
Week 5	2	23.6
Week 6	3	29.4
Week 7	2	30.0
Week 8	0	29.2
Week 9	0	28.2
Week 10	2	33.2
Week 11	7	31.8
Week 12	12	34
Season Total	71	513

The number of hospitalizations nearly doubled this reporting week, but remains very low compared to what has been observed over the past 5 years. Influenza A is the predominant strain currently, which was observed among all of cases this week. This week there were twelve influenza-associated hospitalizations which is tied highest number of influenza-associated hospitalizations this flu season. Nearly half of the influenza-associated hospitalizations have been in the past month alone. This brings the season total to 71 influenza-associated hospitalizations.

Data Source: Ohio Department of Health: Ohio Disease Reporting System. Data extracted on 3/29/2022. Data are preliminary and subject to change as more information is gained.

Low, Moderate, and High intensity thresholds are defined as the 50%, 90%, and 99% Confidence Intervals, respectively, based on the 5-Year Average of previous seasons.

Pneumonia- & Influenza-Associated Deaths*



LOW < 6.02%	MODERATE 6.02% - 6.19%	HIGH 6.19% - 6.34%	VERY HIGH 6.34% <
-----------------------	----------------------------------	------------------------------	-----------------------------

There have been 19 deaths this week due to pneumonia or influenza-related illnesses (P&I). The proportion of P&I deaths is over the *very high* threshold this week. This week, the data shows there was not an influenza specific-related death. The majority P&I deaths that occurred this season were among individuals aged 45 years and older.

Data Source: Cleveland Department of Public Health Department of Vital Statistics. Data compiled on 3/29/2022. Data are preliminary and subject to change as more information is gained.

*Deaths represent all deaths for Cuyahoga County. All other data presented are City of Cleveland-specific.

Low, Moderate, and High intensity thresholds are defined as the 50%, 90%, and 99% Confidence Intervals, respectively, based on the 5-Year Average of previous seasons.