

Week 49 Highlights

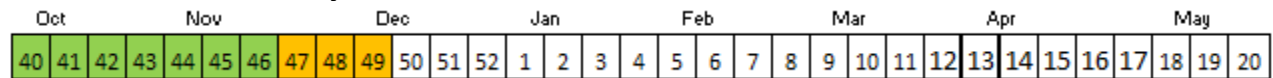
The weekly Influenza Watch summarizes the flu surveillance in the City of Cleveland. The metrics in this report include the number and percentage of emergency department visits for influenza-like illness, confirmed hospitalizations for the flu, and the deaths each week due to pneumonia and influenza.

- This week, flu activity remains “Moderate”
- 10.4% of the 422 deaths reported were due to pneumonia. No influenza deaths were reported this week and there have been no influenza deaths so far this season.
- There were 4 confirmed cases of influenza-associated hospitalization were reported this week. 20 hospitalizations due to the flu were reported this season
- 2.41% of emergency department visits were for flu-like illness
- Influenza A remains the predominant strain. The vaccine remains a good match for the current circulating strain of Influenza A.

Flu Intensity



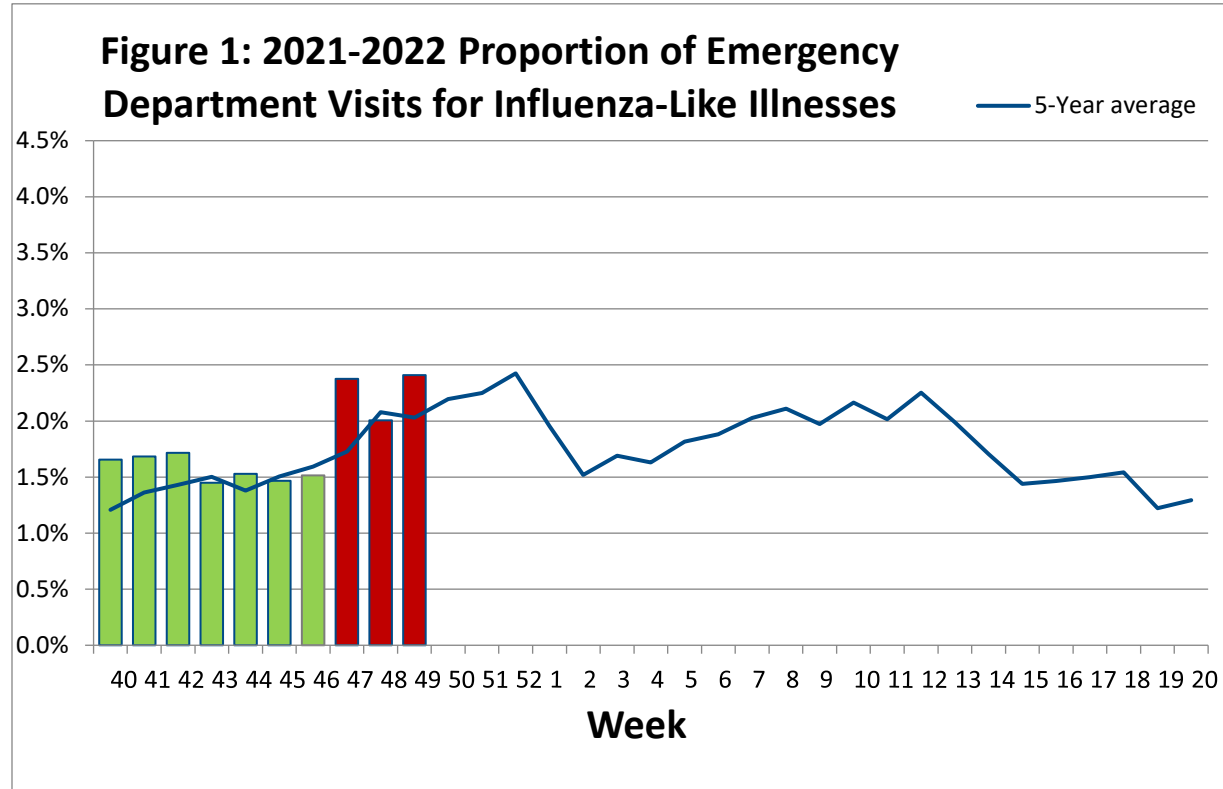
Seasonal Flu Intensity



| Influenza (Flu) Intensity Indicators | This Week n (%) | Activity Compared to Last Week | Season Total n (%) |
|--|-----------------|--------------------------------|--------------------|
| Emergency Department visits for Influenza-Like Illnesses | 154 (2.41%) | +0.40% | 1,058 (1.75%) |
| Confirmed Influenza Hospitalizations [‡] | 4 | -6 | 20 |
| Pneumonia- & Influenza-Related Deaths | 44 (10.4%) | +0.10% | 425 (11.9%) |

*Deaths represent all deaths for Cuyahoga County. All other data presented are City of Cleveland-specific
Data are preliminary and subject to change as more information is gained.
The three indicators for calculating the intensity thresholds are based [on 2017 methodology from the Centers for Disease Control and Prevention.](#)

Influenza-Like Illnesses



| | | | |
|-----------------------|----------------------------------|------------------------------|-----------------------------|
| LOW < 1.88% | MODERATE 1.88% - 1.94% | HIGH 1.94% - 1.99% | VERY HIGH 1.99% < |
|-----------------------|----------------------------------|------------------------------|-----------------------------|

The proportion of Emergency Room visits this reporting week for influenza-like illnesses is above the *very high* threshold and higher than what has been observed in 5 years. This week 45% of visits were among males. Regarding race and ethnicity, 56% of visits were Black or African American individuals; 16% were among White individuals; and 28% of visits were among other racial groups. 6% of visits were among Hispanic or Latin individuals. The median age this week is 11 years.

Data Source: Health Monitoring Systems: EpiCenter 3.5.18. Data extracted on 12/16/2021.
Low, Moderate, and High intensity thresholds are defined as the 50%, 90%, and 99% Confidence Intervals, respectively, based on the 5-Year Average of previous seasons

Influenza-associated Hospitalizations

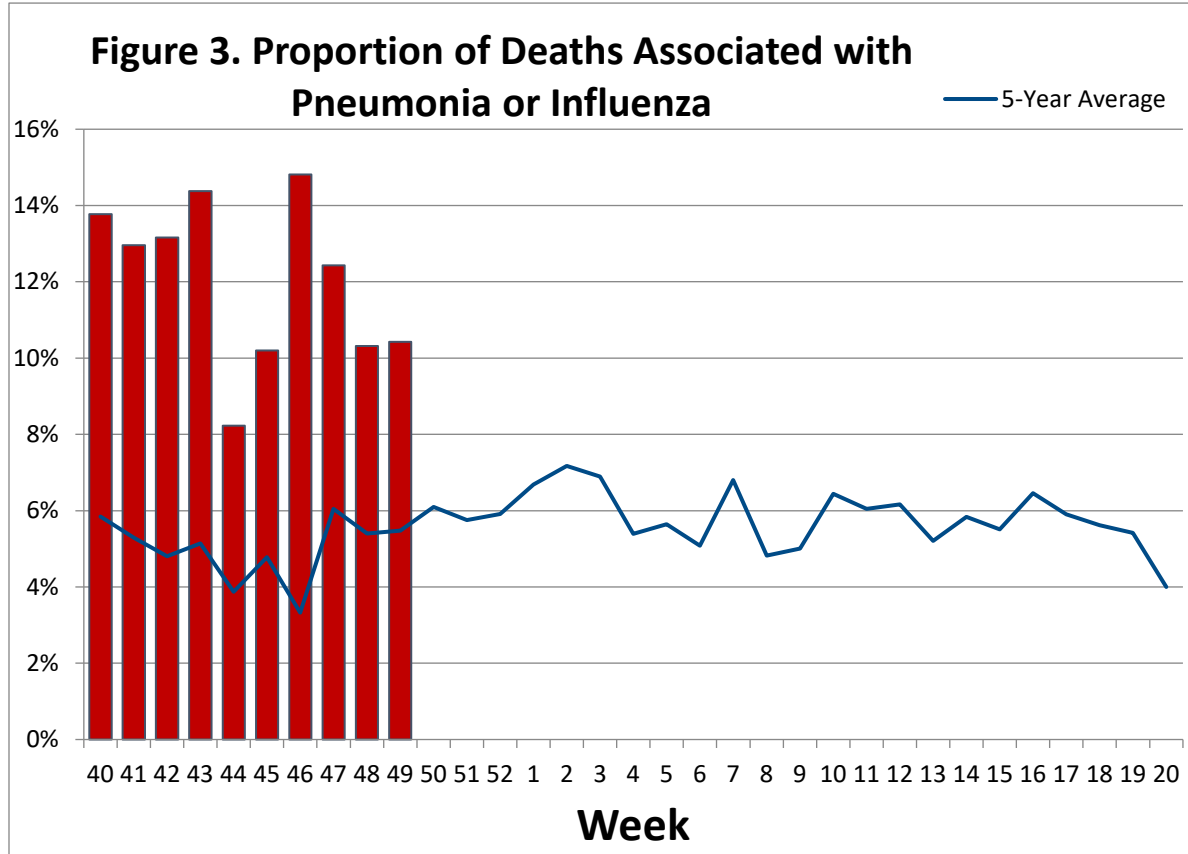
| MMWR | Hospitalizations | 5-Year Average |
|--------------|------------------|----------------|
| Week 40 | 1 | 0.2 |
| Week 41 | 0 | 0.2 |
| Week 42 | 0 | 0.4 |
| Week 43 | 0 | 0.6 |
| Week 44 | 0 | 1.2 |
| Week 45 | 1 | 0.8 |
| Week 46 | 1 | 2.2 |
| Week 47 | 3 | 8 |
| Week 48 | 10 | 12.2 |
| Week 49 | 4 | 17.6 |
| Total | 20 | 43.4 |

The number of hospitalizations remains very low compared to what has been observed over the past 5 years. Influenza A is the predominant strain currently, which was observed among all of cases this week. This week there were 4 any influenza-associated hospitalizations bringing the season total to 20.

Data Source: Ohio Department of Health: Ohio Disease Reporting System. Data extracted on 12/16/2021. Data are preliminary and subject to change as more information is gained.

Low, Moderate, and High intensity thresholds are defined as the 50%, 90%, and 99% Confidence Intervals, respectively, based on the 5-Year Average of previous seasons.

Pneumonia- & Influenza-Associated Deaths*



| | | | |
|-----------------------|----------------------------------|------------------------------|-----------------------------|
| LOW < 6.02% | MODERATE 6.02% - 6.19% | HIGH 6.19% - 6.34% | VERY HIGH 6.34% < |
|-----------------------|----------------------------------|------------------------------|-----------------------------|

There have been 44 deaths this week due to pneumonia or influenza-related illnesses (P&I). The proportion of P&I deaths is over the *very high* threshold this week. This is likely because of COVID-19 deaths that had pneumonia complications. This week, the data shows there was not an influenza specific-related death. The majority P&I deaths that occurred this season were among individuals aged 45 years and older.

Data Source: Cleveland Department of Public Health Department of Vital Statistics. Data compiled on 12/16/2021. Data are preliminary and subject to change as more information is gained.

*Deaths represent all deaths for Cuyahoga County. All other data presented are City of Cleveland-specific.

Low, Moderate, and High intensity thresholds are defined as the 50%, 90%, and 99% Confidence Intervals, respectively, based on the 5-Year Average of previous seasons.