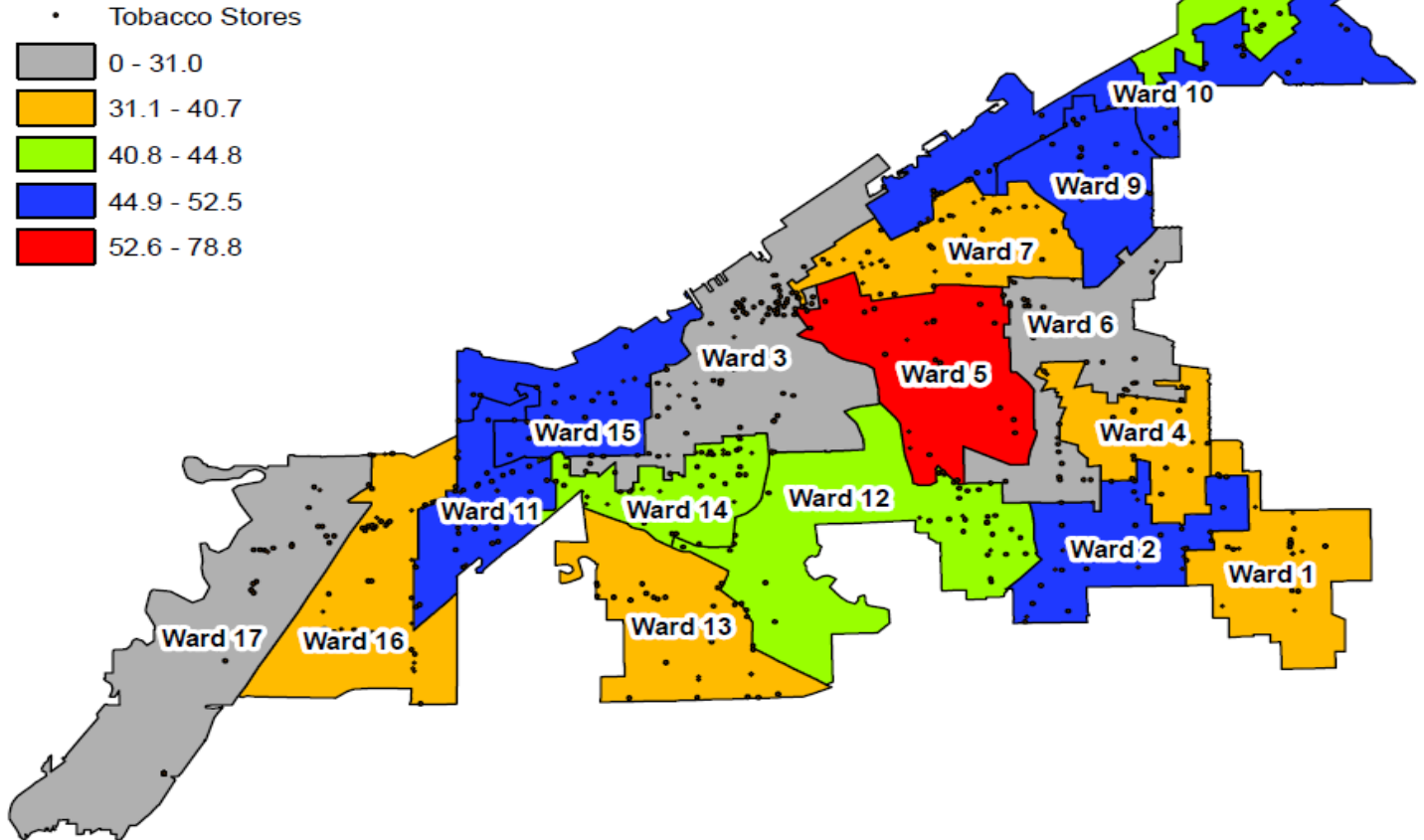


Stroke Mortality Rate by Ward in the City of Cleveland, 2010-2014

Age-Adjusted mortality rates per 100,000



Ward	Total Pop Rate	Ward	Total Pop Rate
1	39.5	10	51.2
2	50	11	52
3	30.7	12	44.8
4	40.7	13	38.8
5	78.8	14	43.3
6	24.6	15	52.5
7	38.2	16	40.7
8	43.9	17	31
9	50.9		



CITY OF CLEVELAND
Mayor Frank G. Jackson

Questions or Comments Contact Information:

Office of Communicable Disease Surveillance & Epidemiology

via phone: (216) 664-EPIS, via e-mail: ocdse@city.cleveland.oh.us

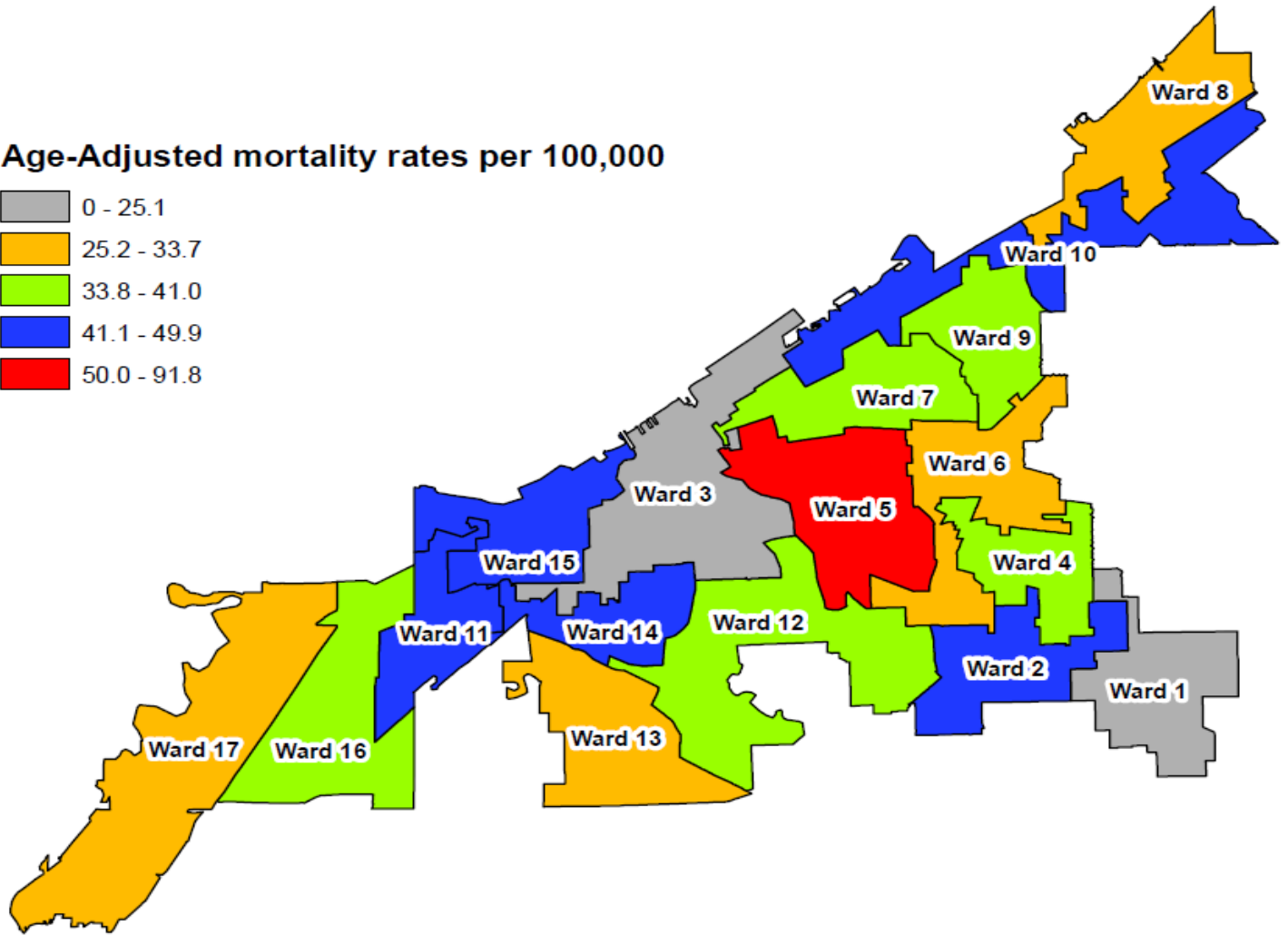
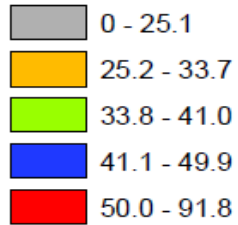
Version: June 2017



Cleveland Department of Public Health

Stroke Mortality Rate for Females by Ward in the City of Cleveland, 2010-2014

Age-Adjusted mortality rates per 100,000



Ward	Female Pop Rate	Ward	Female Pop Rate
1	25.1	10	47.9
2	42.5	11	42.8
3	17.6	12	41
4	36.9	13	30.9
5	91.8	14	47.3
6	27.2	15	49.9
7	36	16	37.5
8	32.4	17	33.7
9	37		



Cleveland Office of Minority Health
INFORM • EDUCATE • EMPOWER



CITY OF CLEVELAND
Mayor Frank G. Jackson

Questions or Comments Contact Information:

Office of Communicable Disease Surveillance & Epidemiology

via phone: (216) 664-EPIS, via e-mail: ocdse@city.cleveland.oh.us

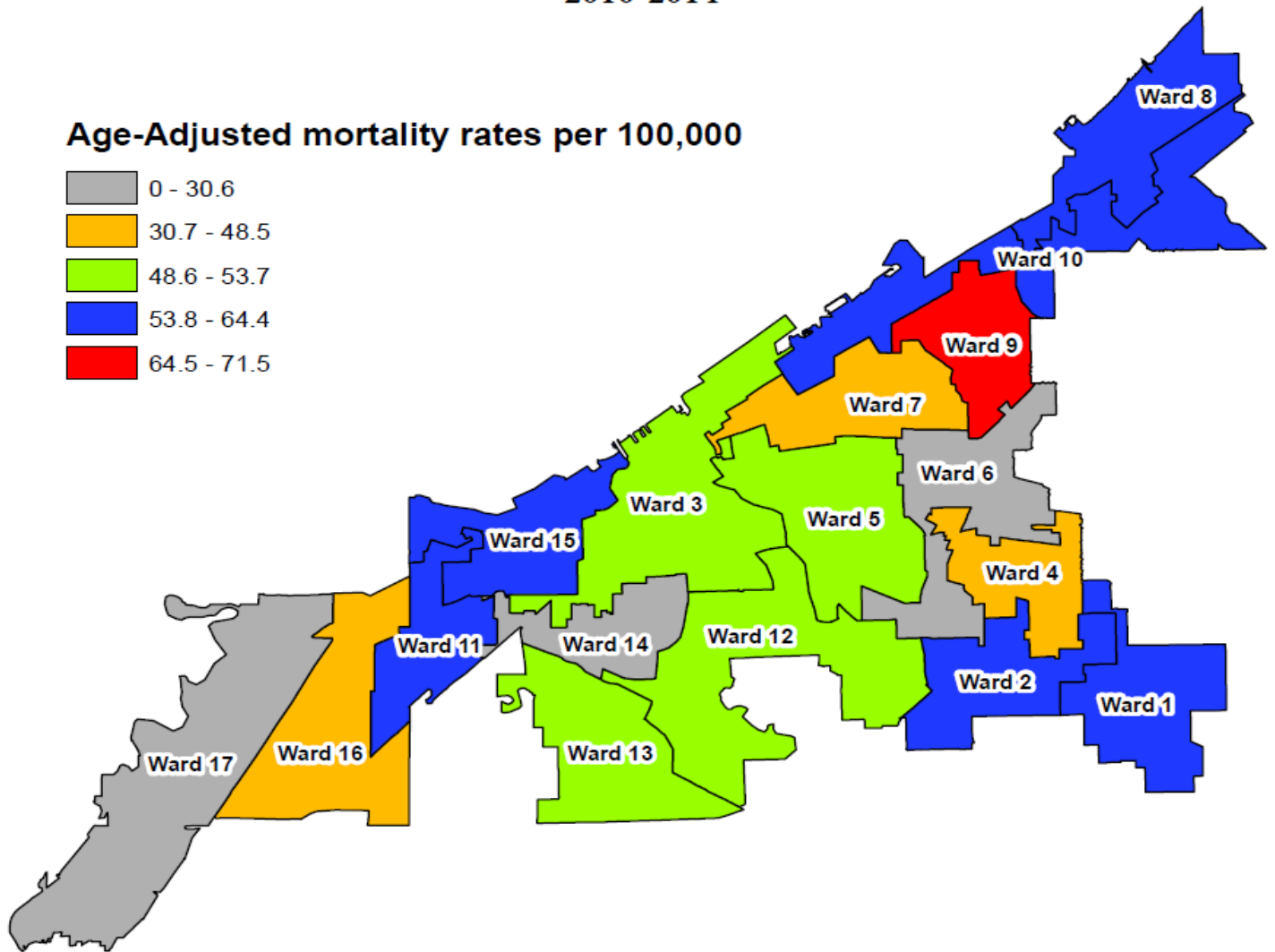
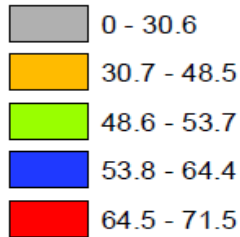
Version: June 2017



Cleveland Department of Public Health

Stroke Mortality Rate for Males by Ward in the City of Cleveland, 2010-2014

Age-Adjusted mortality rates per 100,000



Ward	Male Pop Rate	Ward	Male Pop Rate
1	63.1	10	57
2	59.8	11	64.4
3	50.5	12	50.6
4	48.5	13	53.7
5	52.3	14	30.6
6	19.4	15	58.3
7	44.7	16	45.4
8	59.8	17	22.6
9	71.5		



CITY OF CLEVELAND
Mayor Frank G. Jackson



Questions or Comments Contact Information:

Office of Communicable Disease Surveillance & Epidemiology

via phone: (216) 664-EPIS, via e-mail: ocdse@city.cleveland.oh.us

Version: June 2017