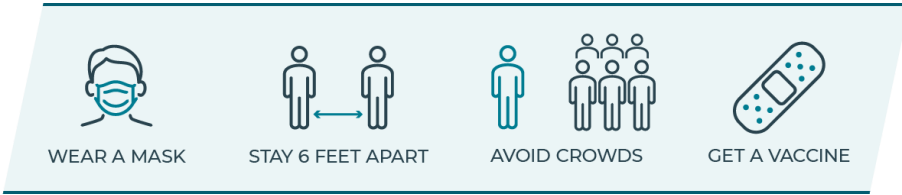




# COVID-19 Watch

Weekly Coronavirus Disease (COVID-19) Surveillance Report  
Friday, August 6, 2021

## Cleveland COVID-19 Case Summary, July 25, 2021 – July 31, 2021



### What Matters Most

1. COVID-19 cases in Cleveland continue to increase, reflecting state and national trends. Cleveland had a 7-day incidence rate of 45.7 new cases per 100,000 residents this reporting week compared to 37.2 during the last reporting week. According to the CDC's definition, this incidence rate indicates a moderate rate of community transmission in Cleveland.
2. Among residents under 40 years old, the 7-day incidence rate this reporting week was 55.7 cases per 100,000 residents, meeting the CDC's definition of "substantial" community transmission. This week, 67.3% of the cases occurred among people under 40 years old. The proportion of Cleveland residents under 40 years old who have received a COVID vaccine is lower (25.2%) compared to those 40 years and older (58%). **This low vaccination uptake combined with reaching the substantial community transmission level among young people increases the risk of being infected with COVID-19 for everyone.**
3. COVID-19 vaccines are safe and effective, even against COVID-19 variants such as Delta. Millions of people in the United States have received COVID-19 vaccines safely. A total of 137,079 (36%) Cleveland residents have safely completed a vaccination series. The COVID-19 vaccine is the most important tool available to end the pandemic.
4. 500 positive variant cases have been identified among Cleveland residents, including four types of variants (379 cases of Alpha, 23 cases of Delta, 10 cases of Epsilon, and 87 cases of Gamma, and 1 case of a co-infection of Delta and Gamma). Variant cases are identified through genomic sequencing of a random sample of positive COVID-19 test specimens. Not all positive test specimens are sequenced, and the prevalence of these variants is likely greater than counts reported here. The Delta variant is highly transmissible and poses a serious threat of hospitalization or death to unvaccinated individuals, including children under 12 who are not yet eligible to be vaccinated.

**If you have questions concerning the information in this report, e-mail us at [covidreport@clevelandohio.gov](mailto:covidreport@clevelandohio.gov)**

**Cleveland Department of Public Health**  
75 Erievue Plaza, Floor 3  
Cleveland, Ohio 44114  
Office: 216-420-7743  
Fax: 216-664-6159

\* This report includes preliminary data obtained on August 3, 2021 for the Cleveland City ranging from the beginning of the pandemic through July 31, 2021. Data are subject to change over time. Cases and hospitalizations for this reporting week may increase in previous reporting weeks as more data becomes available. COVID-19-related deaths may take weeks to confirm.

\* Cases include confirmed and probable COVID-19 cases. Variant cases are identified by the Ohio Department of Health through genomic sequencing of a random sampling of confirmed COVID-19-positive specimens.

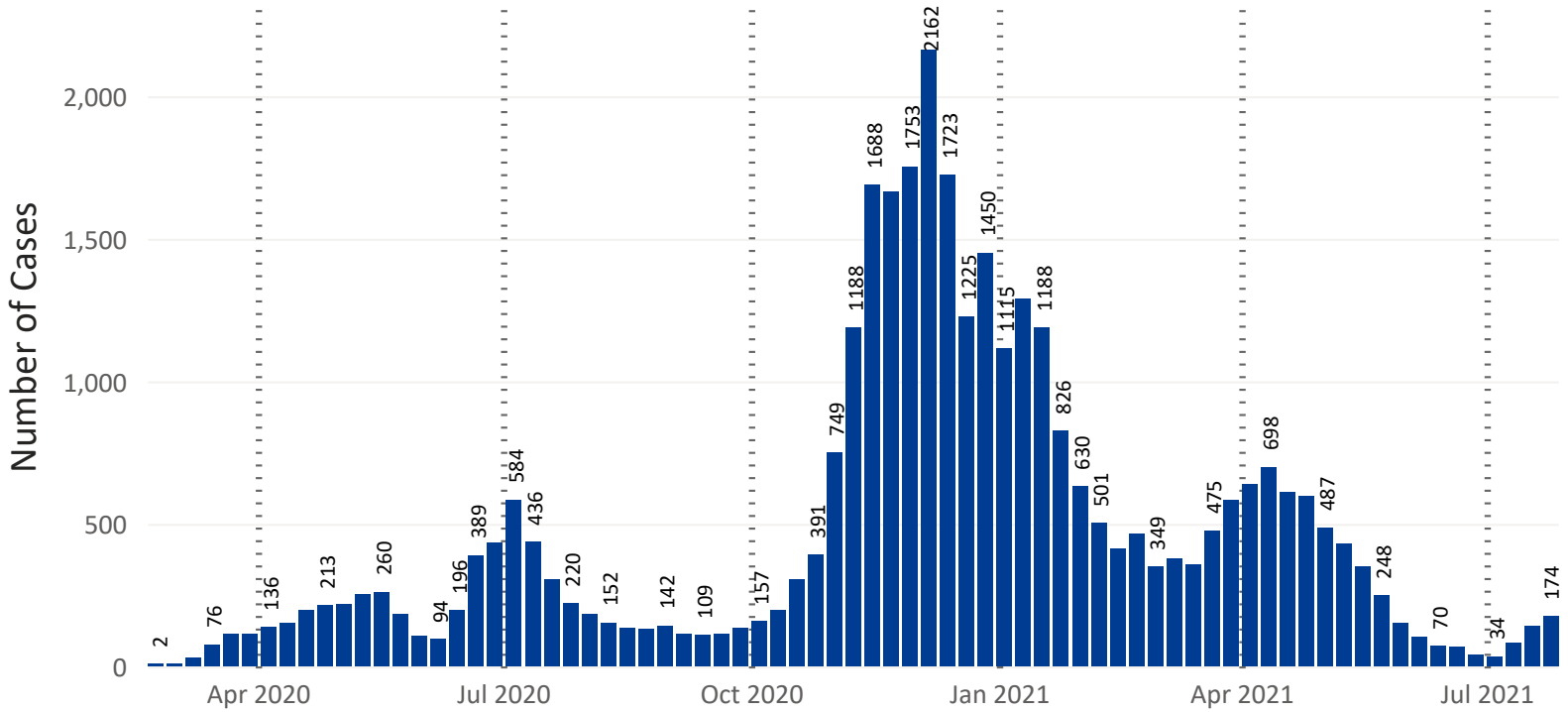
\* Vaccination summaries include vaccines administered to Cleveland residents by any supplier.



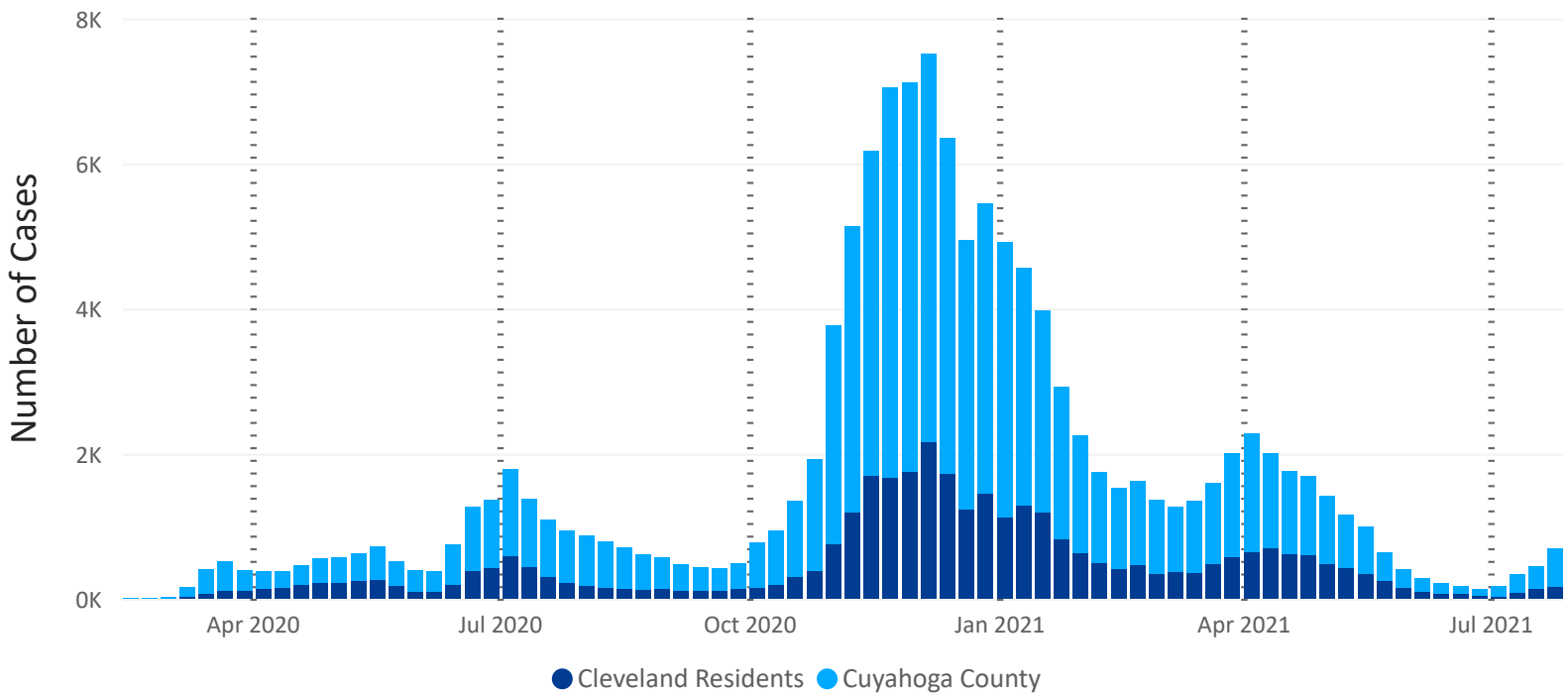
# COVID-19 WATCH

Weekly Coronavirus Disease (COVID-19) Surveillance Report  
Friday, August 6, 2021

## Figure 1. COVID-19 Cases in Cleveland by Week



## Figure 2. COVID-19 Cases in Cuyahoga County by Week



**Cleveland Department of Public Health**  
75 Erievue Plaza, Floor 3  
Cleveland, Ohio 44114  
Office: 216-420-7743  
Fax: 216-664-6159

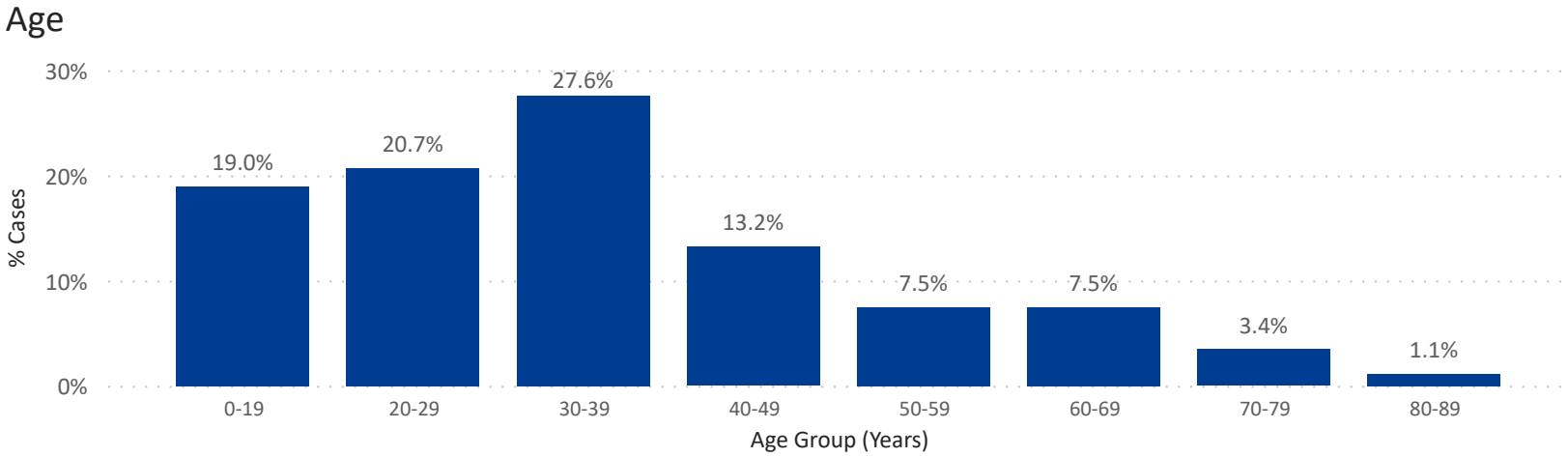
\* Cases here are reported by specimen collection dates for COVID-19 diagnostic tests. If the specimen collection date is unknown, the earliest known date associated with a case is used.  
\* These figures do not include cases reported prior to February 15.



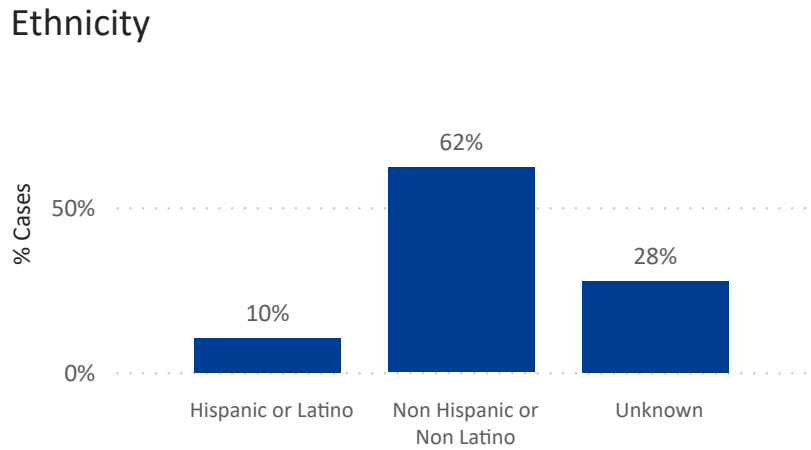
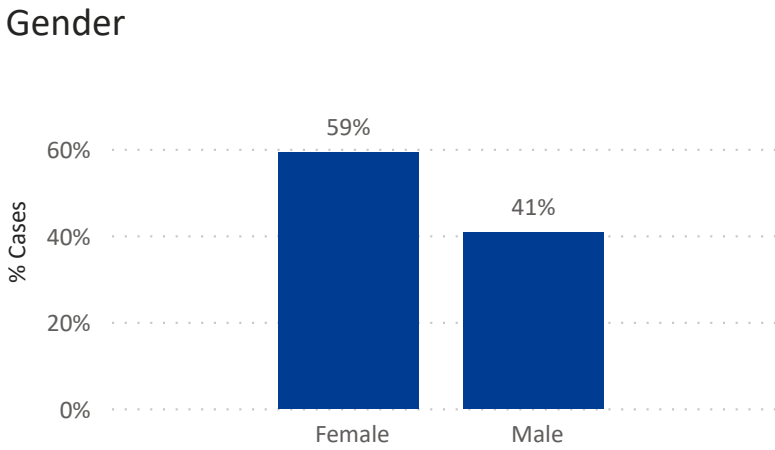
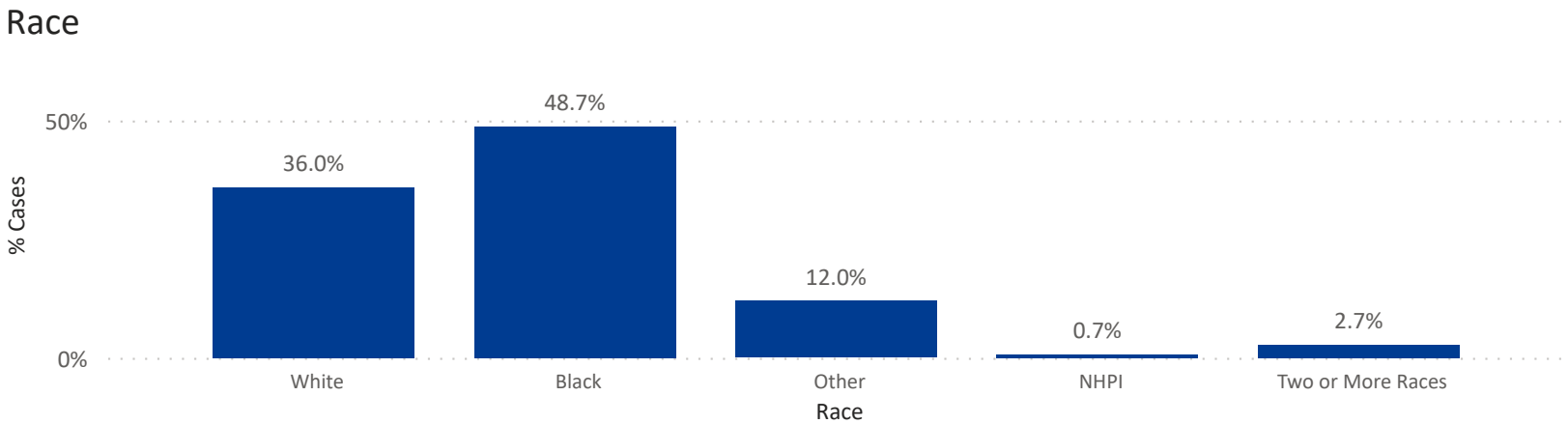
# COVID-19 WATCH

Weekly Coronavirus Disease (COVID-19) Surveillance Report  
Friday, August 6, 2021

**Figure 3. Weekly Case Demographics (N = 174)**



<b>34.93</b> Average Age	<b>32</b> Median Age	<b>0</b> Minimum Age	<b>84</b> Maximum Age
-----------------------------	-------------------------	-------------------------	--------------------------



**Cleveland Department of Public Health**  
75 Erievue Plaza, Floor 3  
Cleveland, Ohio 44114  
Office: 216-420-7743  
Fax: 216-664-6159

\* **AIAN** = American Indian/Alaska Native  
\* **NHPI** = Native Hawaiian and other Pacific Islander.  
\* **Race** does not include 24 cases with unknown race.



# COVID-19 WATCH

Weekly Coronavirus Disease (COVID-19) Surveillance Report  
Friday, August 6, 2021

## Summary of Vaccinations Administered to Cleveland Residents

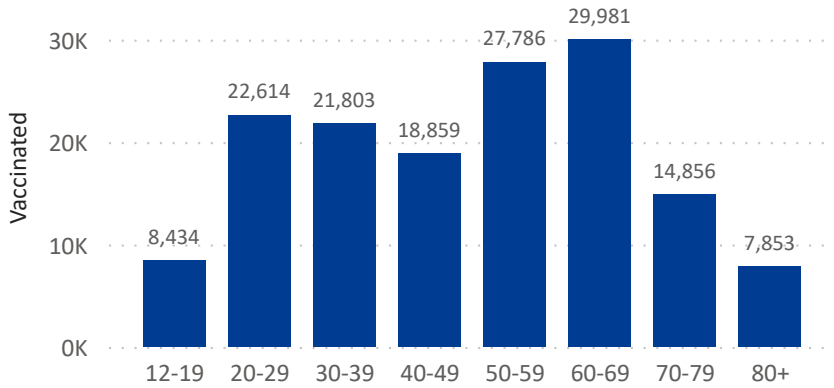
MEASURE	CLEVELAND RESIDENTS
Completed	137,079
Started*	15,092
Sum**	152,186

**36.0%**  
of Cleveland residents are fully vaccinated

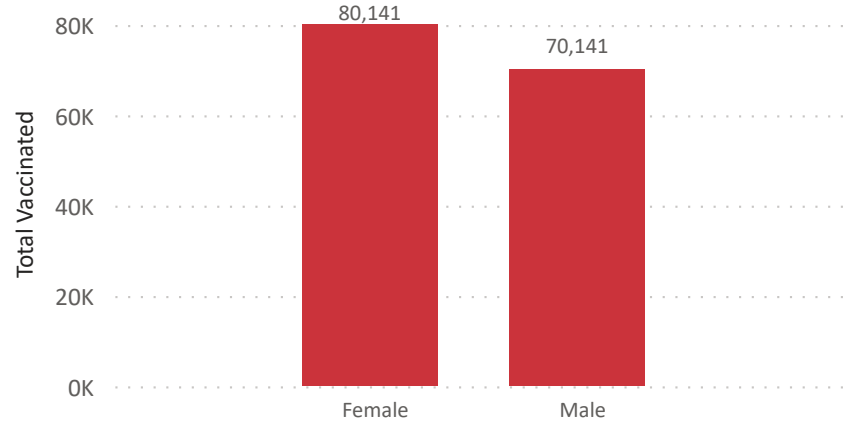
**32,290**  
Individuals vaccinated by CDPH both Cleveland and non-Cleveland residents

## Demographics of Cleveland Residents Vaccinated (N = 152,186)

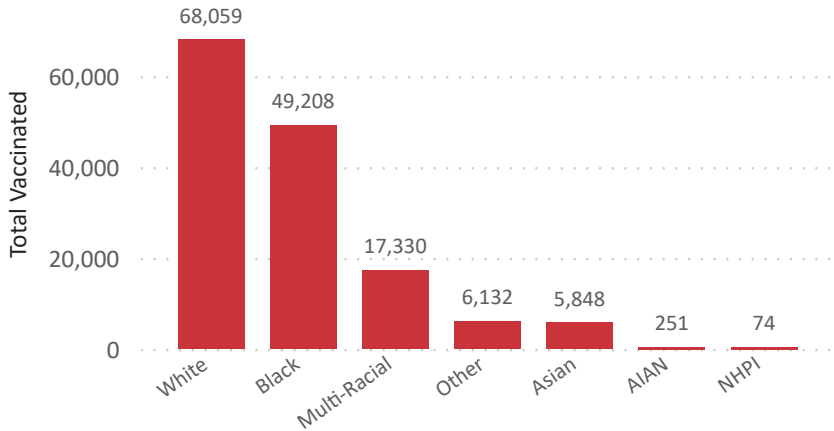
Age



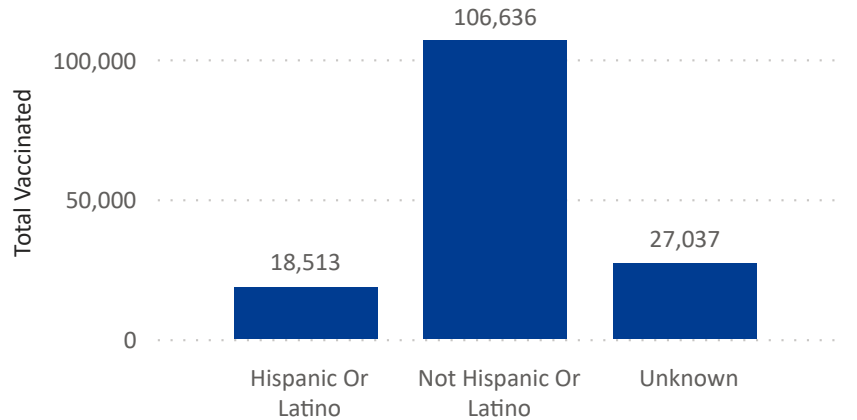
Gender



Race



Ethnicity



**Cleveland Department of Public Health**  
75 Erievue Plaza, Floor 3  
Cleveland, Ohio 44114  
Office: 216-420-7743  
Fax: 216-664-6159

Vaccination data are preliminary and reported as of August 3, 2021. Summaries for individuals and demographics are shown as available and may not include all individuals vaccinated at the time of reporting. Data presented this reporting week are subject to change. Unknown data is not shown for age, gender or race.  
**AIAN** = American Indian or Alaska Native, **NHPI** = Native Hawaiian or Pacific Islander  
\* **Started** vaccinations include those who have received the initial dose of a SARS-CoV-2 vaccination series.  
\*\* 15 Cleveland residents received an unspecified SARS-CoV-2 vaccine; these individuals' vaccination statuses are unknown.