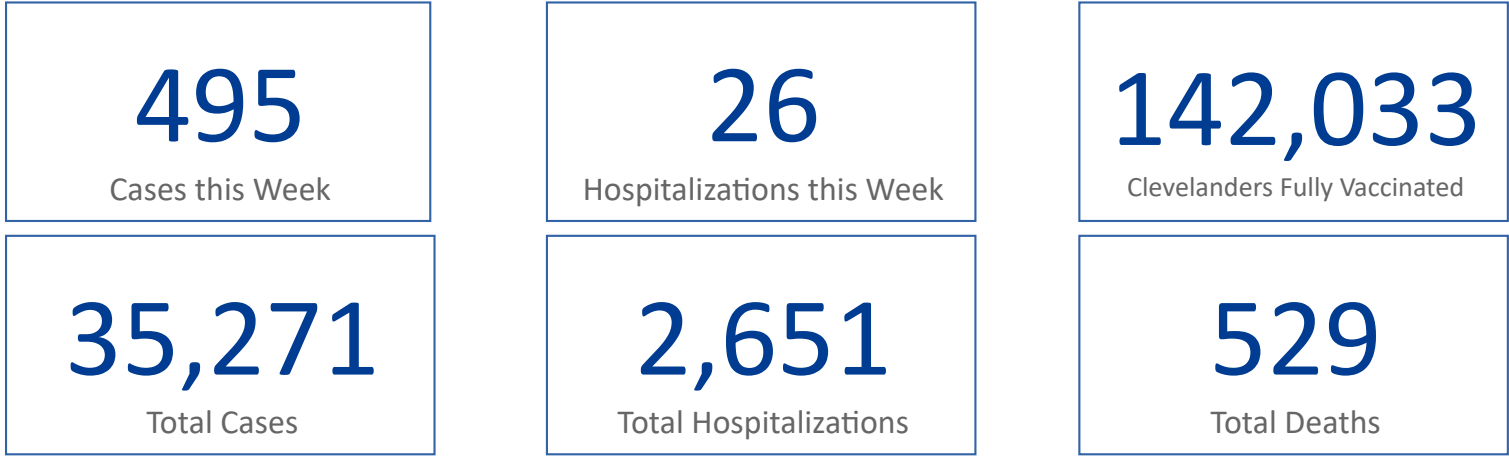
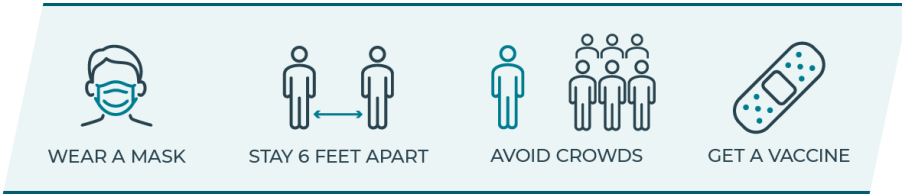




# COVID-19 Watch

Weekly Coronavirus Disease (COVID-19) Surveillance Report  
Friday, August 27, 2021

## Cleveland COVID-19 Case Summary, August 15, 2021 – August 21, 2021



### What Matters Most

1. Cleveland is experiencing a surge in new COVID-19 cases. The city had a 7-day incidence rate of 129.9 new cases per 100,000 residents this reporting week, compared to 9.5 new cases per 100,000 residents during the week of July 4th when transmission was at its lowest since the beginning of the pandemic. Due to this high incidence, the CDC recommends masking indoors regardless of vaccination status as part of a layered mitigation strategy.
2. Children are being severely impacted by COVID-19. Over the previous 4 reporting weeks, 23% of all hospitalizations due to COVID-19 were among individuals under 20 years old. Only 10.6% of this age group is vaccinated, largely due to the fact that children under 12 are not yet eligible to receive a vaccine. It is critical that all eligible Cleveland residents receive a COVID vaccine in order to protect those who cannot.
3. A total of 142,033 (37.3%) Cleveland residents have completed a vaccination series. One of the available vaccines, from Pfizer-BioNTech, has been fully approved by the FDA for individuals 16 and older. COVID-19 vaccines from other manufacturers are expected to receive full approval soon. COVID-19 vaccines are the most important tool available to end the pandemic.
4. 582 positive variant cases have been identified among Cleveland residents, including four types of variants (395 cases of Alpha, 83 cases of Delta, 10 cases of Epsilon, and 93 cases of Gamma, and 1 case of a co-infection of Delta and Gamma). Variant cases are identified through genomic sequencing of a random sample of positive COVID-19 test specimens. Not all positive test specimens are sequenced, and the prevalence of these variants is likely greater than counts reported here. The Delta variant is highly transmissible and poses a serious threat of hospitalization or death to unvaccinated individuals, including children under 12 who are not yet eligible to be vaccinated.

**If you have questions concerning the information in this report, e-mail us at [covidreport@clevelandohio.gov](mailto:covidreport@clevelandohio.gov)**

**Cleveland Department of Public Health**  
75 Erievue Plaza, Floor 3  
Cleveland, Ohio 44114  
Office: 216-420-7743  
Fax: 216-664-6159

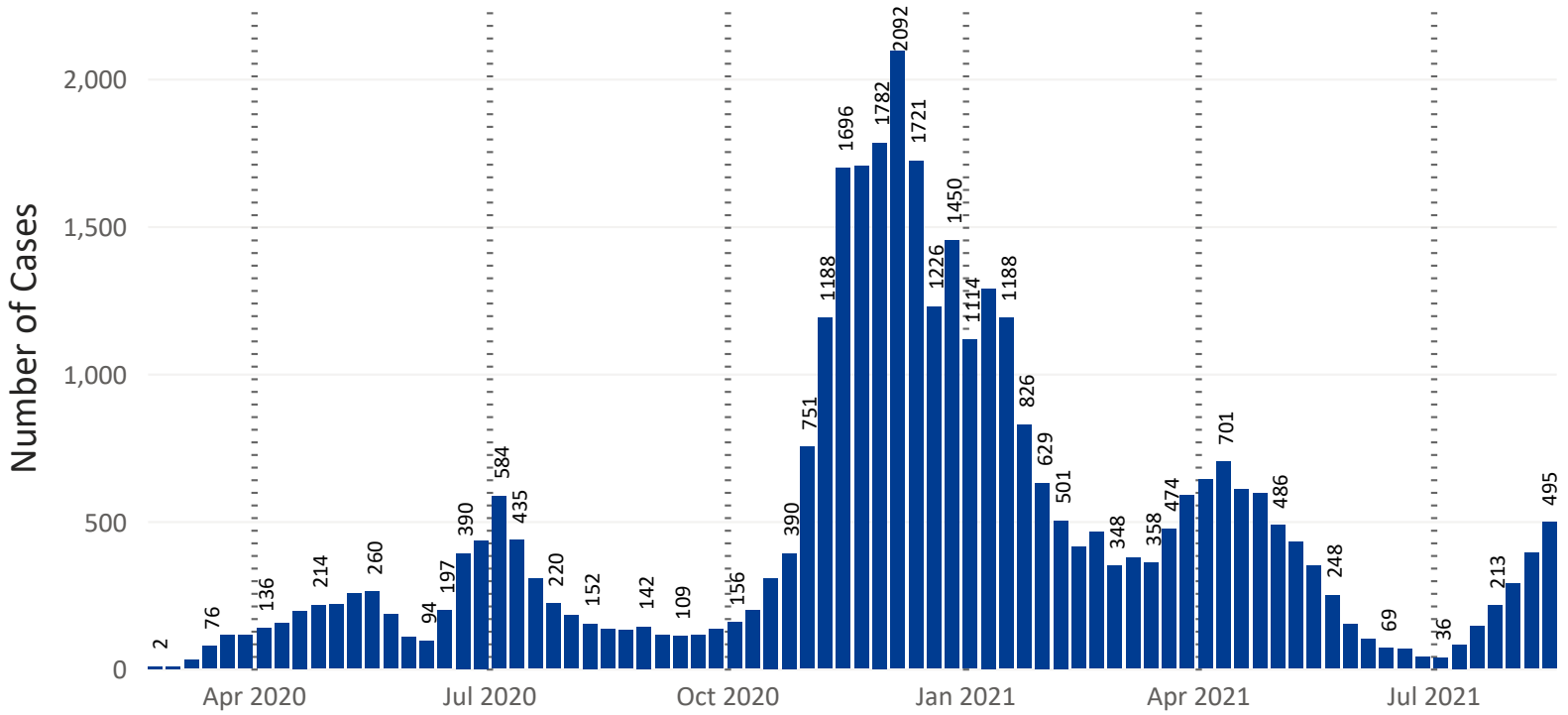
\* This report includes preliminary data obtained on August 24, 2021 for Cleveland City ranging from the beginning of the pandemic through August 21, 2021. Data are subject to change over time. Cases and hospitalizations on the current reporting week may increase in subsequent reporting weeks as data become available. COVID-19-related deaths may take weeks to confirm.  
\* Cases include confirmed and probable COVID-19 cases. Variant cases are identified by the Ohio Department of Health through genomic sequencing of a random sampling of confirmed COVID-19-positive specimens.



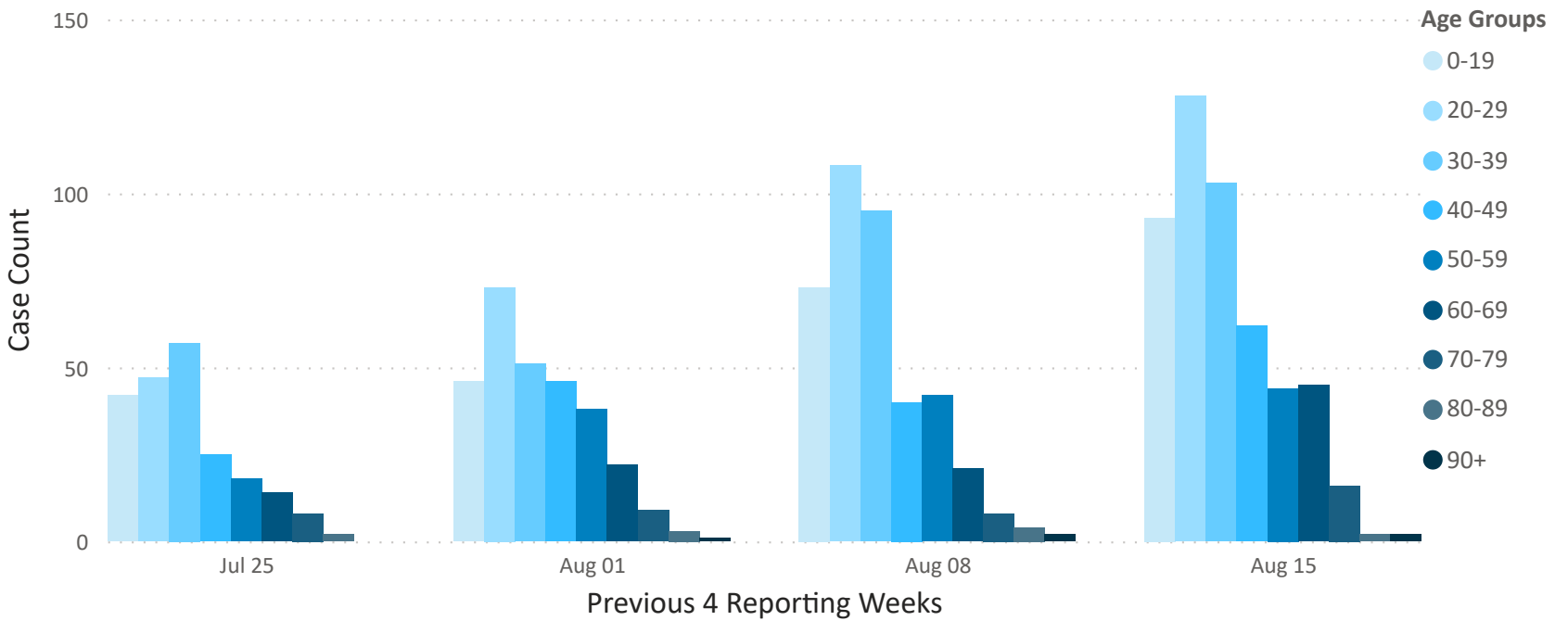
# COVID-19 WATCH

Weekly Coronavirus Disease (COVID-19) Surveillance Report  
Friday, August 27, 2021

## Figure 1. COVID-19 Cases in Cleveland by Week



## Figure 2. COVID-19 Cases in Cleveland by Age (July 25 - August 21)



**Cleveland Department of Public Health**  
75 Erievue Plaza, Floor 3  
Cleveland, Ohio 44114  
Office: 216-420-7743  
Fax: 216-664-6159

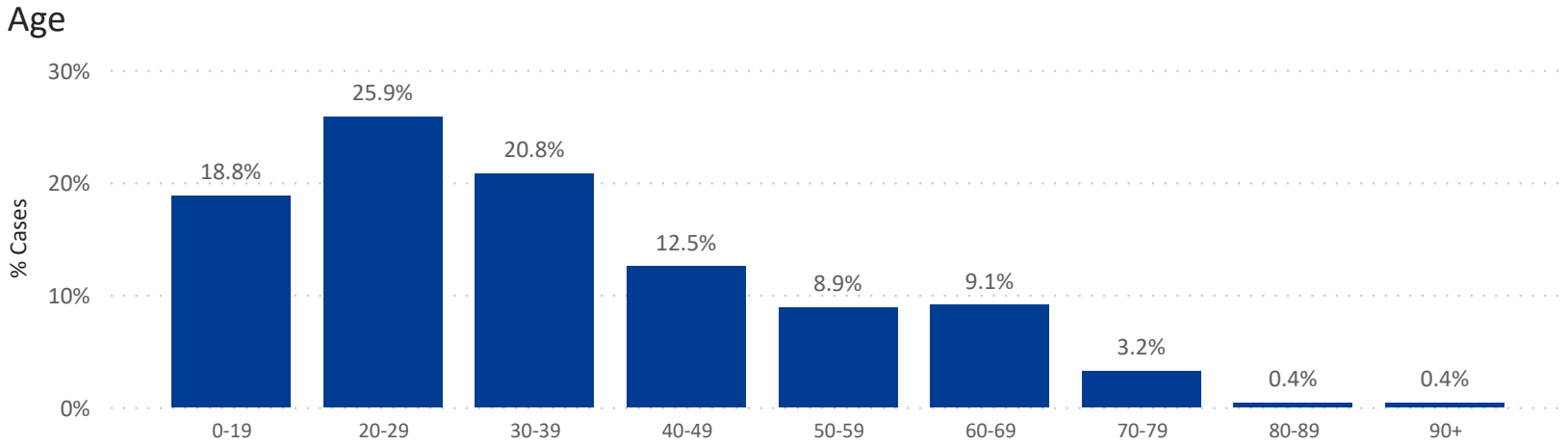
\* Cases here are reported by specimen collection dates for COVID-19 diagnostic tests. If the specimen collection date is unknown, the earliest known date associated with a case is used.  
\* Figure 1. does not include cases reported prior to February 15, 2020.



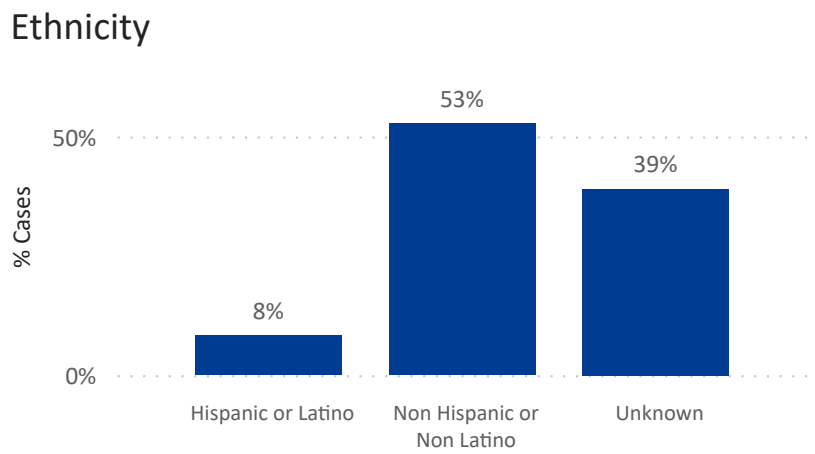
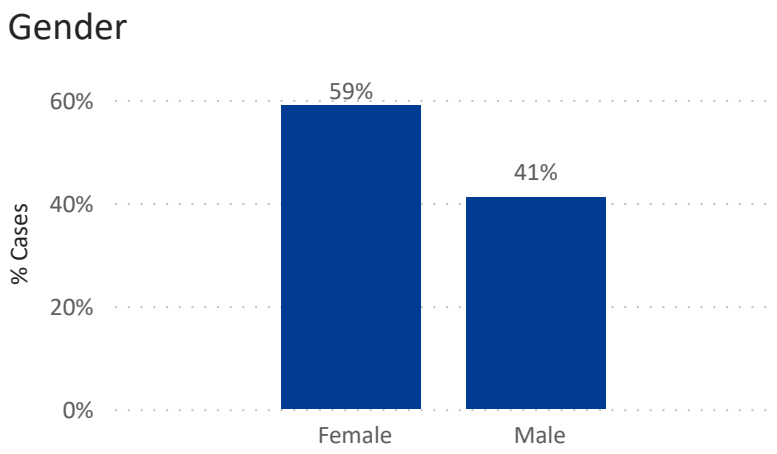
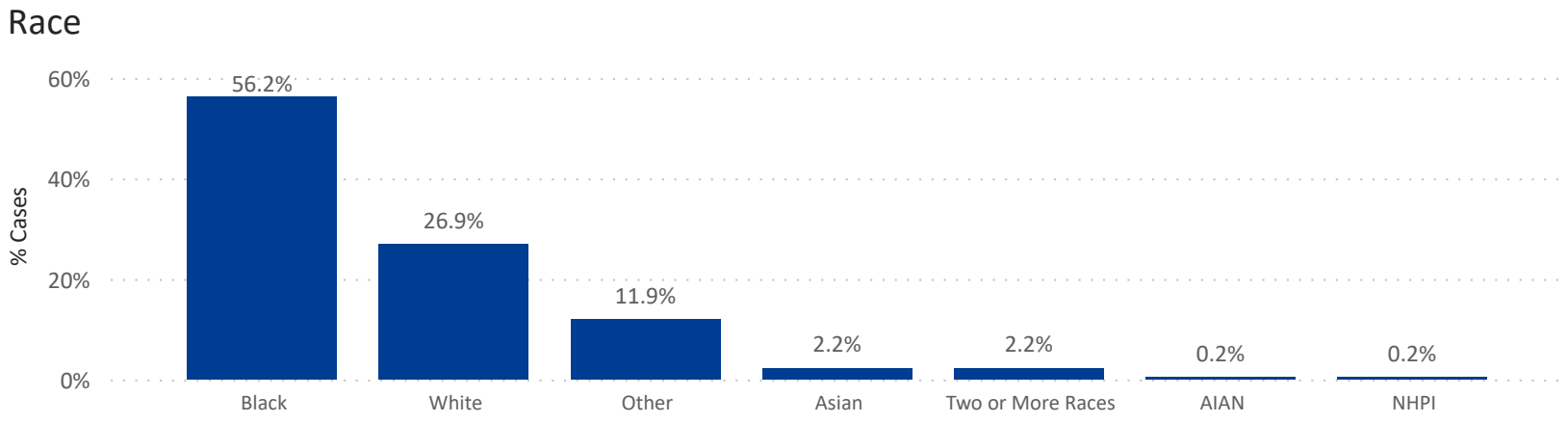
# COVID-19 WATCH

Weekly Coronavirus Disease (COVID-19) Surveillance Report  
Friday, August 27, 2021

## Figure 3. Weekly Case Demographics (N = 495)



<b>35.02</b> Average Age	<b>32</b> Median Age	<b>0</b> Minimum Age	<b>93</b> Maximum Age
-----------------------------	-------------------------	-------------------------	--------------------------



**Cleveland Department of Public Health**  
75 Erievue Plaza, Floor 3  
Cleveland, Ohio 44114  
Office: 216-420-7743  
Fax: 216-664-6159

\* **AIAN** = American Indian/Alaska Native  
\* **NHPI** = Native Hawaiian and other Pacific Islander.  
\* **Race** does not include 44 cases whose race unknown. **Gender** does not include 1 case whose gender is unknown.



# COVID-19 WATCH

Weekly Coronavirus Disease (COVID-19) Surveillance Report  
Friday, August 27, 2021

## Summary of Vaccinations Administered to Cleveland Residents

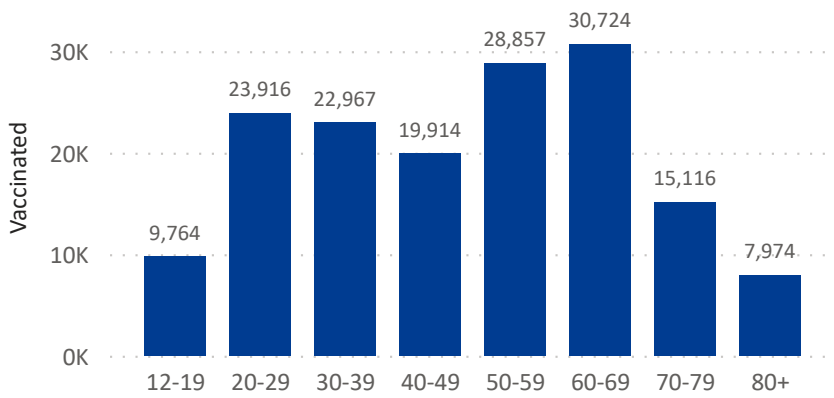
MEASURE	CLEVELAND RESIDENTS
Completed	142,033
Started*	17,182
Total**	159,232

**37.3%**  
Of Cleveland residents are fully vaccinated

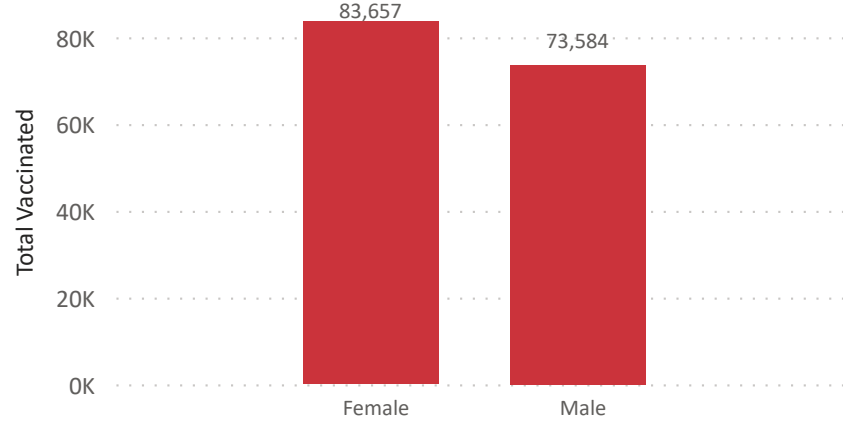
**32,675**  
Individuals have been vaccinated by CDPH

## Demographics of Cleveland Residents Vaccinated (N = 159,232)

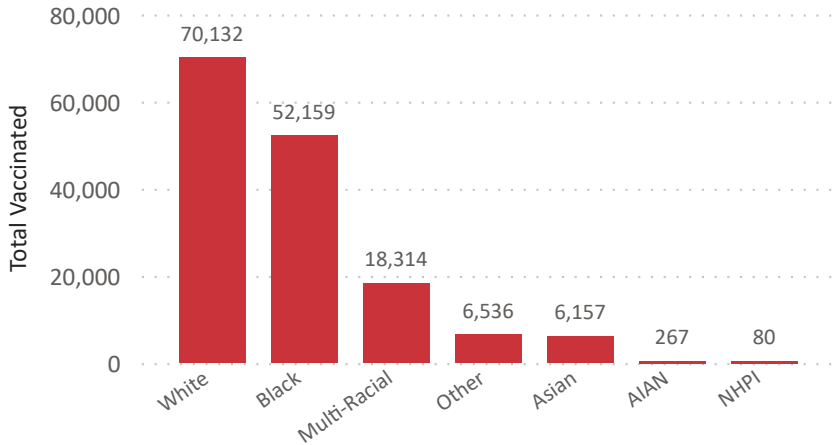
Age



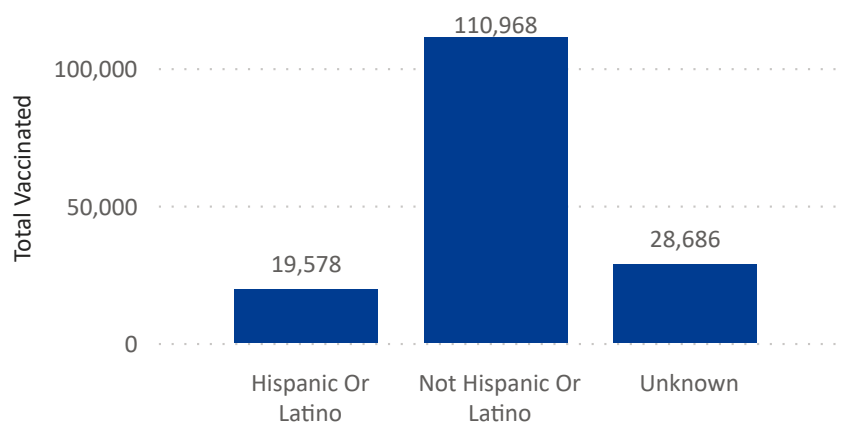
Gender



Race



Ethnicity



**Cleveland Department of Public Health**  
75 Erievue Plaza, Floor 3  
Cleveland, Ohio 44114  
Office: 216-420-7743  
Fax: 216-664-6159

Vaccination data are preliminary and reported as of August 24, 2021. Summaries for individuals and demographics are shown as available and may not include all individuals vaccinated at the time of reporting. Data presented this reporting week are subject to change. Unknown data is not shown for age, gender or race.  
**AIAN** = American Indian or Alaska Native, **NHPI** = Native Hawaiian or Pacific Islander  
\* **Started** vaccinations include those who have received the initial dose of a SARS-CoV-2 vaccination series.  
\*\* 17 Cleveland residents received an unspecified SARS-CoV-2 vaccine; these individuals' vaccination statuses are unknown.