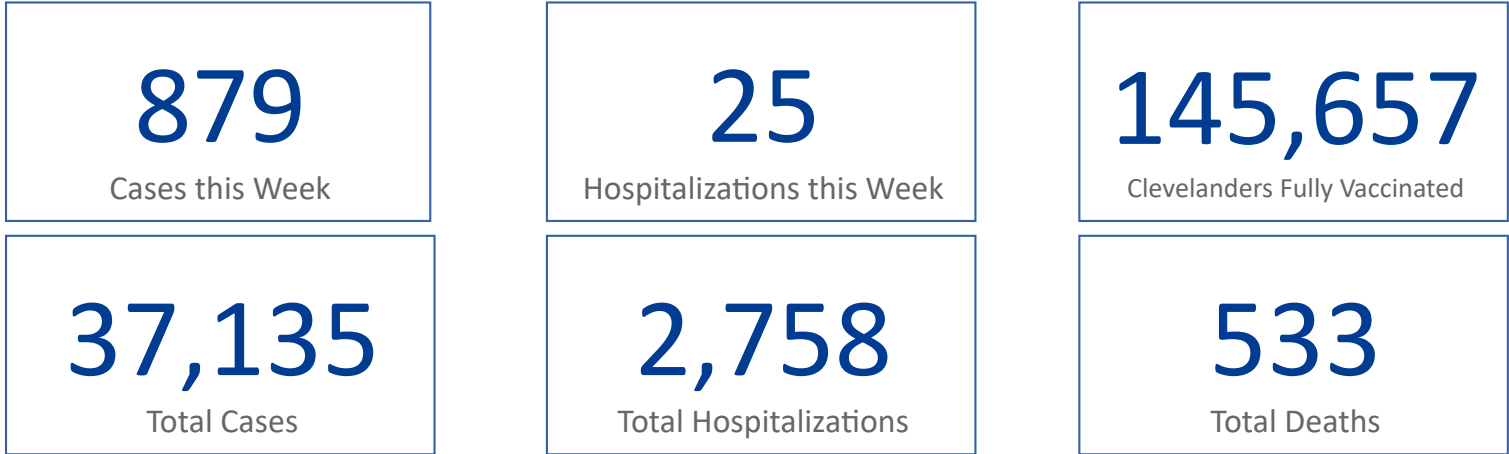
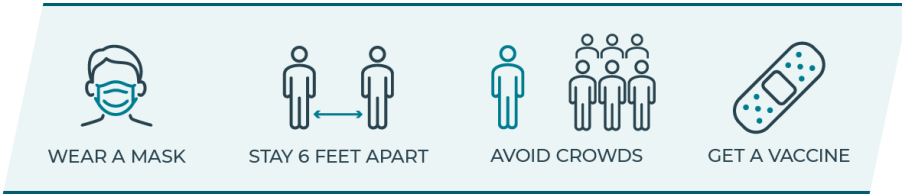




# COVID-19 Watch

Weekly Coronavirus Disease (COVID-19) Surveillance Report  
Friday, September 10, 2021

## Cleveland COVID-19 Case Summary, August 29, 2021 – September 4, 2021



### What Matters Most

- Cleveland is experiencing a surge in new COVID-19 cases. The city had a 7-day incidence rate of 231 new cases per 100,000 residents this reporting week, up from 179 cases per 100,000 residents in the previous week. Universal masking in all public spaces regardless of vaccination status as part of a layered mitigation strategy is highly recommended.
- All age groups are experiencing a high level of community transmission. Children are being hit especially hard during this surge. This week, 28.2% of new cases were among individuals under 20 years old. The rate of vaccination among eligible children is low, increasing by only 1% from the previous reporting week. Only 21.9% of eligible children have received any vaccine dose.
- A total of 145,657 (38.2%) Cleveland residents have safely completed a vaccination series. This week, the number of Cleveland residents who completed their vaccination series increase by less than 1%. All eligible individuals should receive a vaccine, even if they consider themselves healthy or have already had COVID-19. Vaccines are the most important tool available to protect loved ones and end the pandemic.
- 655 positive variant cases have been identified among Cleveland residents, including four types of variants (396 cases of Alpha, 153 cases of Delta, 10 cases of Epsilon, and 95 cases of Gamma, and 1 case of a co-infection of Delta and Gamma). Not all positive COVID-19 specimens are genomically sequenced so the prevalence of these variants is likely greater than counts reported here. All new variant cases reported this week were a result of the Delta variant. The number of confirmed cases of the Delta variant increased by 32% from the previous reporting week.

**If you have questions concerning the information in this report, e-mail us at [covidreport@clevelandohio.gov](mailto:covidreport@clevelandohio.gov)**

**Cleveland Department of Public Health**  
75 Erievue Plaza, Floor 3  
Cleveland, Ohio 44114  
Office: 216-420-7743  
Fax: 216-664-6159

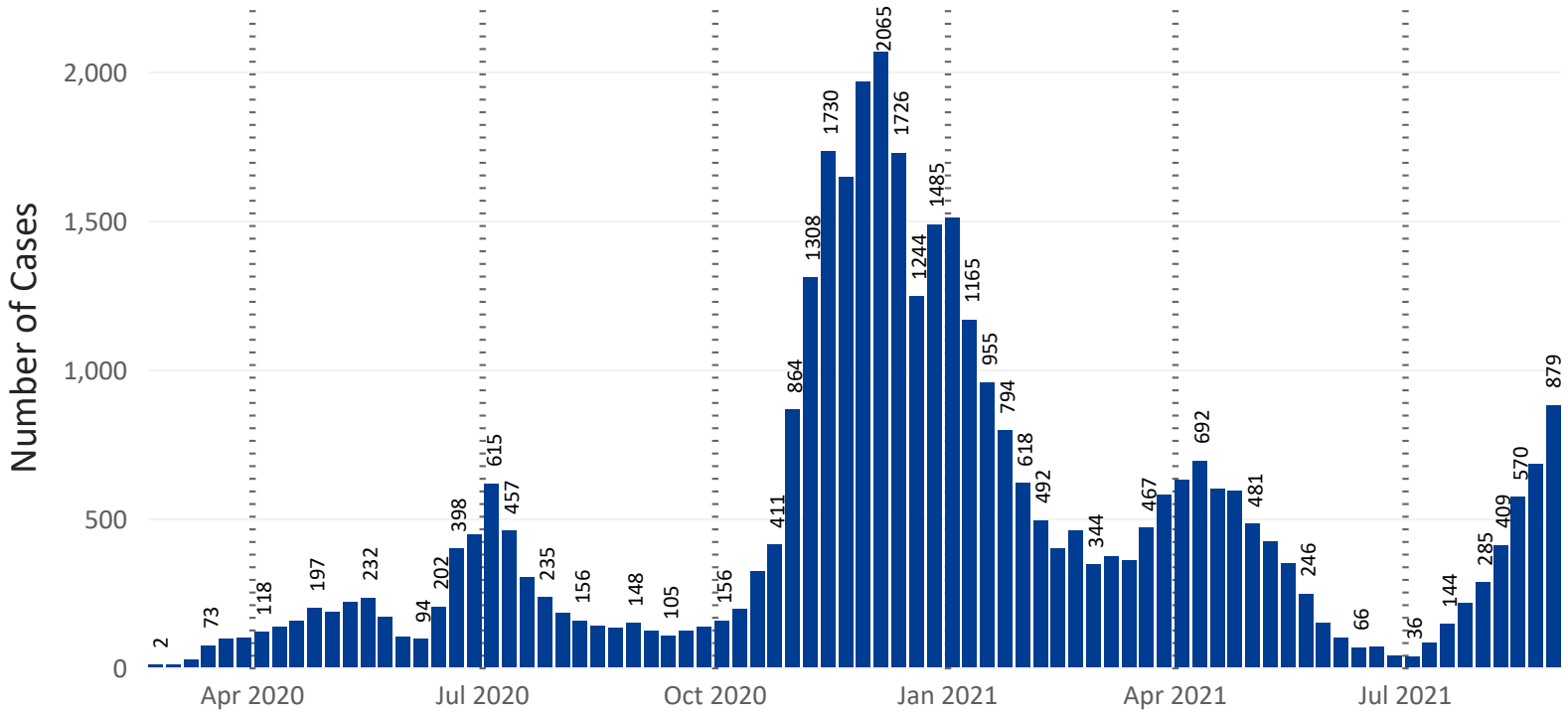
\* This report includes preliminary data obtained on September 7, 2021 for Cleveland City ranging from the beginning of the pandemic through September 4, 2021. Data are subject to change over time. Cases and hospitalizations on the current reporting week may increase in subsequent reporting weeks as data become available. COVID-19-related deaths may take weeks to confirm.  
\* Cases include confirmed and probable COVID-19 cases. Variant cases are identified by the Ohio Department of Health through genomic sequencing of a random sampling of confirmed COVID-19-positive specimens.  
\* Vaccination summaries include vaccines administered to Cleveland residents by any supplier.



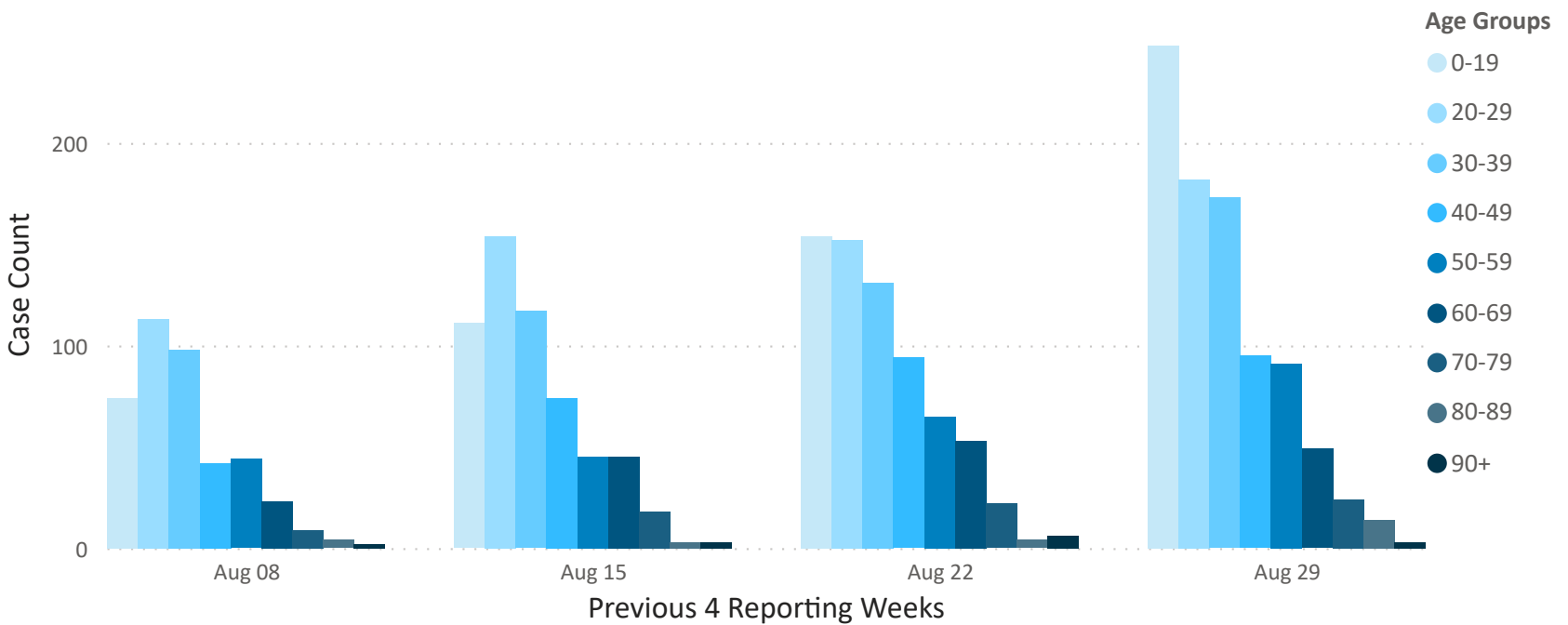
# COVID-19 WATCH

Weekly Coronavirus Disease (COVID-19) Surveillance Report  
Friday, September 10, 2021

## Figure 1. COVID-19 Cases in Cleveland by Week



## Figure 2. COVID-19 Cases in Cleveland by Age (August 8 - September 4)



**Cleveland Department of Public Health**  
75 Erievue Plaza, Floor 3  
Cleveland, Ohio 44114  
Office: 216-420-7743  
Fax: 216-664-6159

\* Cases here are reported by specimen collection dates for COVID-19 diagnostic tests. If the specimen collection date is unknown, the earliest known date associated with a case is used.  
\* Figure 1. does not include cases reported prior to February 15, 2020.

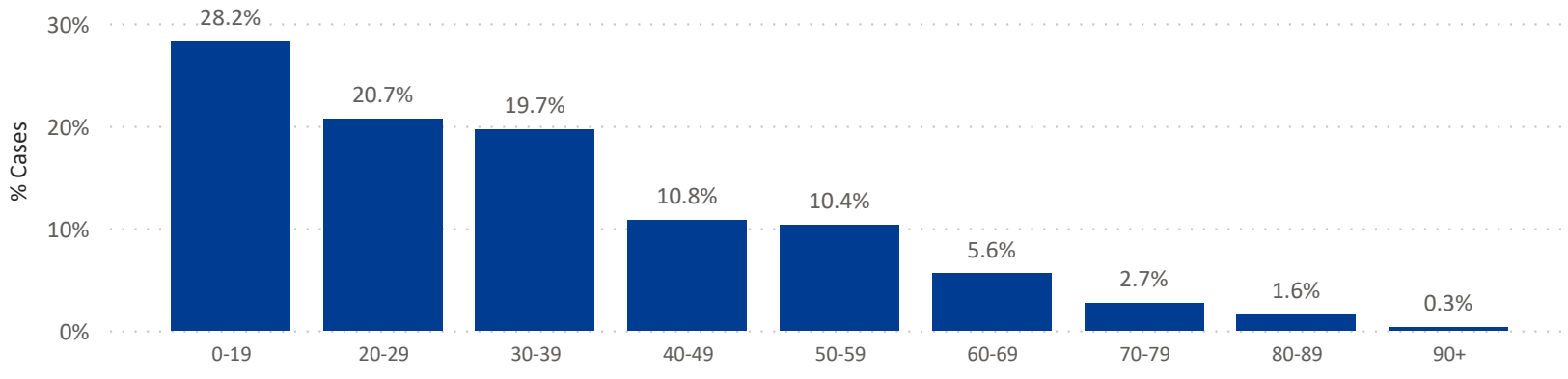


# COVID-19 WATCH

Weekly Coronavirus Disease (COVID-19) Surveillance Report  
Friday, September 10, 2021

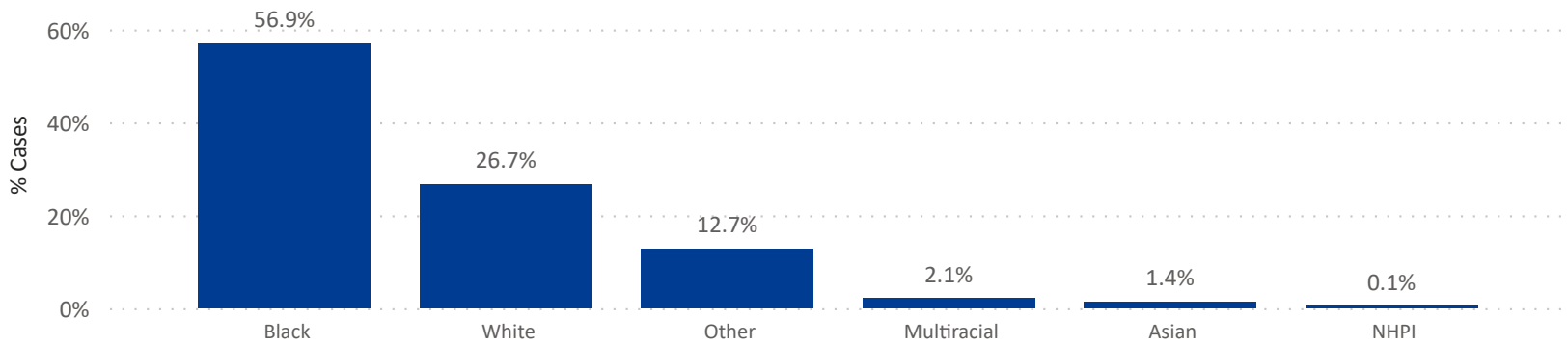
## Figure 3. Weekly Case Demographics (N = 879)

### Age

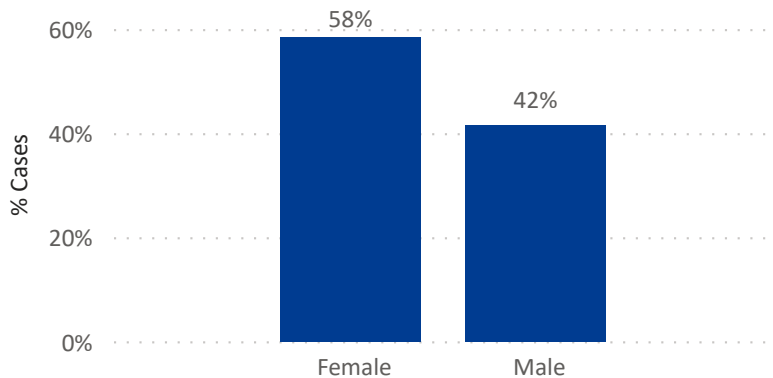


<b>32.52</b> Average Age	<b>30</b> Median Age	<b>0</b> Minimum Age	<b>95</b> Maximum Age
-----------------------------	-------------------------	-------------------------	--------------------------

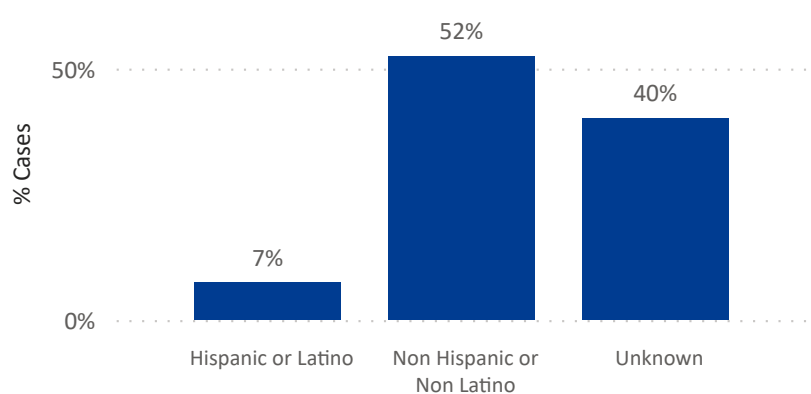
### Race



### Gender



### Ethnicity



**Cleveland Department of Public Health**  
75 Erievue Plaza, Floor 3  
Cleveland, Ohio 44114  
Office: 216-420-7743  
Fax: 216-664-6159

\* **AIAN** = American Indian/Alaska Native  
\* **NHPI** = Native Hawaiian and other Pacific Islander.  
\* **Race** does not include 164 cases whose race unknown.



# COVID-19 WATCH

Weekly Coronavirus Disease (COVID-19) Surveillance Report  
Friday, September 10, 2021

## Summary of Vaccinations Administered to Cleveland Residents

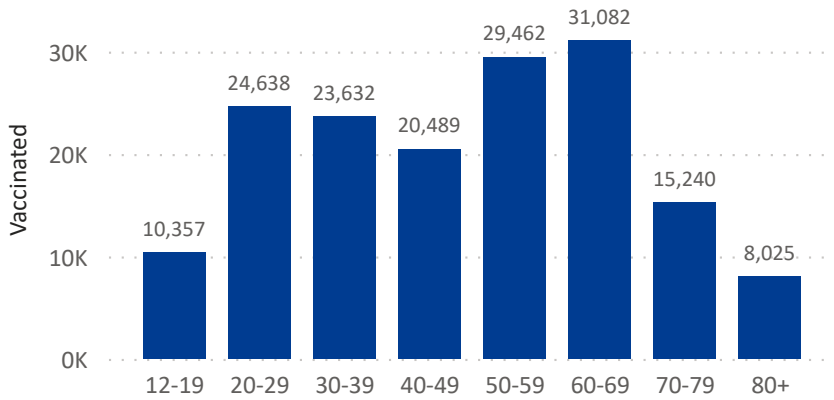
MEASURE	CLEVELAND RESIDENTS
Completed	145,657
Started*	17,251
Total**	162,925

**38.2%**  
of Cleveland Residents have been fully vaccinated

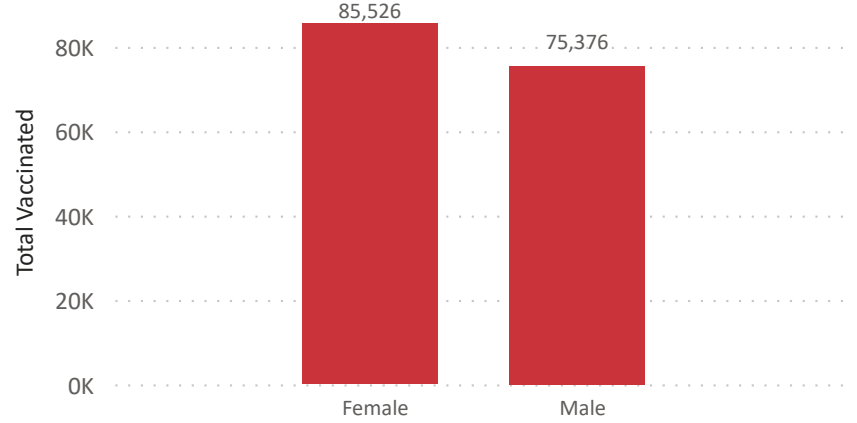
**32,821**  
Individuals have been vaccinated by CDPH

## Demographics of Cleveland Residents Vaccinated (N = 162,925)

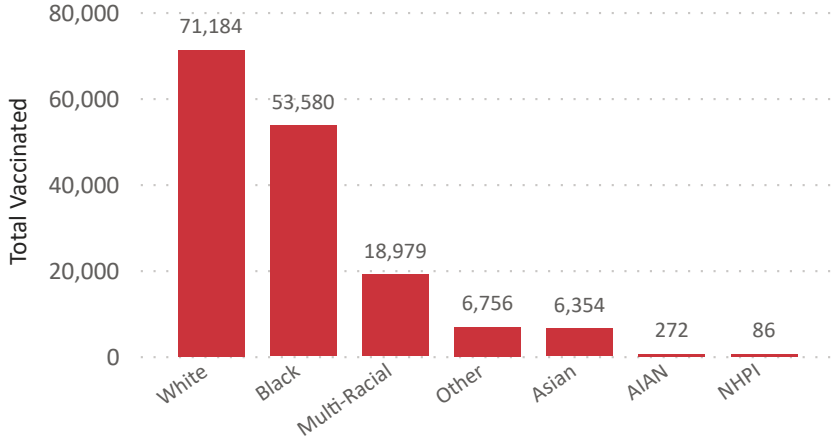
Age



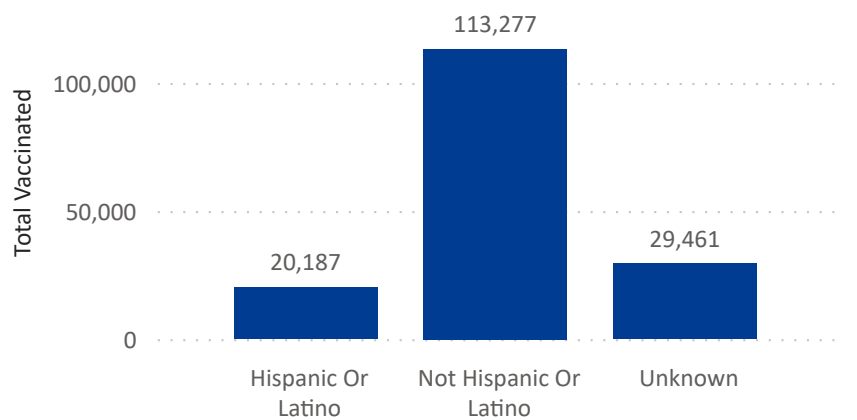
Gender



Race



Ethnicity



**Cleveland Department of Public Health**  
75 Erievue Plaza, Floor 3  
Cleveland, Ohio 44114  
Office: 216-420-7743  
Fax: 216-664-6159

Vaccination data are preliminary and reported as of August 31, 2021. Summaries for individuals and demographics are shown as available and may not include all individuals vaccinated at the time of reporting. Data presented this reporting week are subject to change. Unknown data is not shown for age, gender or race.

**AIAN** = American Indian or Alaska Native, **NHPI** = Native Hawaiian or Pacific Islander

\* **Started** vaccinations include those who have received the initial dose of a SARS-CoV-2 vaccination series.

\*\* 17 Cleveland residents received an unspecified SARS-CoV-2 vaccine; these individuals' vaccination statuses are unknown.