



**CITY OF CLEVELAND**  
Mayor Frank G. Jackson

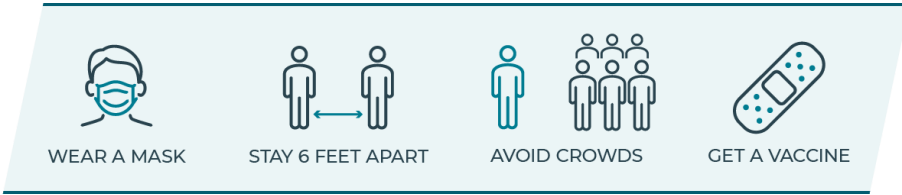


Cleveland Department of Public Health

# COVID-19 Watch

Weekly Coronavirus Disease (COVID-19) Surveillance Report  
Friday, Sep 17, 2021

## Cleveland COVID-19 Case Summary, September 5, 2021 – September 11, 2021



### What Matters Most

1. Cleveland is experiencing a surge in new COVID-19 cases. The city had a 7-day incidence rate of 245 new cases per 100,000 residents this reporting week, up from 233 cases per 100,000 residents in the previous week. This rate is similar to the incidence rate at the beginning of the surge in November 2020. Universal masking in all public spaces regardless of vaccination status as part of a layered mitigation strategy is highly recommended.
2. Children ages 19 and younger account for 30% of new cases and 18% of hospitalizations this week. The number of hospital admissions of this age group due to COVID has increased each week since the beginning of August. Children ages 12 and older are eligible to be vaccinated, yet only 22.5% of those aged 12-19 have received any dose of a vaccine.
3. A total of 147,435 (38.7%) Cleveland residents have completed a vaccination series. All eligible individuals should get vaccinated, even if they consider themselves healthy or have previously had COVID-19. Vaccines provide better protection than natural immunity alone. Unvaccinated individuals are vulnerable to severe illness, hospitalization, and death.
4. Delta is the predominant variant of the SARS-CoV-2 virus in the United States (CDC 2021) and in Cleveland. The Delta variant is more than 2 times as contagious as previous variants, and some data suggest the Delta variant may cause more severe illness than previous variants in unvaccinated people. Unvaccinated people are more likely to get infected, and therefore transmit the virus to others. Fully vaccinated people get COVID-19 less often than unvaccinated people (termed breakthrough infections). Fully vaccinated people with breakthrough infections caused by the Delta variant can spread the virus to others, but vaccinated people appear to spread the virus for a shorter time.

**If you have questions concerning the information in this report, e-mail us at [covidreport@clevelandohio.gov](mailto:covidreport@clevelandohio.gov)**

**Cleveland Department of Public Health**  
75 Erievue Plaza, Floor 3  
Cleveland, Ohio 44114  
Office: 216-420-7743  
Fax: 216-664-6159

\* This report includes preliminary data obtained on September 14, 2021 for Cleveland City ranging from the beginning of the pandemic through September 11, 2021. Data are subject to change over time. Cases and hospitalizations on the current reporting week may increase in subsequent weeks as data become available. COVID-19-related deaths may take weeks to confirm.

\* Cases include confirmed and probable COVID-19 cases. Variant cases are identified by the Ohio Department of Health through genomic sequencing of a random sampling of confirmed COVID-19-positive specimens.

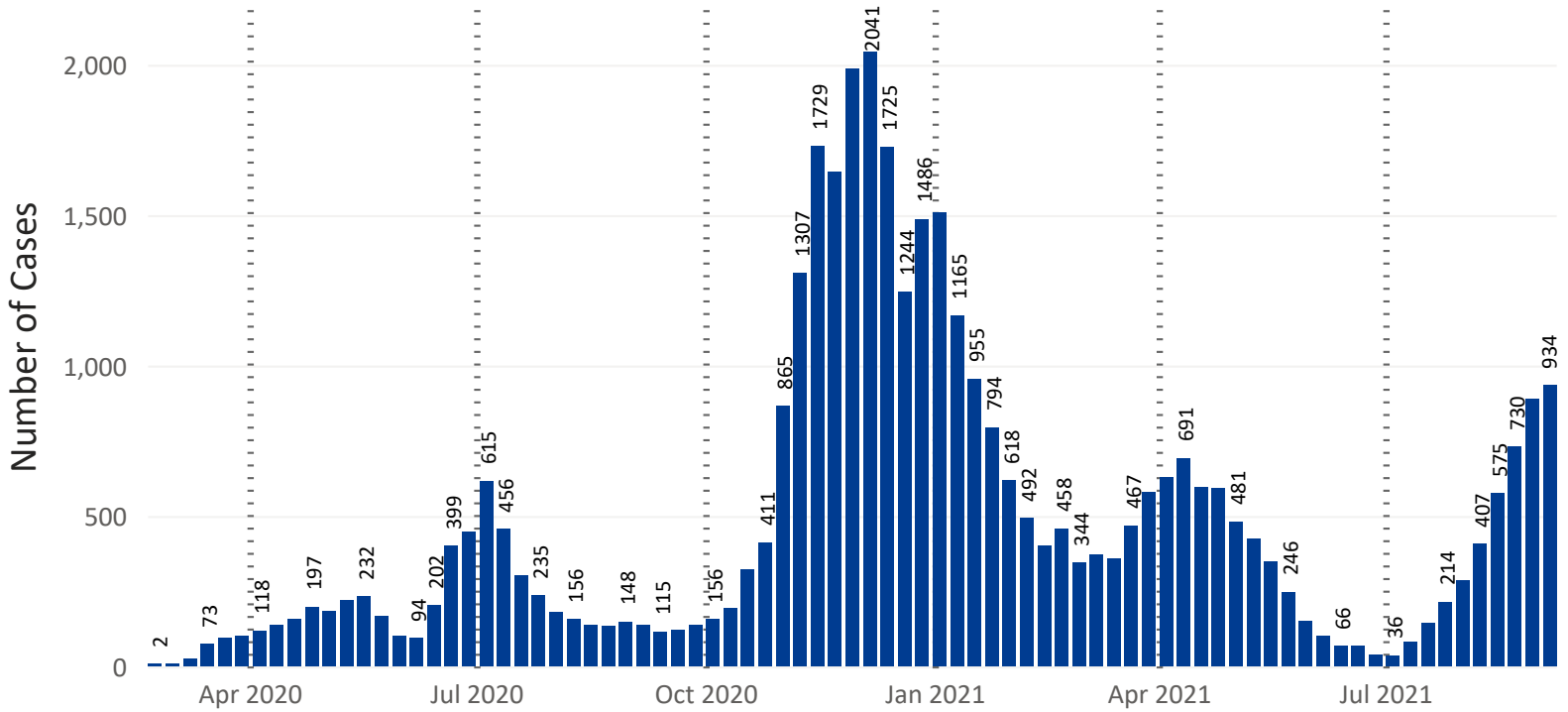
\* Vaccination summaries include vaccines administered to Cleveland residents by any supplier.



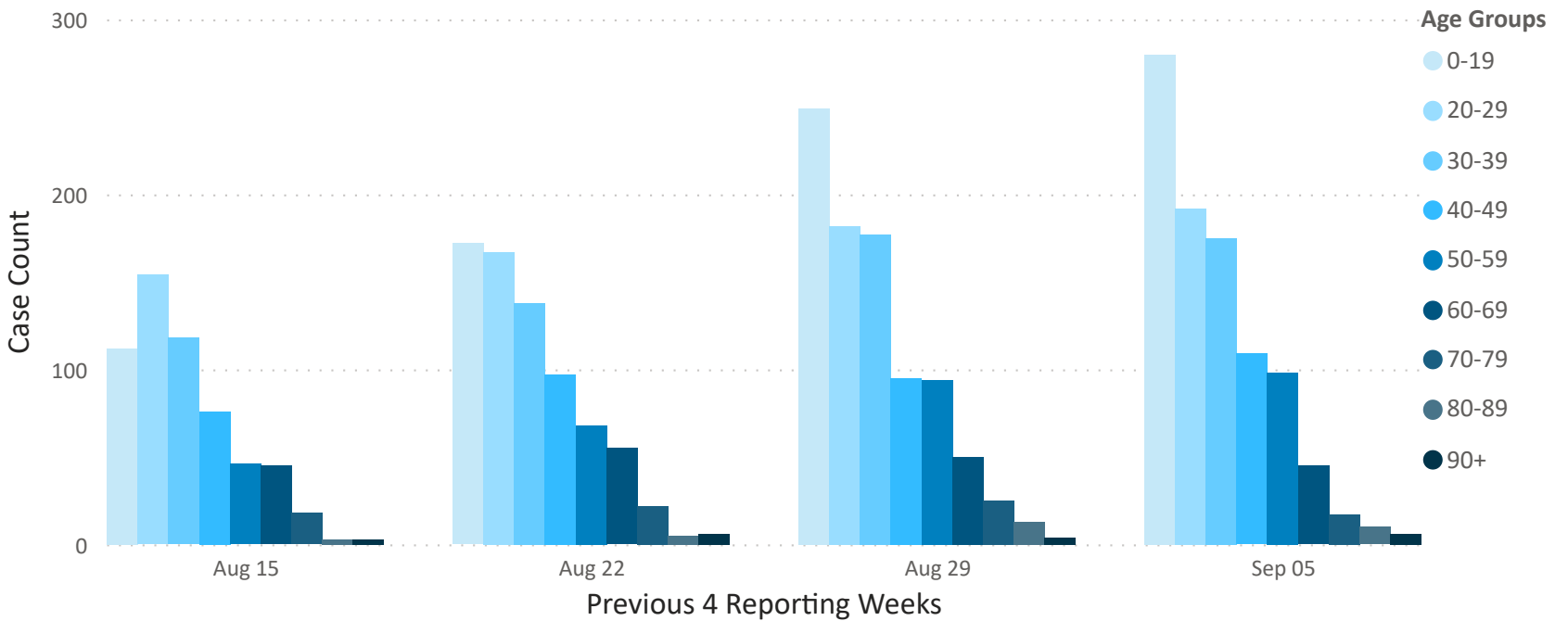
# COVID-19 WATCH

Weekly Coronavirus Disease (COVID-19) Surveillance Report  
Friday, Sep 17, 2021

## Figure 1. COVID-19 Cases in Cleveland by Week



## Figure 2. COVID-19 Cases in Cleveland by Age (August 15 - September 11)



**Cleveland Department of Public Health**  
75 Erievue Plaza, Floor 3  
Cleveland, Ohio 44114  
Office: 216-420-7743  
Fax: 216-664-6159

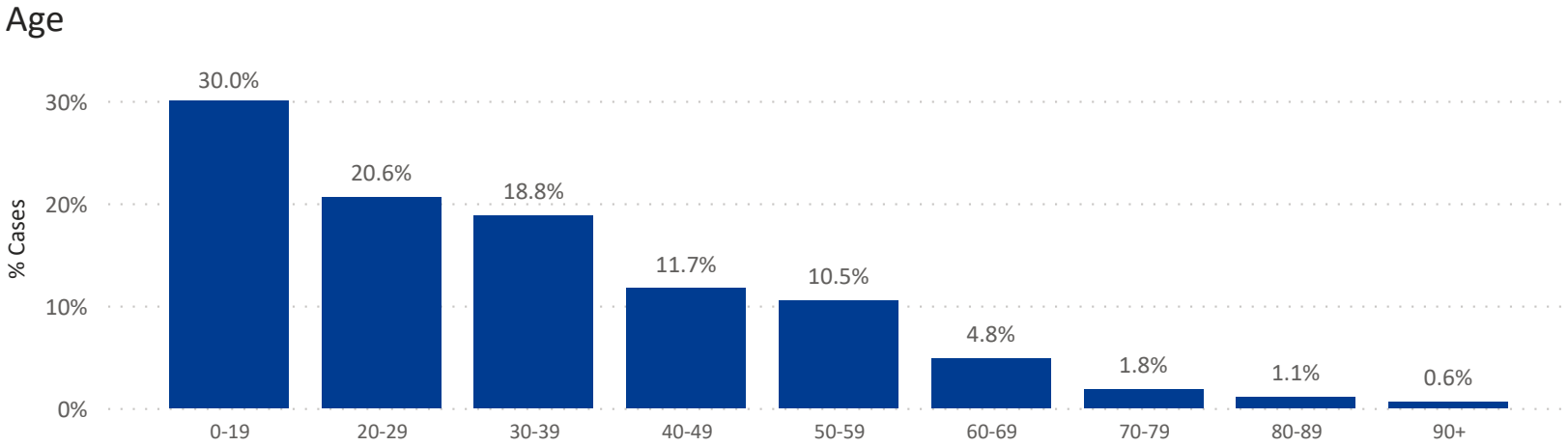
\* Cases here are reported by specimen collection dates for COVID-19 diagnostic tests. If the specimen collection date is unknown, the earliest known date associated with a case is used.  
\* Figure 1. does not include cases reported prior to February 15, 2020.



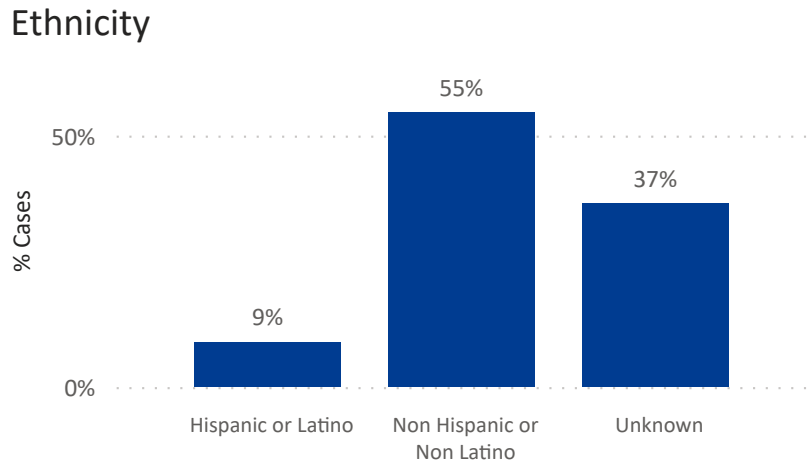
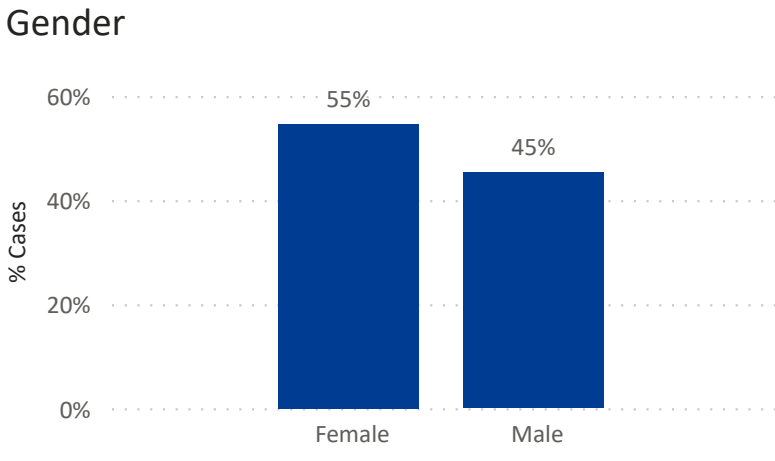
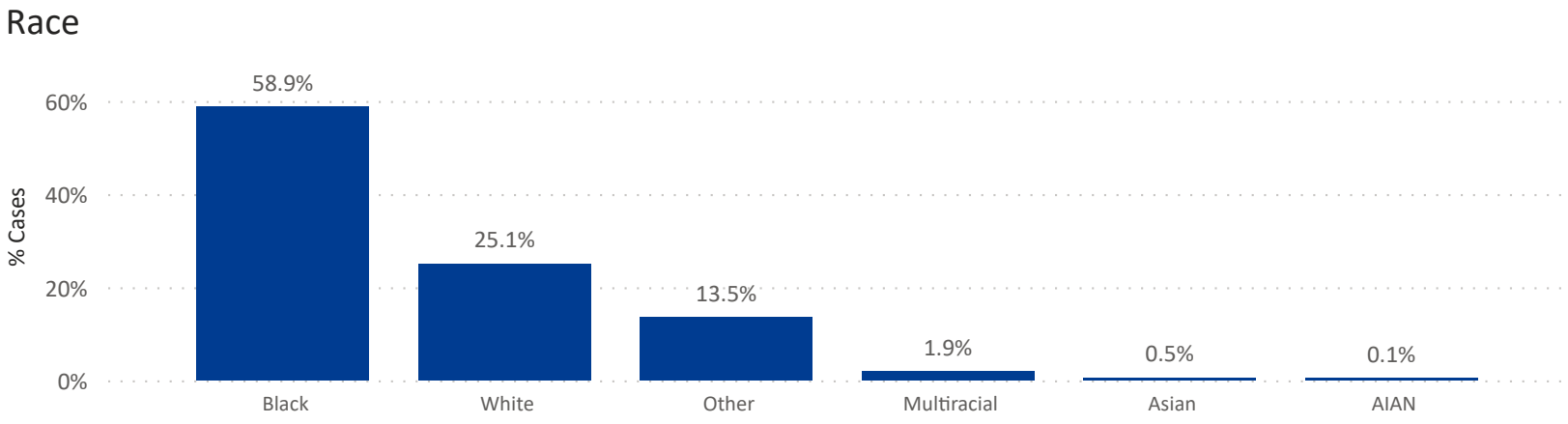
# COVID-19 WATCH

Weekly Coronavirus Disease (COVID-19) Surveillance Report  
Friday, Sep 17, 2021

## Figure 3. Weekly Case Demographics (N = 934)



<b>31.80</b> Average Age	<b>29</b> Median Age	<b>0</b> Minimum Age	<b>98</b> Maximum Age
-----------------------------	-------------------------	-------------------------	--------------------------



**Cleveland Department of Public Health**  
75 Erievue Plaza, Floor 3  
Cleveland, Ohio 44114  
Office: 216-420-7743  
Fax: 216-664-6159

\* **AIAN** = American Indian/Alaska Native  
\* **NHPI** = Native Hawaiian and other Pacific Islander.  
\* **Age** does not include 2 cases whose age is unknown. **Race** does not include 144 cases whose race unknown. **Gender** does not include 3 cases whose gender is unknown.



# COVID-19 WATCH

Weekly Coronavirus Disease (COVID-19) Surveillance Report  
Friday, Sep 17, 2021

## Summary of Vaccinations Administered to Cleveland Residents

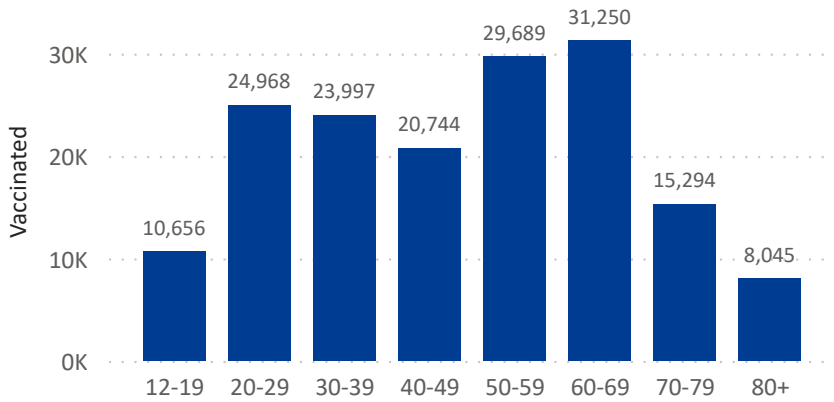
MEASURE	CLEVELAND RESIDENTS
Completed	147,435
Started*	17,191
Sum**	164,643

**38.7%**  
of Cleveland Residents have been fully vaccinated

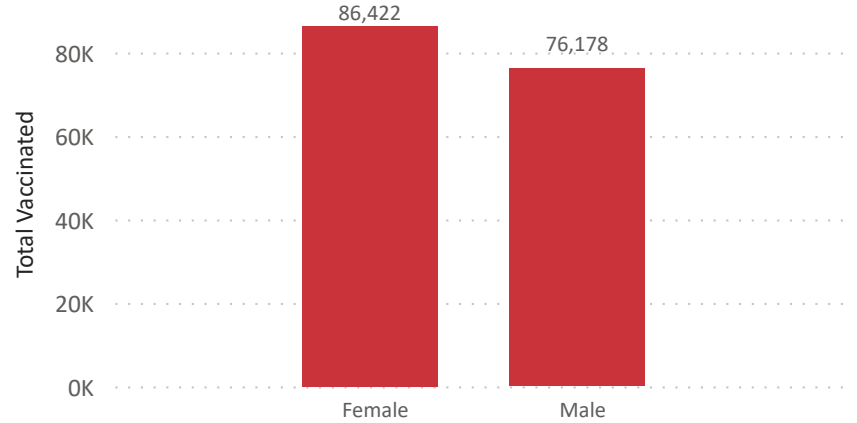
**32,983**  
Individuals have been vaccinated by CDPH

## Demographics of Cleveland Residents Vaccinated (N = 164,643)

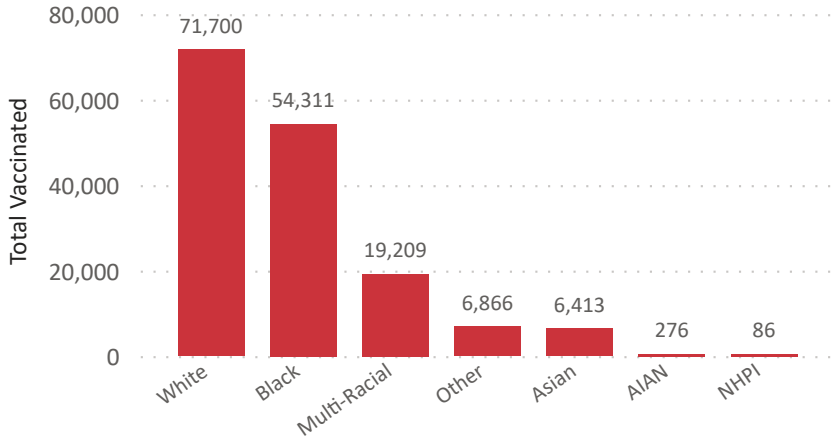
Age



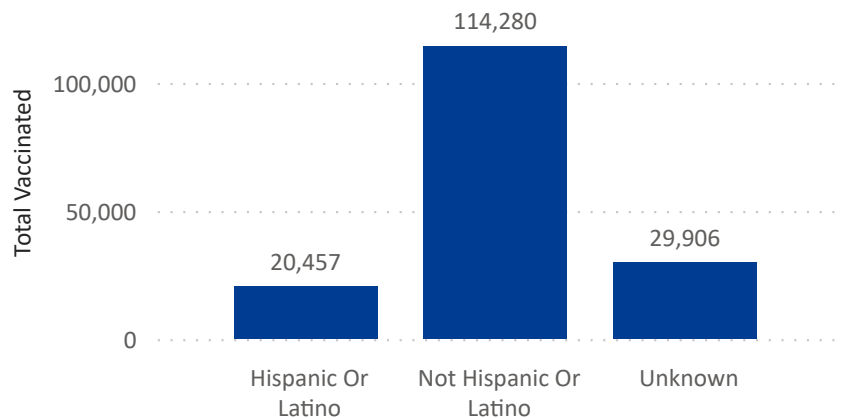
Gender



Race



Ethnicity



**Cleveland Department of Public Health**  
75 Erievue Plaza, Floor 3  
Cleveland, Ohio 44114  
Office: 216-420-7743  
Fax: 216-664-6159

Vaccination data are preliminary and reported as of September 14, 2021. Summaries for individuals and demographics are shown as available and may not include all individuals vaccinated at the time of reporting. Data presented this reporting week are subject to change. Unknown data is not shown for age, gender or race.  
**AIAN** = American Indian or Alaska Native, **NHPI** = Native Hawaiian or Pacific Islander  
\* **Started** vaccinations include those who have received the initial dose of a SARS-CoV-2 vaccination series.  
\*\* 17 Cleveland residents received an unspecified SARS-CoV-2 vaccine; these individuals' vaccination statuses are unknown.