



COVID-19 Watch

Weekly Coronavirus Disease (COVID-19) Surveillance Report
Friday, October 8, 2021

Cleveland COVID-19 Case Summary, September 26, 2021 – October 2, 2021



What Matters Most

- Cleveland saw a decrease in the number of new cases this week for the second week in a row. The city had a 7-day incidence rate of 220 new cases per 100,000 residents this reporting week, down from 259 cases per 100,000 residents in the previous week. It is important to maintain all mitigation measures, including universal masking in public, to further decrease the number of new cases.
- The decreased incidence rate across the city is largely due to fewer new cases among residents under 30 than has been seen in previous weeks. Despite the decrease, this age group still accounts for 61.5% of new cases this week. Incidence rates among residents 50 and older has seen a slight increase despite higher vaccination rates.
- A total of 152,097 (39.9%) Cleveland residents have completed a vaccination series. All eligible individuals should get vaccinated, even if they consider themselves healthy or previously had COVID-19. Vaccines provide better protection than natural immunity alone. Unvaccinated individuals are vulnerable to severe illness, hospitalization, and death. To maintain a high level of protection, the CDC now recommends booster shots for certain people who were initially vaccinated with the Pfizer-BioNTech vaccine. Those eligible for boosters include individuals 65 years and older and individuals 18 years and older who either live or work in a high risk setting, or who have certain underlying medical conditions. Please visit [cdc.gov](https://www.cdc.gov) to see if you are eligible for a booster shot.
- Delta is currently the only variant of concern in the US. Vaccine breakthrough infections are expected, but only happen in a small proportion of fully vaccinated individuals. Vaccines are effective at preventing most infections. Breakthrough infections caused by the Delta variant can spread the virus to others, but vaccinated people appear to be infectious for a shorter time.

If you have questions concerning the information in this report, e-mail us at covidreport@clevelandohio.gov

Cleveland Department of Public Health
75 Erievue Plaza, Floor 3
Cleveland, Ohio 44114
Office: 216-420-7743
Fax: 216-664-6159

* This report includes preliminary data obtained on October 5, 2021 for Cleveland City ranging from the beginning of the pandemic through October 2, 2021. Data are subject to change over time. Cases and hospitalizations on the current reporting week may increase in subsequent weeks as data become available. COVID-19-related deaths may take weeks to confirm.
* Cases include confirmed and probable COVID-19 cases. Variant cases are identified by the Ohio Department of Health through genomic sequencing of a random sampling of confirmed COVID-19-positive specimens.
* Vaccination summaries include vaccines administered to Cleveland residents by any supplier.



COVID-19 WATCH

Weekly Coronavirus Disease (COVID-19) Surveillance Report
Friday, October 8, 2021

Figure 1. COVID-19 Cases in Cleveland by Week

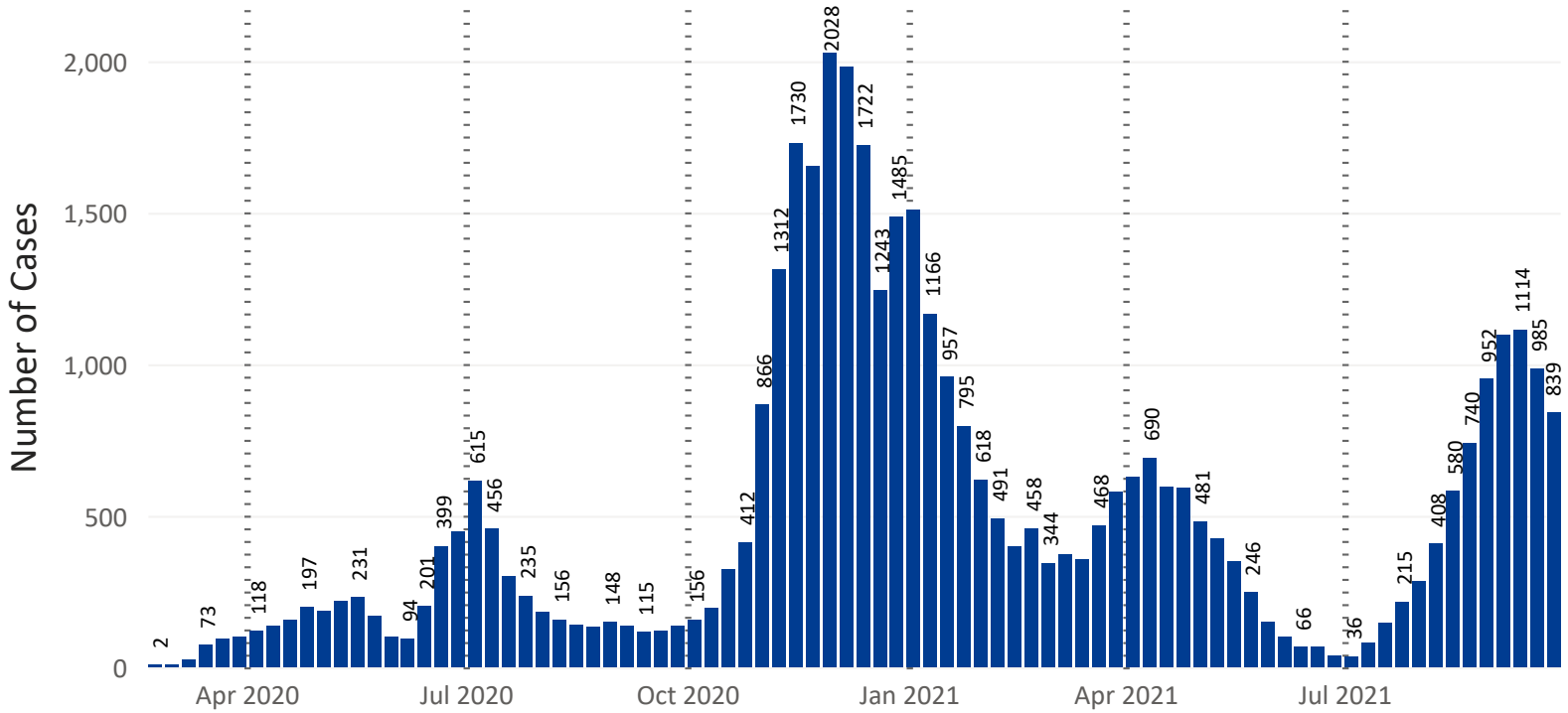
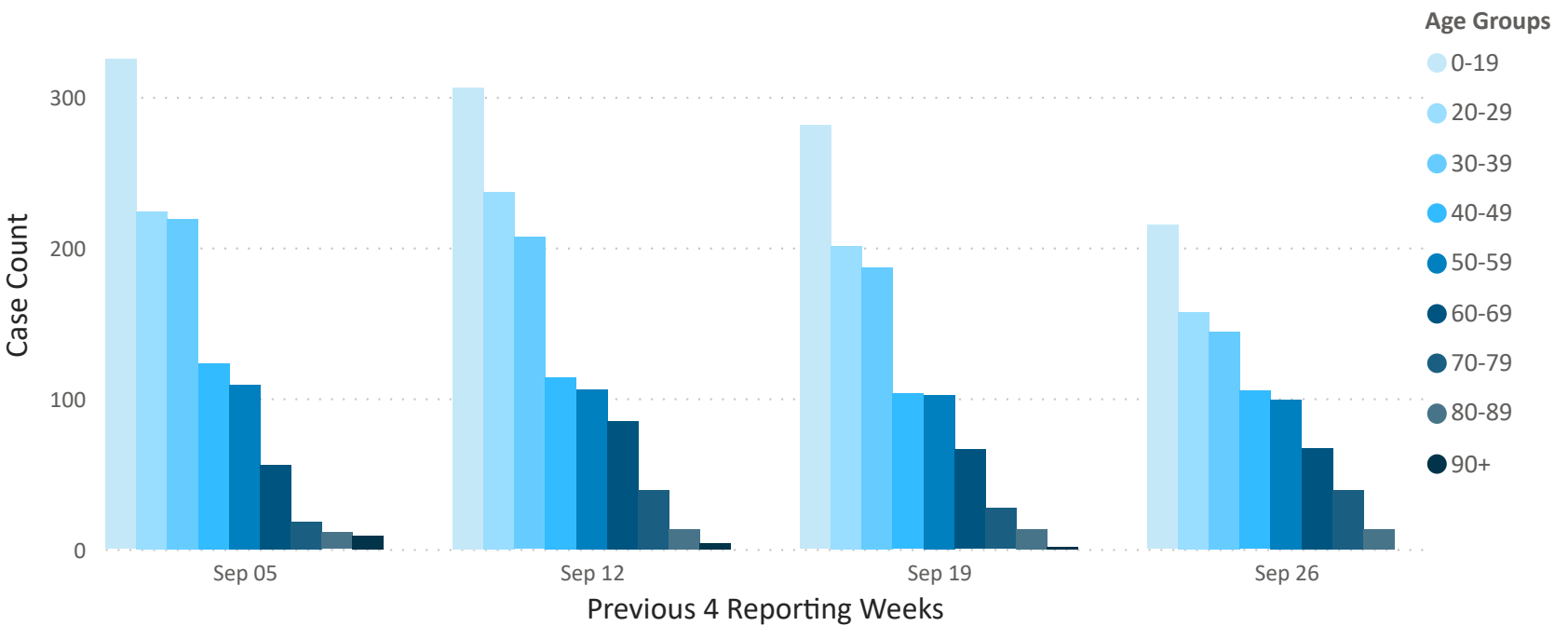


Figure 2. COVID-19 Cases in Cleveland by Age (September 5 - October 2)



Cleveland Department of Public Health
75 Erievue Plaza, Floor 3
Cleveland, Ohio 44114
Office: 216-420-7743
Fax: 216-664-6159

* Cases here are reported by specimen collection dates for COVID-19 diagnostic tests. If the specimen collection date is unknown, the earliest known date associated with a case is used.
* Figure 1. does not include cases reported prior to February 15, 2020.

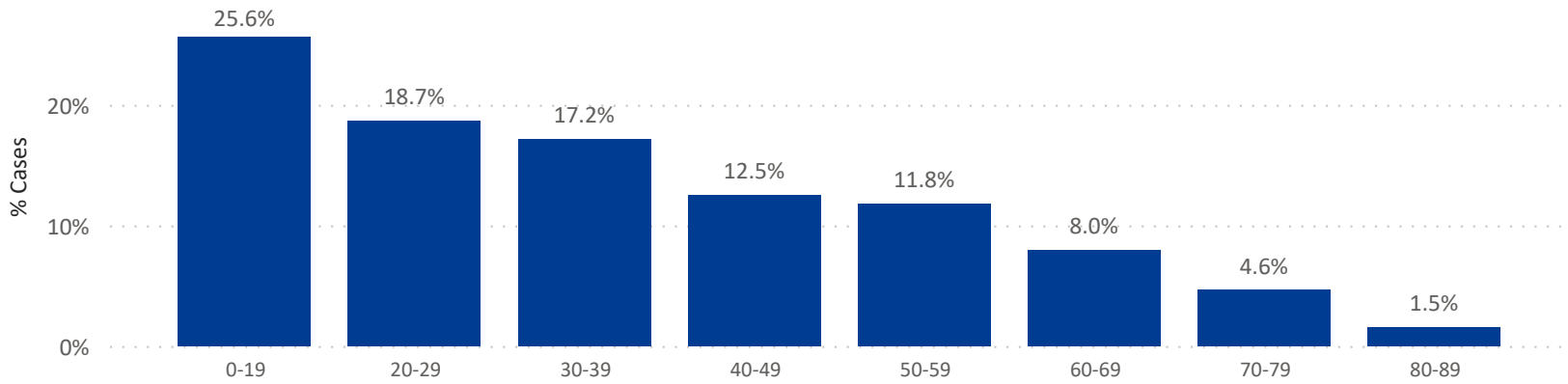


COVID-19 WATCH

Weekly Coronavirus Disease (COVID-19) Surveillance Report
Friday, October 8, 2021

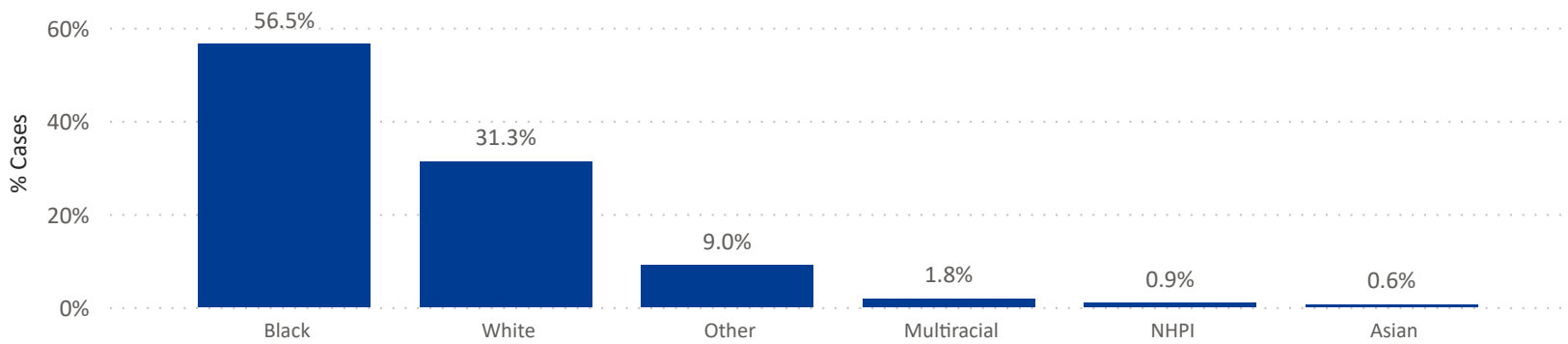
Figure 3. Weekly Case Demographics (N = 839)

Age

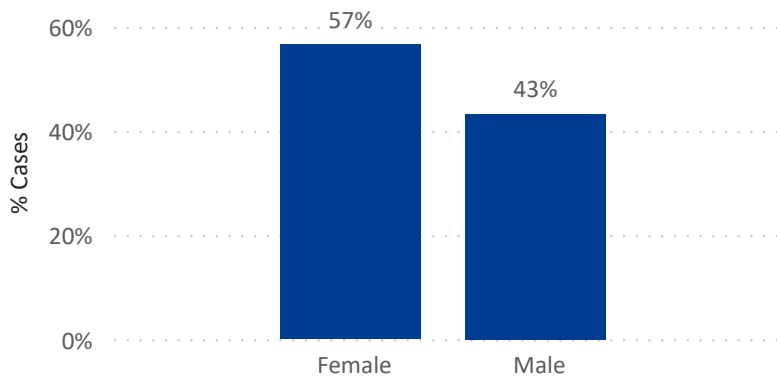


35.08 Average Age	32 Median Age	0 Minimum Age	89 Maximum Age
-----------------------------	-------------------------	-------------------------	--------------------------

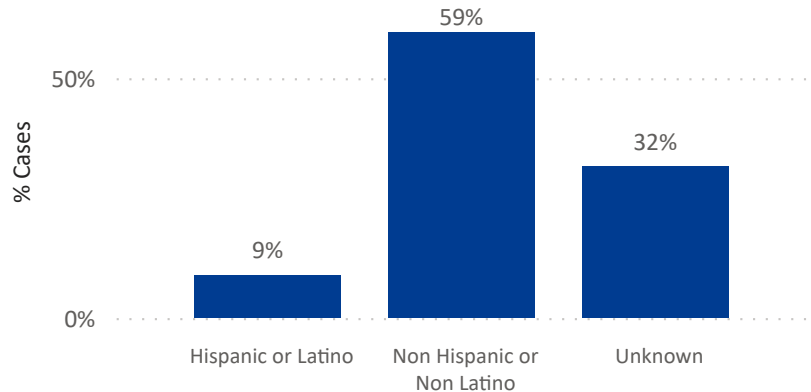
Race



Gender



Ethnicity



Cleveland Department of Public Health
75 Erievue Plaza, Floor 3
Cleveland, Ohio 44114
Office: 216-420-7743
Fax: 216-664-6159

* **AIAN** = American Indian/Alaska Native
* **NHPI** = Native Hawaiian and other Pacific Islander.
* **Race** does not include 136 cases whose race unknown. **Gender** does not include 4 cases whose gender is unknown.



COVID-19 WATCH

Weekly Coronavirus Disease (COVID-19) Surveillance Report
Friday, October 8, 2021

Summary of Vaccinations Administered to Cleveland Residents

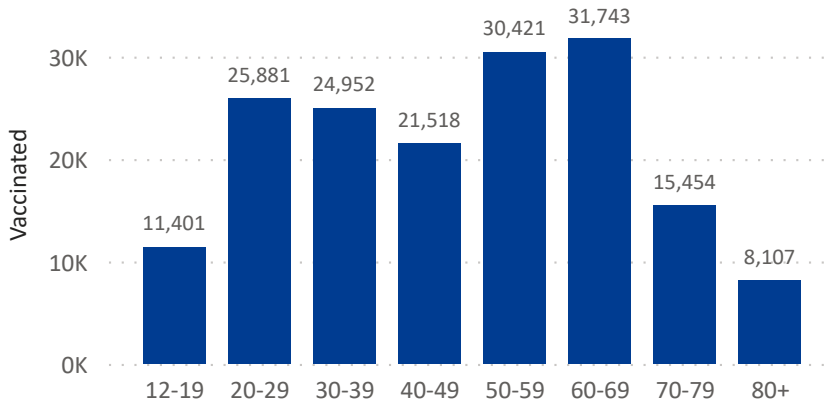
MEASURE	CLEVELAND RESIDENTS
Completed	152,097
Started*	17,364
Total***	169,477

39.9%
of Cleveland Residents have been fully vaccinated

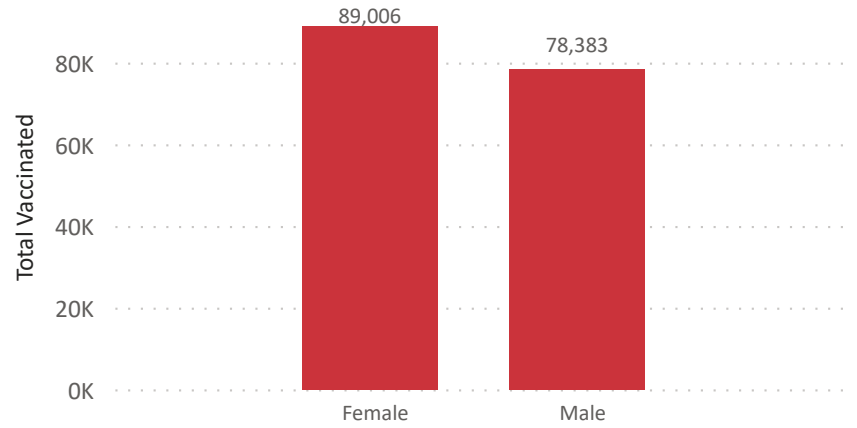
33,534
Individuals have been vaccinated by CDPH

Demographics of Cleveland Residents Vaccinated (N = 169,477)

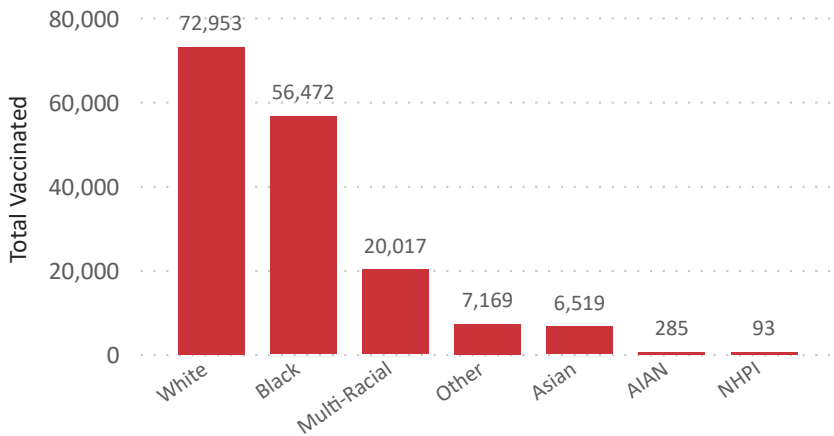
Age



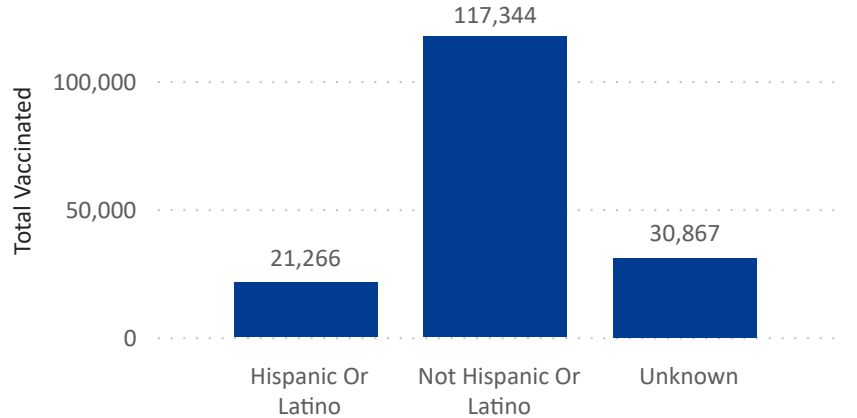
Gender



Race



Ethnicity



Cleveland Department of Public Health
75 Erievue Plaza, Floor 3
Cleveland, Ohio 44114
Office: 216-420-7743
Fax: 216-664-6159

Vaccination data are preliminary and reported as of October 5, 2021. Summaries for individuals and demographics are shown as available and may not include all individuals vaccinated at the time of reporting. Data presented this reporting week are subject to change. Unknown data is not shown for age, gender or race.

AIAN = American Indian or Alaska Native, **NHPI** = Native Hawaiian or Pacific Islander

* **Started** vaccinations include those who have received the initial dose of a SARS-CoV-2 vaccination series.

** 16 Cleveland residents received an unspecified SARS-CoV-2 vaccine; these individuals' vaccination statuses are unknown.