



COVID-19 Watch

Weekly Coronavirus Disease (COVID-19) Surveillance Report
Friday, November 5, 2021

Cleveland COVID-19 Case Summary, October 24, 2021 – October 30, 2021



558

Cases this Week

31

Hospitalizations this Week

157,267

Clevelanders Fully Vaccinated

44,544

Total Cases

3,243

Total Hospitalizations

565

Total Deaths

What Matters Most

1. Cleveland continues to experience a decrease in the number of new cases per week. During this reporting week, there were 146 new cases per 100,000 residents compared to 189 new cases per 100,000 residents the previous week. This trend reflects the success of and the continued need for recommended mitigation strategies of vaccination, hand washing, social distancing, and wearing masks in public.
2. Over 1,200 additional Cleveland residents completed their vaccination series during this reporting week, while another 1,136 residents received their first dose. As of this week, 41.3% of all Cleveland residents (46.8% of those eligible) have completed a vaccination series. The CDC and FDA now recommend the Pfizer-BioNTech COVID-19 vaccine for children ages 5-11. The Cleveland Department of Public Health recommends all eligible children be vaccinated and is preparing to administer vaccines to this age group.
3. Despite a decrease in cases, the number of hospitalizations due to COVID remains stable this week. Young and middle-aged adults were most severely impacted. Cleveland residents under 60 account for 58% of cases that required hospitalization.
4. The CDC recommends booster shots for certain people who were initially vaccinated with the Pfizer-BioNTech or Moderna vaccine at least 6 months ago. Those eligible for booster shots include individuals 65 years and older and individuals 18 years and older who live or work in a high-risk setting, or have certain underlying medical conditions. The CDC also recommends booster shots for individuals 18 years and older who were vaccinated with the Johnson & Johnson vaccine two or more months ago. Please visit [cdc.gov](https://www.cdc.gov) to see if you are eligible for a booster shot.

If you have questions concerning the information in this report, e-mail us at covidreport@clevelandohio.gov

Cleveland Department of Public Health
75 Erievue Plaza, Floor 3
Cleveland, Ohio 44114
Office: 216-420-7743
Fax: 216-664-6159

* This report includes preliminary data obtained on November 2, 2021 for Cleveland City ranging from the beginning of the pandemic through October 30, 2021. Data are subject to change over time. Cases and hospitalizations on the current reporting week may increase in subsequent weeks as data become available. COVID-19-related deaths may take weeks to confirm.

* Cases include confirmed and probable COVID-19 cases. Variant cases are identified by the Ohio Department of Health through genomic sequencing of a random sampling of confirmed COVID-19-positive specimens.

* Vaccination summaries include vaccines administered to Cleveland residents by any supplier.



COVID-19 WATCH

Weekly Coronavirus Disease (COVID-19) Surveillance Report
Friday, November 5, 2021

Figure 1. COVID-19 Cases in Cleveland by Week

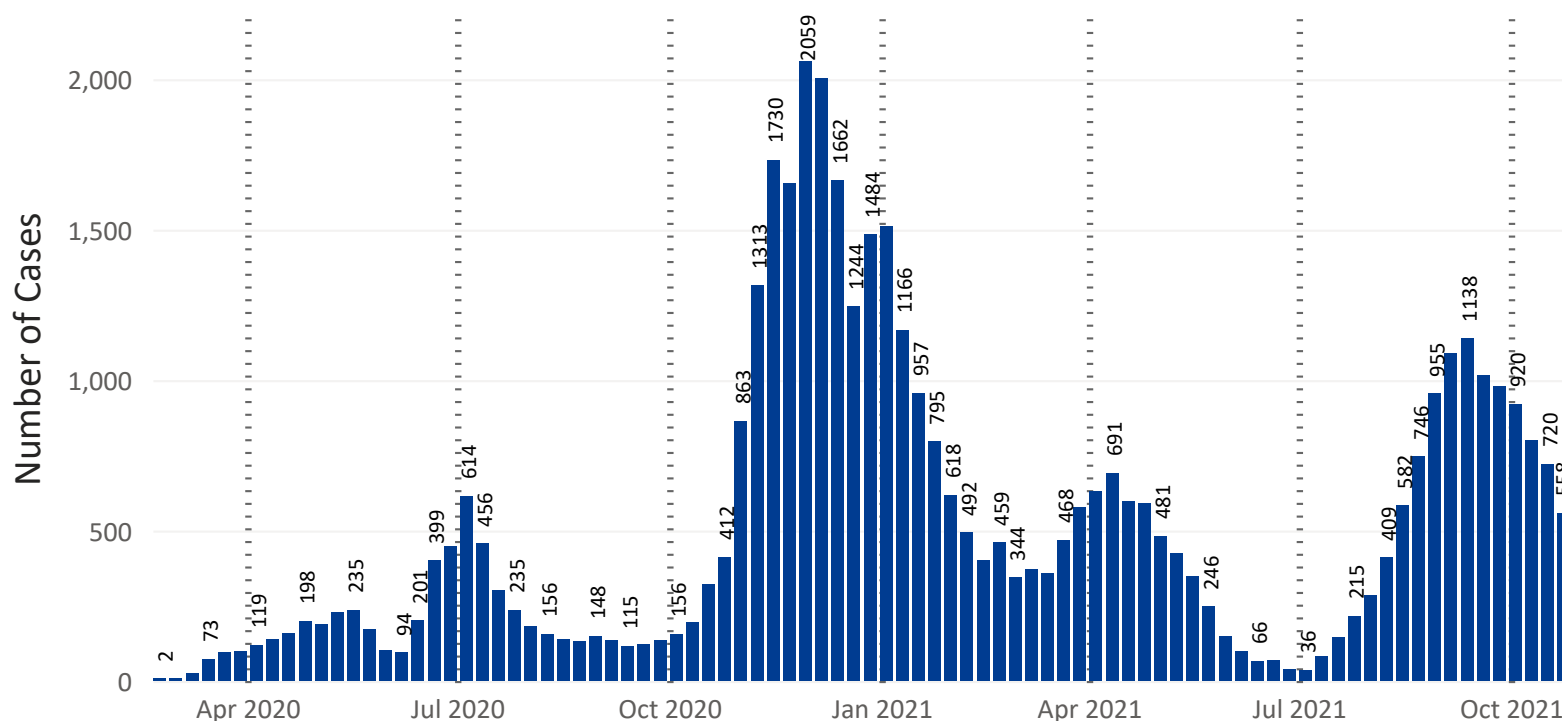
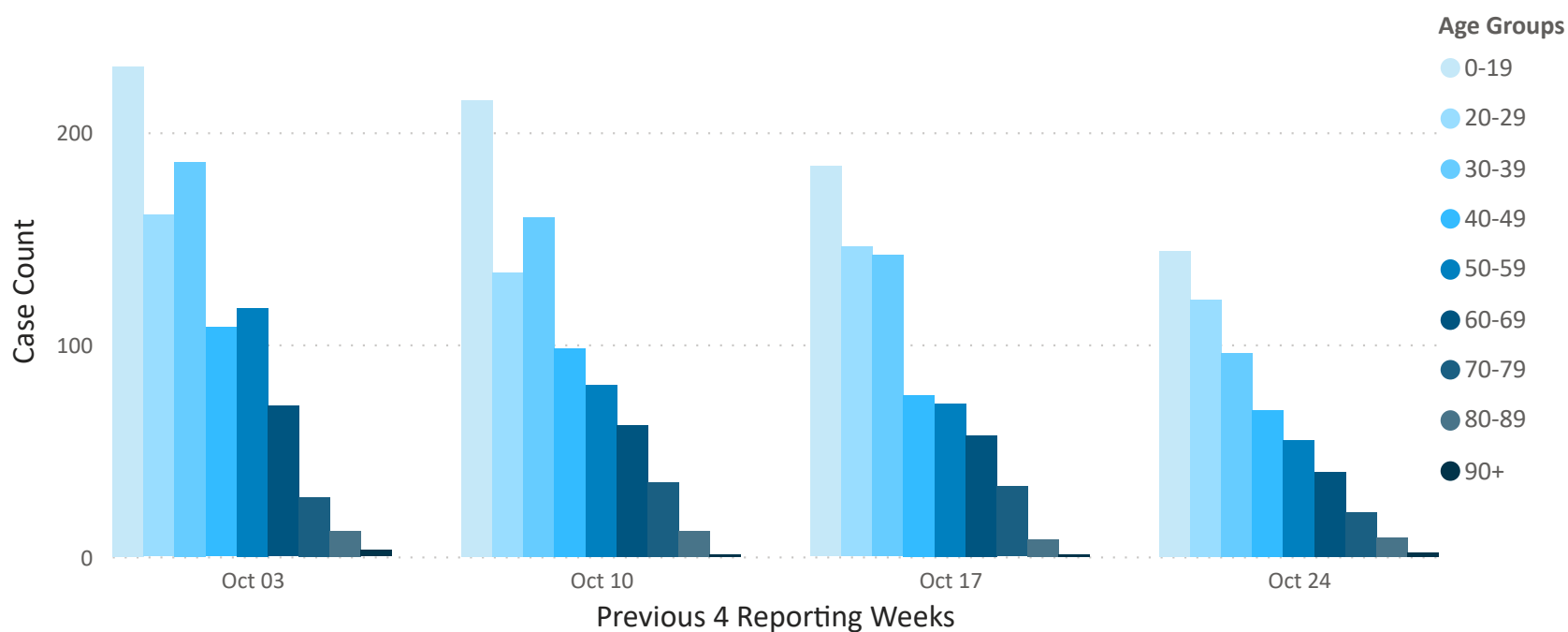


Figure 2. COVID-19 Cases in Cleveland by Age (Oct 3, 2021 - Oct 30, 2021)



Cleveland Department of Public Health
75 Erievue Plaza, Floor 3
Cleveland, Ohio 44114
Office: 216-420-7743
Fax: 216-664-6159

* Cases here are reported by specimen collection dates for COVID-19 diagnostic tests. If the specimen collection date is unknown, the earliest known date associated with a case is used.

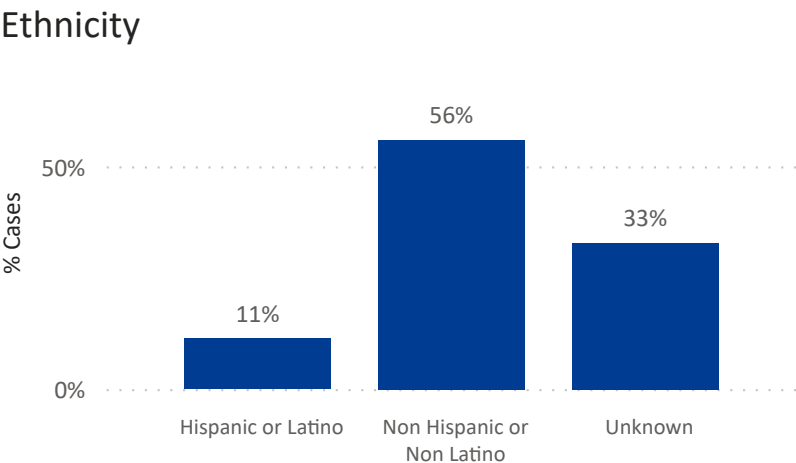
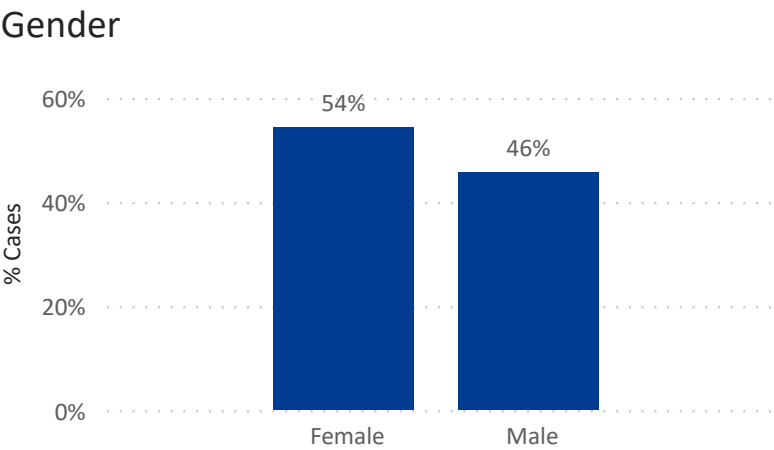
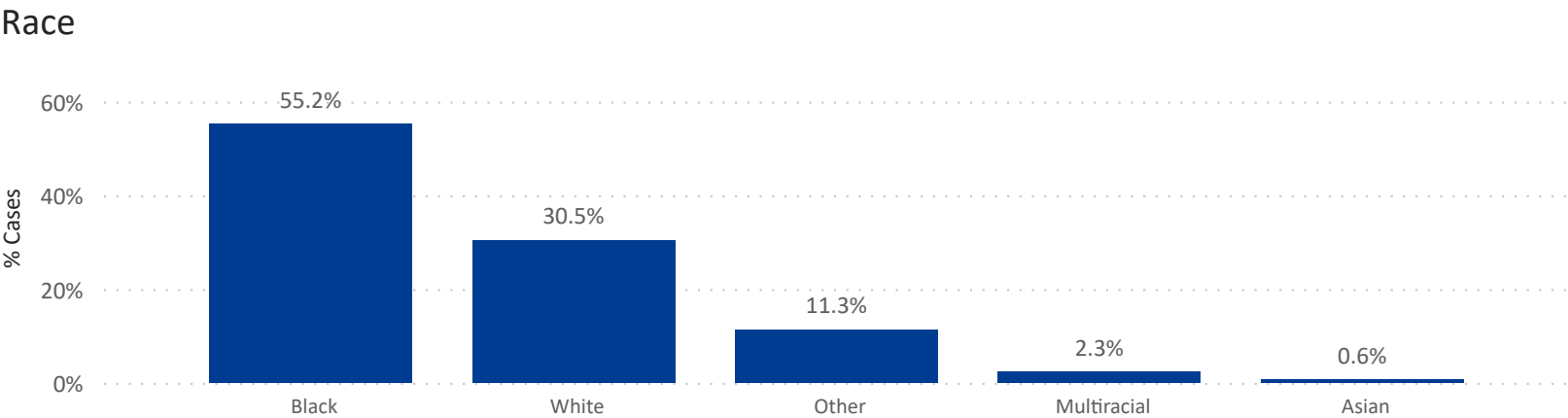
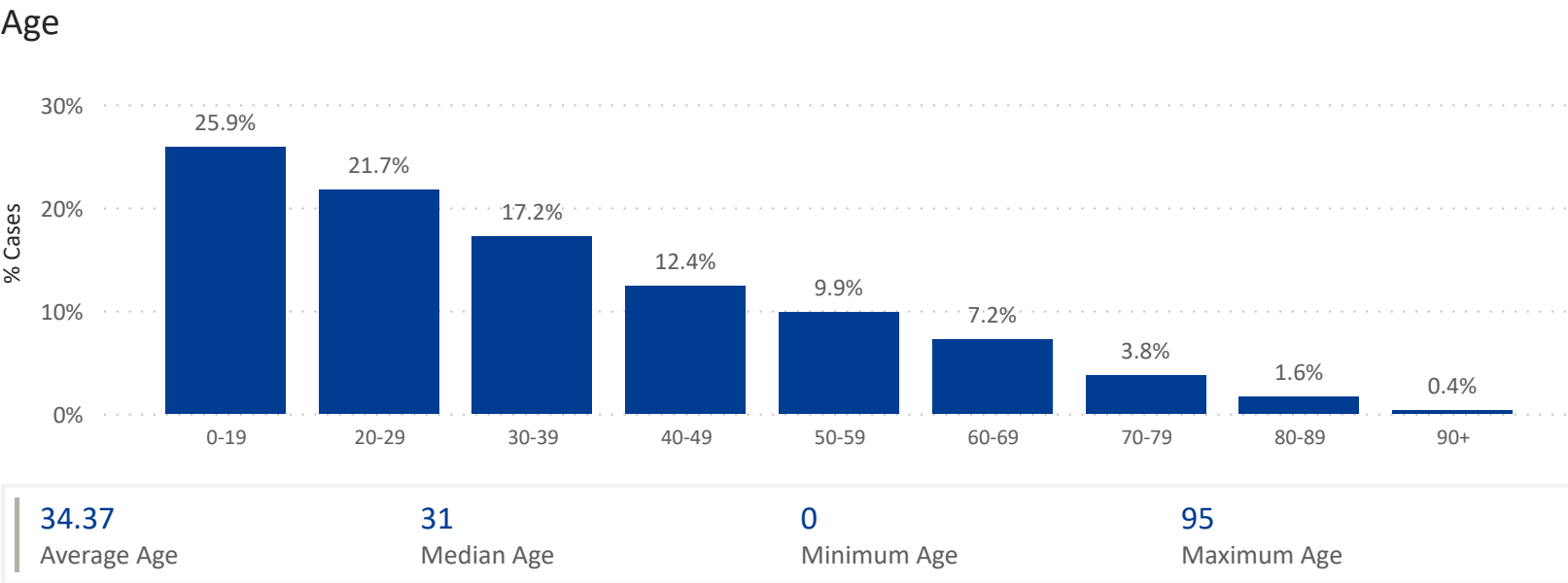
* Figure 1. does not include cases reported prior to February 15, 2020.



COVID-19 WATCH

Weekly Coronavirus Disease (COVID-19) Surveillance Report
Friday, November 5, 2021

Figure 3. Weekly Case Demographics (N = 558)



Cleveland Department of Public Health
75 Erieview Plaza, Floor 3
Cleveland, Ohio 44114
Office: 216-420-7743
Fax: 216-664-6159

* AIAN = American Indian/Alaska Native
* NHPI = Native Hawaiian and other Pacific Islander.
* Age does not include 1 cases whose age is unknown. Race does not include 89 cases whose race unknown. Gender does not include 2 cases whose gender is unknown.



COVID-19 WATCH

Weekly Coronavirus Disease (COVID-19) Surveillance Report
Friday, November 5, 2021

Summary of Vaccinations Administered to Cleveland Residents

MEASURE	CLEVELAND RESIDENTS
Completed	157,267
Started*	17,493
Total**	174,778

41.3%

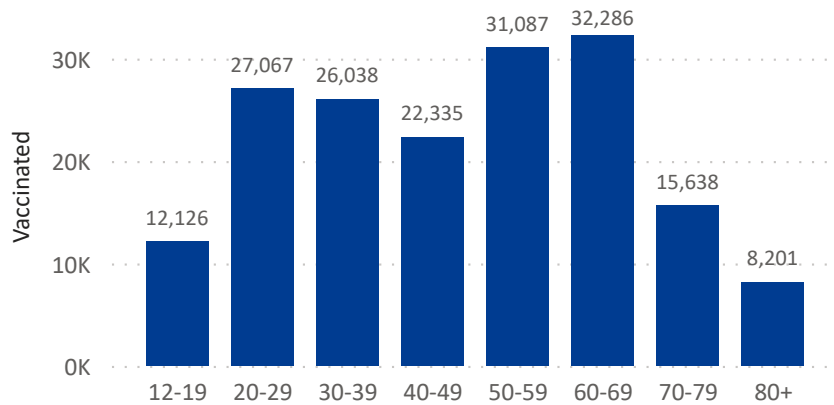
of Cleveland Residents have been fully vaccinated

34,257

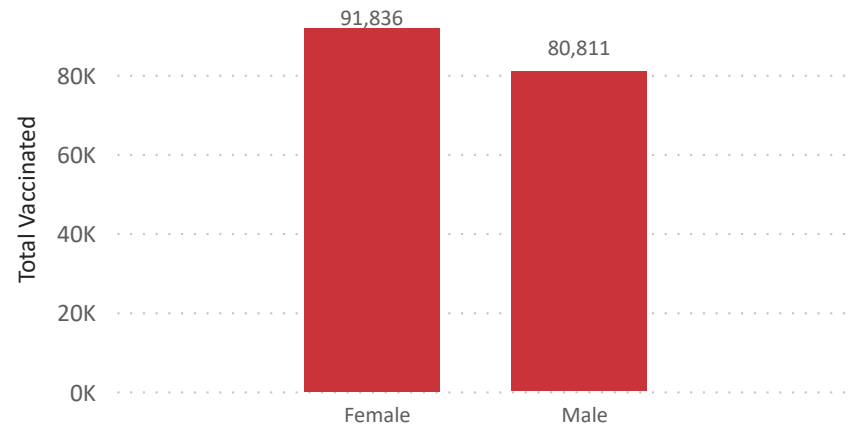
Individuals vaccinated by CDPH both Cleveland and non-Cleveland residents

Demographics of Cleveland Residents Vaccinated (N = 174,778)

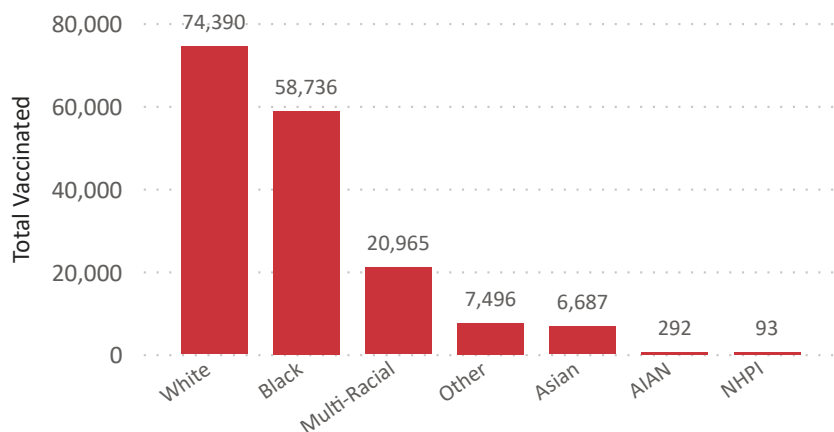
Age



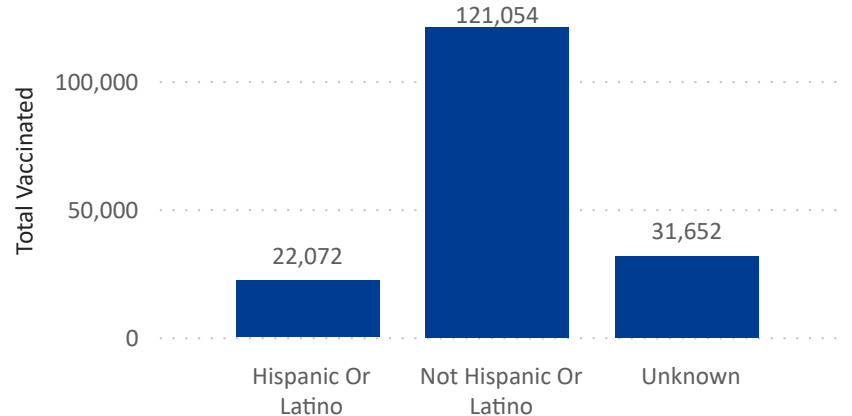
Gender



Race



Ethnicity



Cleveland Department of Public Health
75 Erieview Plaza, Floor 3
Cleveland, Ohio 44114
Office: 216-420-7743
Fax: 216-664-6159

Vaccination data are preliminary and reported as of November 2, 2021. Summaries for individuals and demographics are shown as available and may not include all individuals vaccinated at the time of reporting. Data presented this reporting week are subject to change. Unknown data is not shown for age, gender or race.

AIAN = American Indian or Alaska Native, **NHPI** = Native Hawaiian or Pacific Islander

* **Started** vaccinations include those who have received the initial dose of a SARS-CoV-2 vaccination series.

** 18 Cleveland residents received an unspecified SARS-CoV-2 vaccine; these individuals' vaccination statuses are unknown.