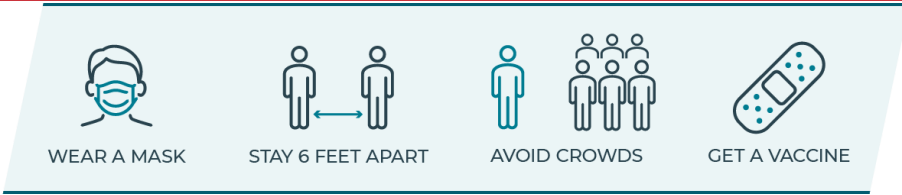




# COVID-19 Watch

Weekly Coronavirus Disease (COVID-19) Surveillance Report  
Friday, November 12, 2021

## Cleveland COVID-19 Case Summary, October 31, 2021 – November 6, 2021



**688**  
Cases this Week

**44**  
Hospitalizations this Week

**158,741**  
Clevelanders Fully Vaccinated

**45,372**  
Total Cases

**3,305**  
Total Hospitalizations

**587**  
Total Deaths

### What Matters Most

1. Cleveland COVID cases have slightly increased this week at 181 new cases per 100,000. This is consistent with COVID trends that have been observed nationally. This trend reflects the need for recommended mitigation strategies of vaccination, hand washing, social distancing, and wearing masks in public.
2. Over 1,400 additional Cleveland residents completed their vaccination series during this reporting week, while approximately 1,400 residents received their first dose. As of this week, 41.7% of all Cleveland residents (44.4% of those eligible) have completed a vaccination series. The CDC and FDA now recommend the Pfizer-BioNTech COVID-19 vaccine for children ages 5-11. The Cleveland Department of Public Health recommends all eligible children be vaccinated and is prepared to administer vaccines to this age group. Contact our Vaccine Help Line to schedule an appointment at (216) 664-2222.
3. The number of hospitalizations due to COVID increased this week, with the younger demographics being more impacted. Cleveland residents 59 years old or younger represented 52% of the hospitalizations. Cleveland residents under 60 years old also have lower vaccination rates.
4. The CDC recommends booster shots for certain people who were initially vaccinated with the Pfizer-BioNTech or Moderna vaccine at least 6 months ago. Those eligible for booster shots include individuals 65 years and older and individuals 18 years and older who live or work in a high-risk setting, or have certain underlying medical conditions. The CDC also recommends booster shots for individuals 18 years and older who were vaccinated with the Johnson & Johnson vaccine two or more months ago.

**If you have questions concerning the information in this report, e-mail us at [covidreport@clevelandohio.gov](mailto:covidreport@clevelandohio.gov)**

**Cleveland Department of Public Health**  
75 Erievue Plaza, Floor 3  
Cleveland, Ohio 44114  
Office: 216-420-7743  
Fax: 216-664-6159

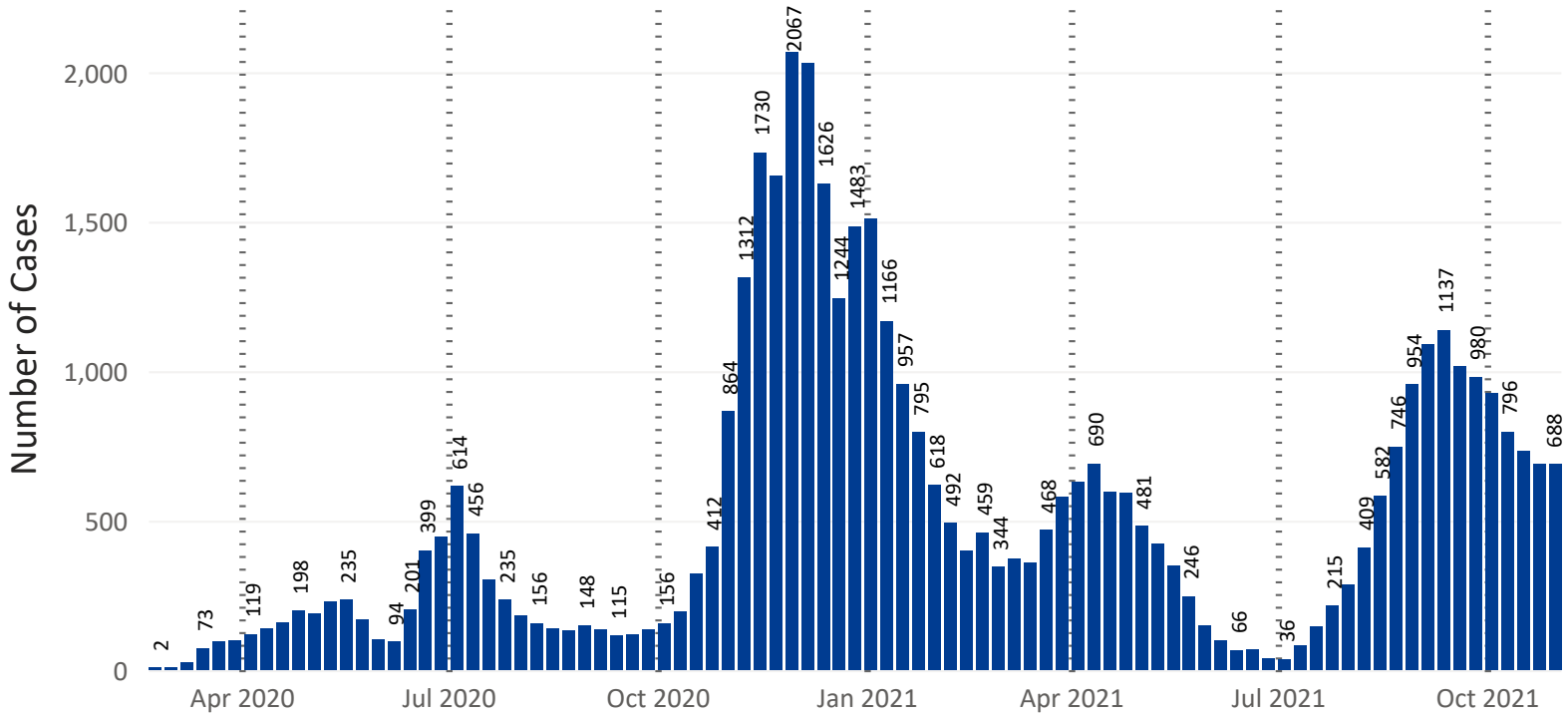
\* This report includes preliminary data obtained on November 9, 2021 for Cleveland City ranging from the beginning of the pandemic through November 6, 2021. Data are subject to change over time. Cases and hospitalizations on the current reporting week may increase in subsequent weeks as data become available. COVID-19-related deaths may take weeks to confirm.  
\* Cases include confirmed and probable COVID-19 cases. Variant cases are identified by the Ohio Department of Health through genomic sequencing of a random sampling of confirmed COVID-19-positive specimens.  
\* Vaccination summaries include vaccines administered to Cleveland residents by any supplier.



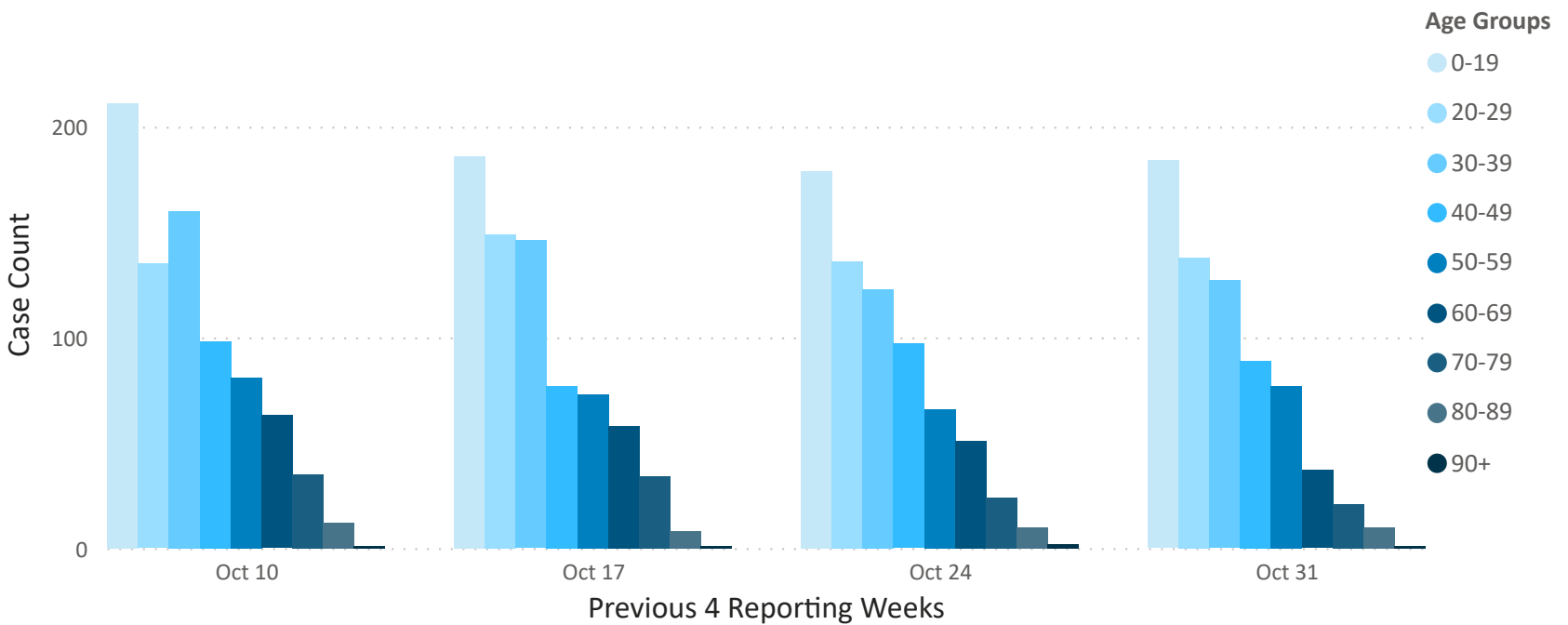
# COVID-19 WATCH

Weekly Coronavirus Disease (COVID-19) Surveillance Report  
Friday, November 12, 2021

**Figure 1. COVID-19 Cases in Cleveland by Week**



**Figure 2. COVID-19 Cases in Cleveland by Age (Oct 10, 2021 - Nov, 6 2021)**



**Cleveland Department of Public Health**  
75 Erievue Plaza, Floor 3  
Cleveland, Ohio 44114  
Office: 216-420-7743  
Fax: 216-664-6159

\* Cases here are reported by specimen collection dates for COVID-19 diagnostic tests. If the specimen collection date is unknown, the earliest known date associated with a case is used.  
\* Figure 1. does not include cases reported prior to February 15, 2020.

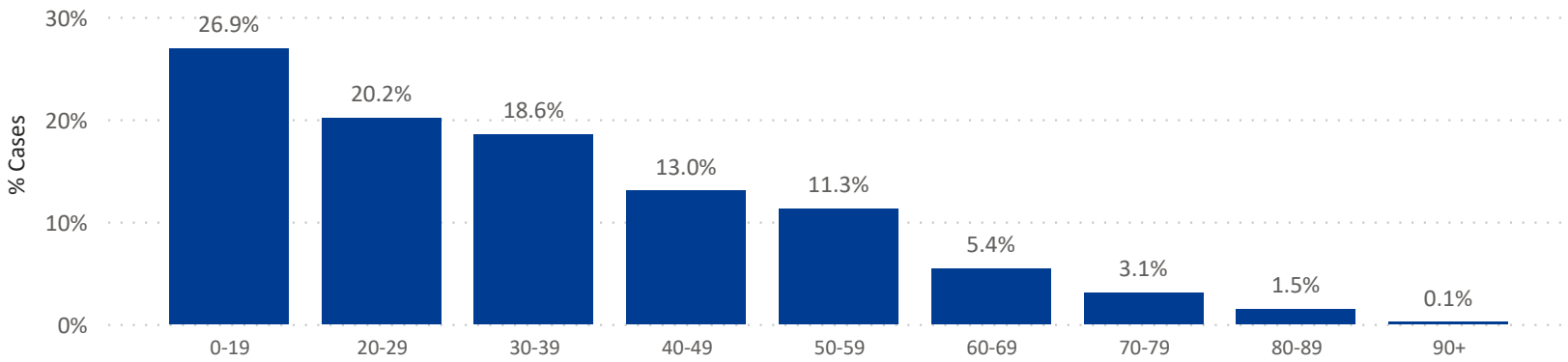


# COVID-19 WATCH

Weekly Coronavirus Disease (COVID-19) Surveillance Report  
Friday, November 12, 2021

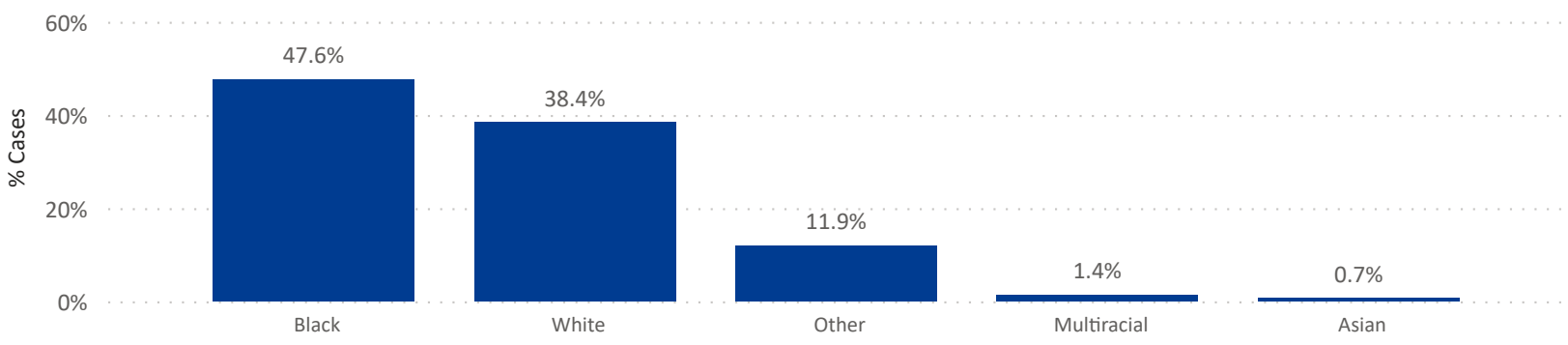
**Figure 3. Weekly Case Demographics (N = 688)**

## Age

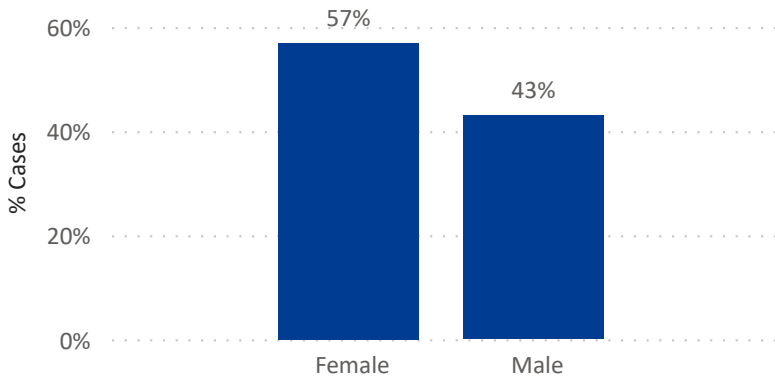


<b>33.08</b> Average Age	<b>31</b> Median Age	<b>0</b> Minimum Age	<b>97</b> Maximum Age
-----------------------------	-------------------------	-------------------------	--------------------------

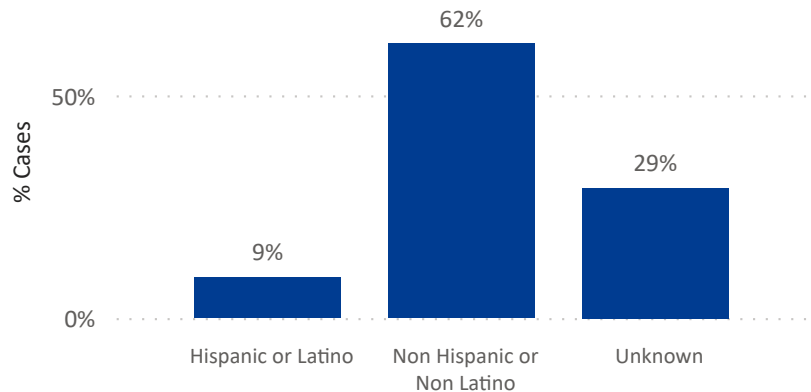
## Race



## Gender



## Ethnicity



**Cleveland Department of Public Health**  
75 Erieview Plaza, Floor 3  
Cleveland, Ohio 44114  
Office: 216-420-7743  
Fax: 216-664-6159

\* **AIAN** = American Indian/Alaska Native  
\* **NHPI** = Native Hawaiian and other Pacific Islander.  
\* **Age** does not include 4 cases whose age is unknown. **Race** does not include 110 cases whose race unknown. **Gender** does not include 5 cases whose gender is unknown.



# COVID-19 WATCH

Weekly Coronavirus Disease (COVID-19) Surveillance Report  
Friday, November 12, 2021

## Summary of Vaccinations Administered to Cleveland Residents

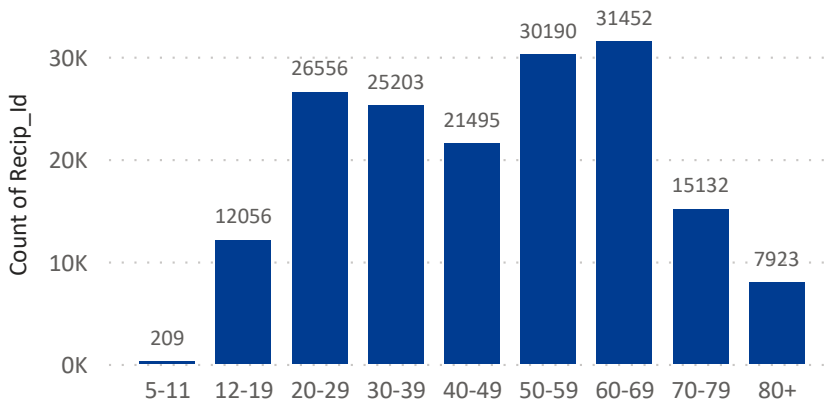
MEASURE	CLEVELAND RESIDENTS
Completed	158,741
Started*	17,658
Total**	176,416

**41.7%**  
of Cleveland Residents have been fully vaccinated

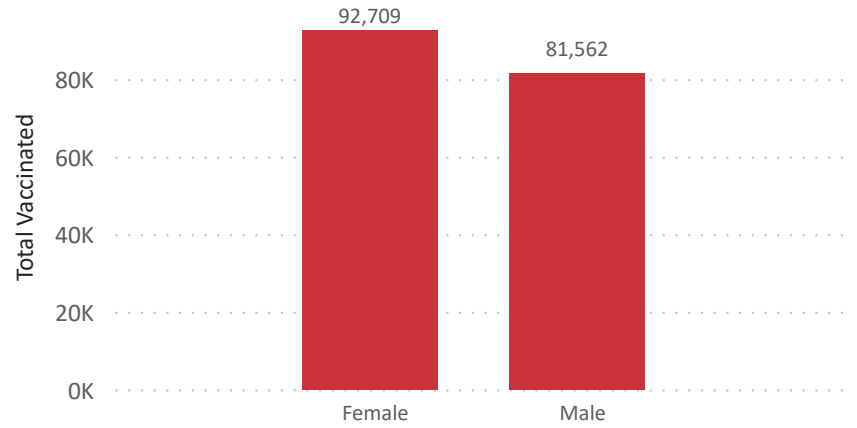
**34,607**  
Individuals vaccinated by CDPH both Cleveland and non-Cleveland residents

## Demographics of Cleveland Residents Vaccinated (N = 176,416)

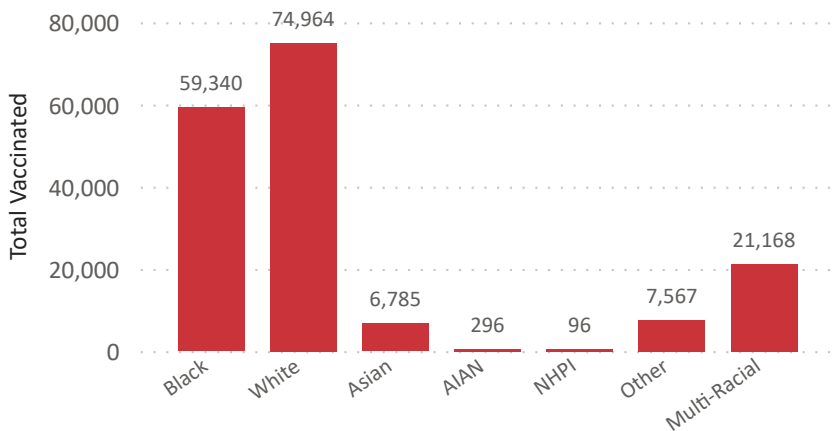
Age



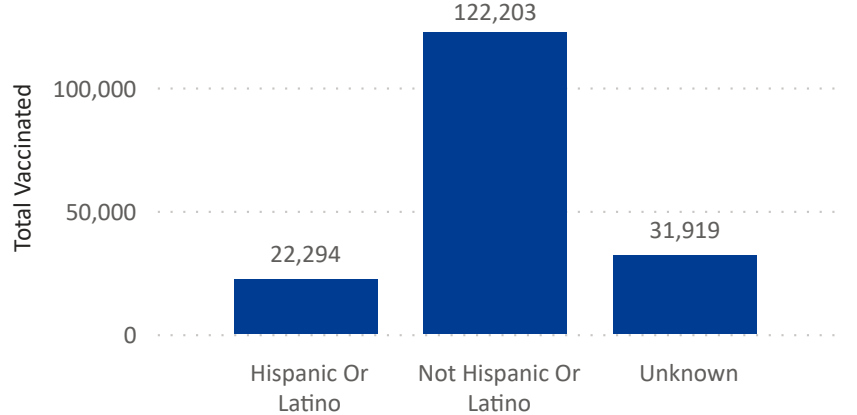
Gender



Race



Ethnicity



**Cleveland Department of Public Health**  
75 Erievue Plaza, Floor 3  
Cleveland, Ohio 44114  
Office: 216-420-7743  
Fax: 216-664-6159

Vaccination data are preliminary and reported as of November 9, 2021. Summaries for individuals and demographics are shown as available and may not include all individuals vaccinated at the time of reporting. Data presented this reporting week are subject to change. Unknown data is not shown for age, gender or race.  
**AIAN** = American Indian or Alaska Native, **NHPI** = Native Hawaiian or Pacific Islander  
\* **Started** vaccinations include those who have received the initial dose of a SARS-CoV-2 vaccination series.  
\*\* 17 Cleveland residents received an unspecified SARS-CoV-2 vaccine; these individuals' vaccination statuses are unknown.