



CITY OF CLEVELAND  
Mayor Frank G. Jackson



Cleveland Department of Public Health

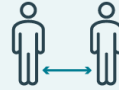
# COVID-19 Watch

Weekly Coronavirus Disease (COVID-19) Surveillance Report  
Friday, November 19, 2021

## Cleveland COVID-19 Case Summary, November 7, 2021 – November 13, 2021



WEAR A MASK



STAY 6 FEET APART



AVOID CROWDS



GET A VACCINE

936

Cases this Week

43

Hospitalizations this Week

159,551

Clevelanders Fully Vaccinated

46,460

Total Cases

3,360

Total Hospitalizations

597

Total Deaths

### What Matters Most

1. Cleveland COVID cases have increased this week at 246 new cases per 100,000 compared to 217 new cases per 100,000 last week. This is consistent with national trends where the number of new cases reported continues to increase. This reflects the need for continued mitigation strategies of vaccination, hand washing, social distancing, and wearing masks in public.
2. The number of hospitalizations due to COVID remained stable this week, however, younger residents were more likely to have a severe case that required hospitalization. 56% of the cases that required hospitalization were among residents under 60 years of age.
3. Over 1,900 Cleveland residents have either started or completed a vaccination series, including 603 residents between 5 and 11 years of age. As of this week 41.9% of all Cleveland residents (47.5% of those eligible) have completed a vaccination series. The rise in the number of residents that have been vaccinated is due to the CDC and FDA now allowing the Pfizer-BioNTech COVID-19 vaccine for 5-11 year olds. The Cleveland Department of Public Health recommends all eligible residents get a COVID-19 vaccine. Please contact the CDPH helpline at 216-664-2222 to schedule your booster.
4. The rise in weekly cases looks comparable to the rise observed in November 2020. This is particularly concerning as the holidays approach and the weather is getting colder. It would be worthwhile to reiterate to Cleveland residents the importance of getting together safely for the holidays to reduce further spread.

If you have questions concerning the information in this report, e-mail us at [covidreport@clevelandohio.gov](mailto:covidreport@clevelandohio.gov)

Cleveland Department of Public Health  
75 Erievue Plaza, Floor 3  
Cleveland, Ohio 44114  
Office: 216-420-7743  
Fax: 216-664-6159

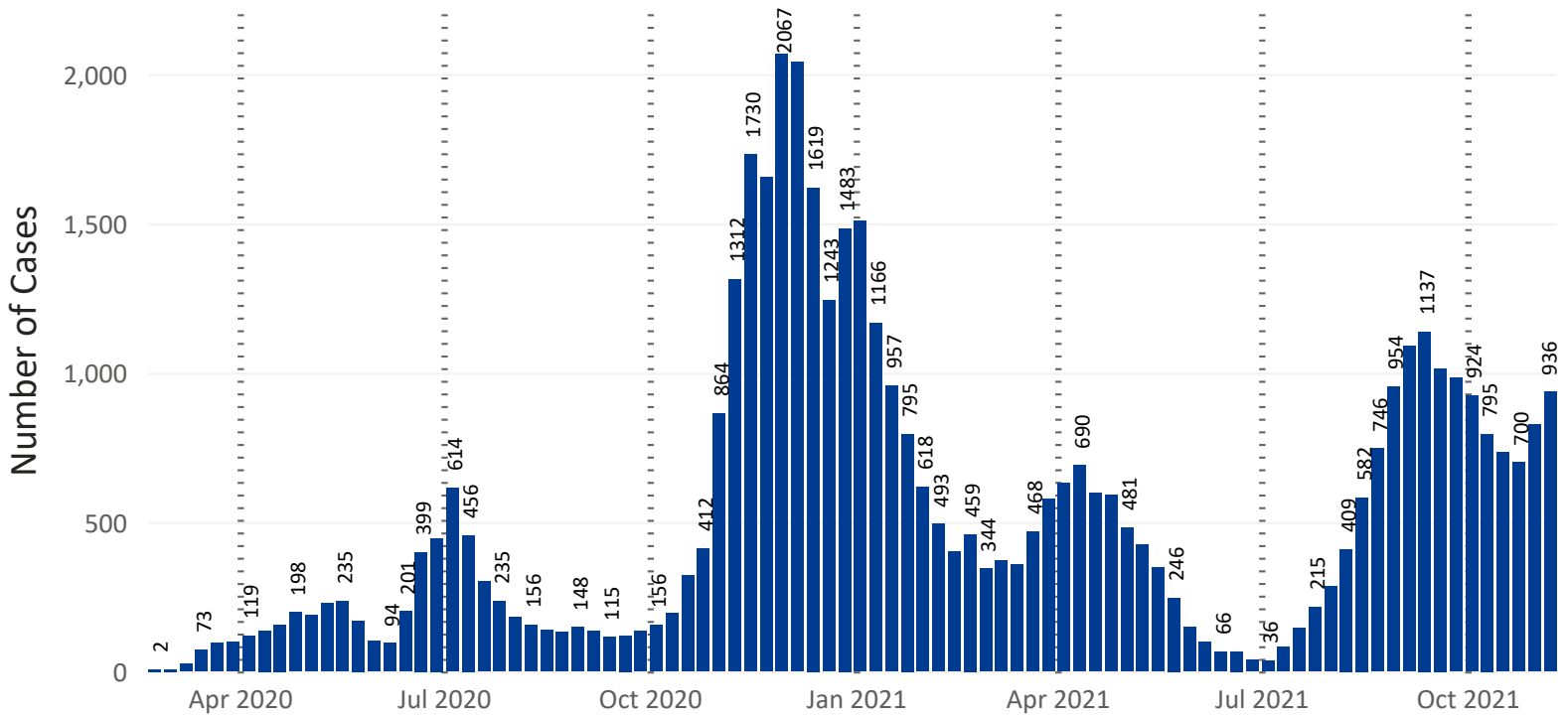
\* This report includes preliminary data obtained on November 16, 2021 for Cleveland City ranging from the beginning of the pandemic through November 13, 2021. Data are subject to change over time. Cases and hospitalizations on the current reporting week may increase in subsequent weeks as data become available. COVID-19-related deaths may take weeks to confirm.  
\* Cases include confirmed and probable COVID-19 cases. Variant cases are identified by the Ohio Department of Health through genomic sequencing of a random sampling of confirmed COVID-19-positive specimens.  
\* Vaccination summaries include vaccines administered to Cleveland residents by any supplier.



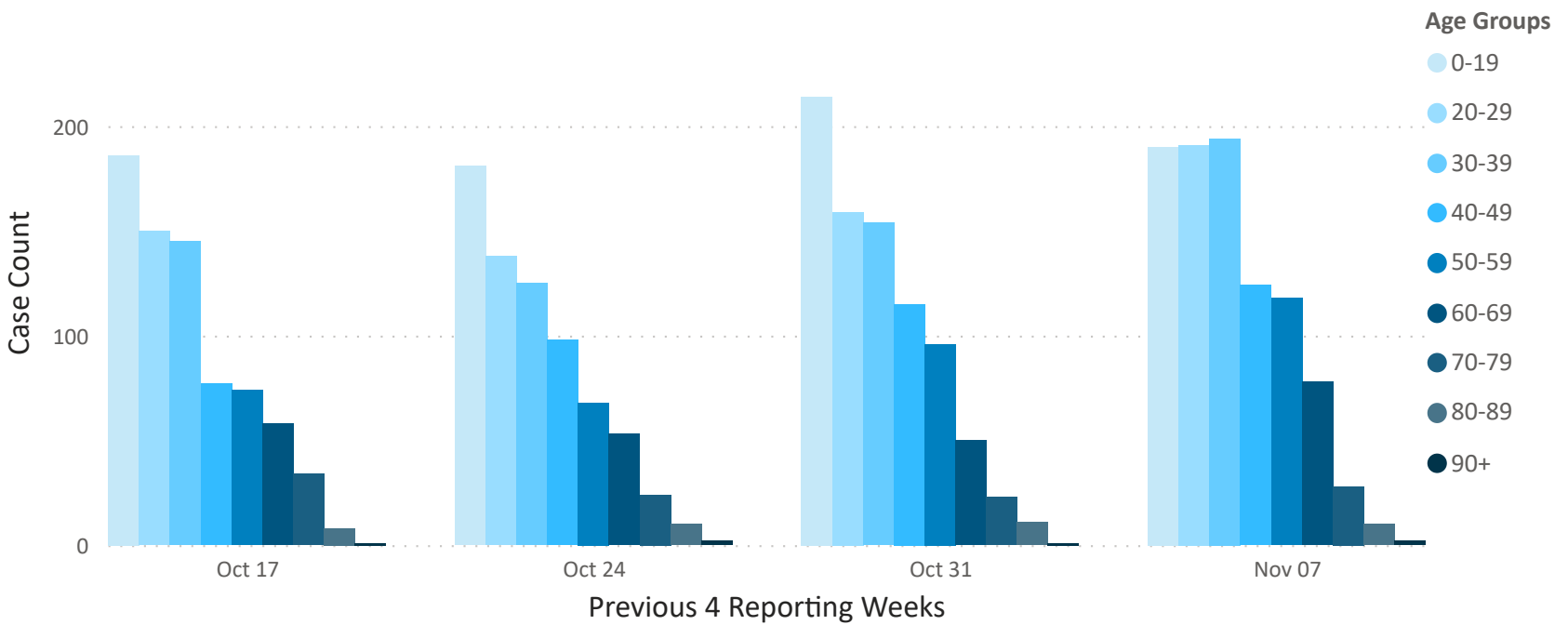
# COVID-19 WATCH

Weekly Coronavirus Disease (COVID-19) Surveillance Report  
Friday, November 19, 2021

## Figure 1. COVID-19 Cases in Cleveland by Week



## Figure 2. COVID-19 Cases in Cleveland by Age (Oct 17, 2021 - Nov, 13 2021)



**Cleveland Department of Public Health**  
75 Erievue Plaza, Floor 3  
Cleveland, Ohio 44114  
Office: 216-420-7743  
Fax: 216-664-6159

\* Cases here are reported by specimen collection dates for COVID-19 diagnostic tests. If the specimen collection date is unknown, the earliest known date associated with a case is used.  
\* Figure 1. does not include cases reported prior to February 15, 2020.

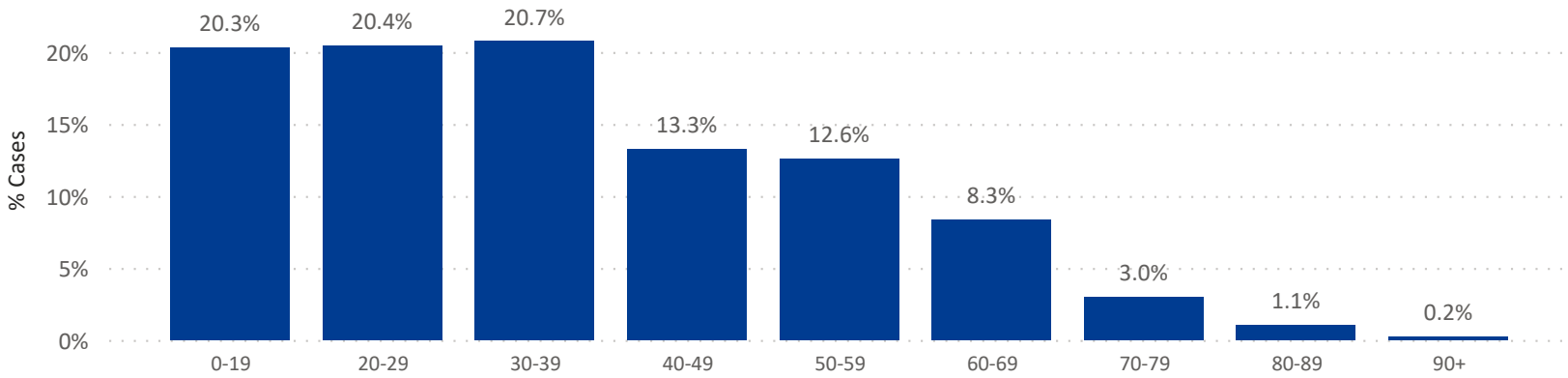


# COVID-19 WATCH

Weekly Coronavirus Disease (COVID-19) Surveillance Report  
Friday, November 19, 2021

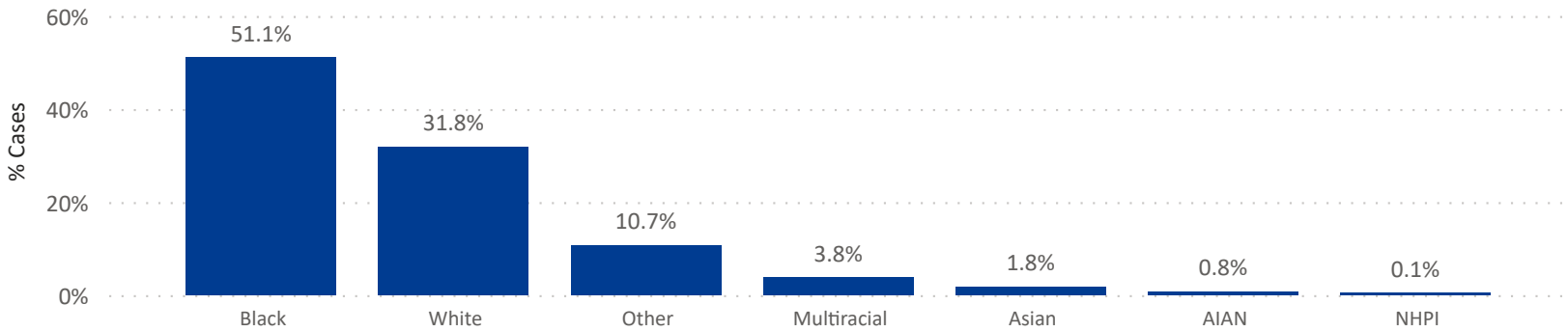
## Figure 3. Weekly Case Demographics (N = 936)

### Age

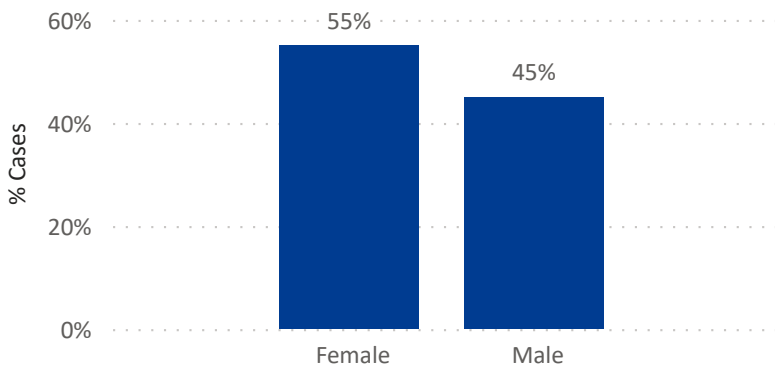


<b>35.81</b> Average Age	<b>34</b> Median Age	<b>0</b> Minimum Age	<b>100</b> Maximum Age
-----------------------------	-------------------------	-------------------------	---------------------------

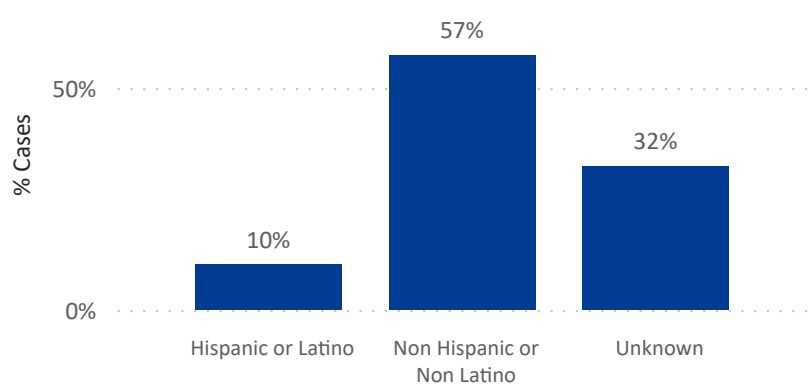
### Race



### Gender



### Ethnicity



**Cleveland Department of Public Health**  
75 Erievue Plaza, Floor 3  
Cleveland, Ohio 44114  
Office: 216-420-7743  
Fax: 216-664-6159

\* **AIAN** = American Indian/Alaska Native  
\* **NHPI** = Native Hawaiian and other Pacific Islander.  
\* **Age** does not include 1 cases whose age is unknown. **Race** does not include 141 cases whose race is unknown.



# COVID-19 WATCH

Weekly Coronavirus Disease (COVID-19) Surveillance Report  
Friday, November 19, 2021

## Summary of Vaccinations Administered to Cleveland Residents

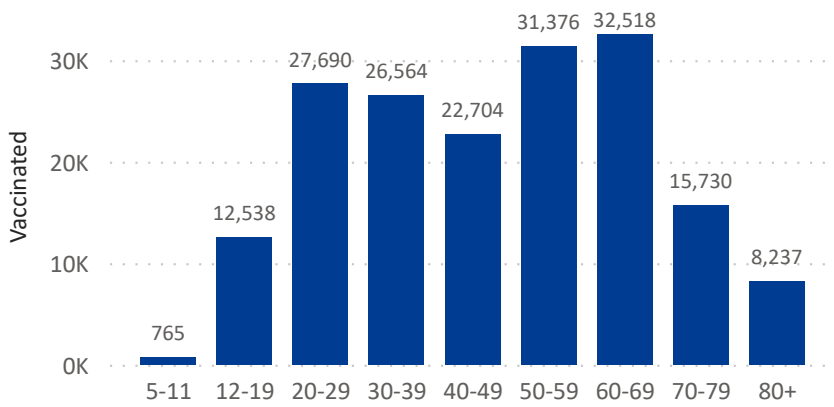
MEASURE	CLEVELAND RESIDENTS
Completed	159,551
Started*	18,554
Total**	178,122

**41.9%**  
of Cleveland Residents have been fully vaccinated

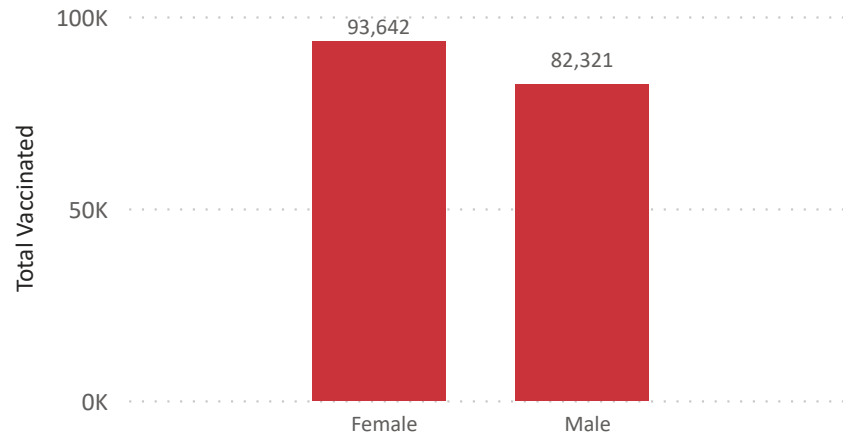
**34,944**  
Individuals vaccinated by CDPH both Cleveland and non-Cleveland residents

## Demographics of Cleveland Residents Vaccinated (N = 178,122)

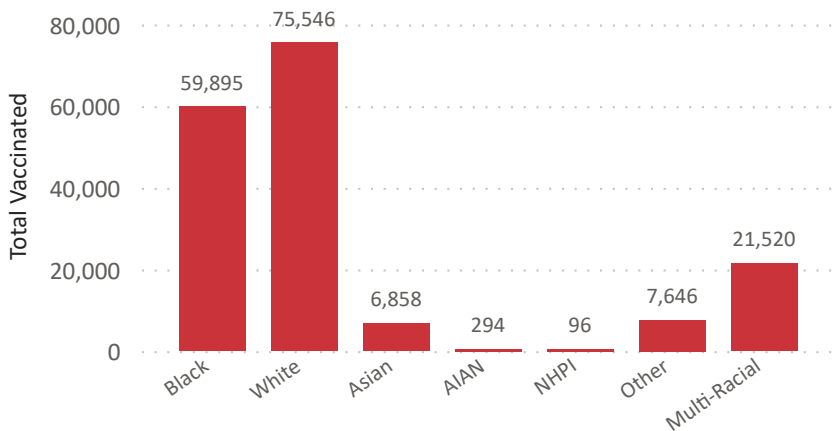
Age



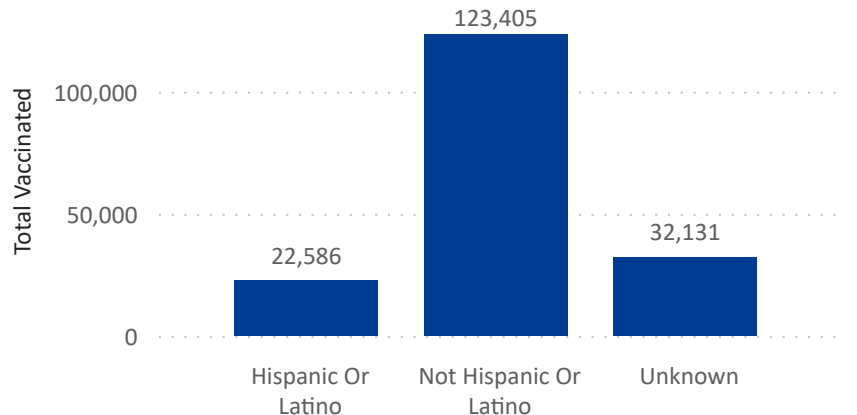
Gender



Race



Ethnicity



**Cleveland Department of Public Health**  
75 Erievue Plaza, Floor 3  
Cleveland, Ohio 44114  
Office: 216-420-7743  
Fax: 216-664-6159

Vaccination data are preliminary and reported as of November 16, 2021. Summaries for individuals and demographics are shown as available and may not include all individuals vaccinated at the time of reporting. Data presented this reporting week are subject to change. Unknown data is not shown for age, gender or race.  
**AIAN** = American Indian or Alaska Native, **NHPI** = Native Hawaiian or Pacific Islander  
\* **Started** vaccinations include those who have received the initial dose of a SARS-CoV-2 vaccination series.  
\*\* 17 Cleveland residents received an unspecified SARS-CoV-2 vaccine; these individuals' vaccination statuses are unknown.