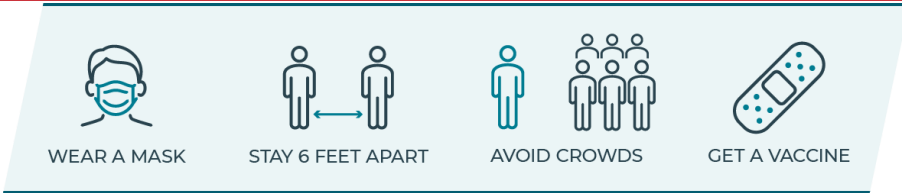




# COVID-19 Watch

Weekly Coronavirus Disease (COVID-19) Surveillance Report  
Friday, December 17, 2021

## Cleveland COVID-19 Case Summary, December 5, 2021 – December 11, 2021



### What Matters Most

1. This week Cleveland had the highest number of new cases since the pandemic began in February 2020. Cleveland COVID cases increased this week to 560 new cases per 100,000 residents compared to 498 new cases per 100,000 last week. This trend is reflected statewide and nationally. When gathering for the holidays, remember to use a layered prevention strategy including masking, maintaining social distancing, and getting vaccinated.
2. The number of new hospitalizations this week is nearing the highest level since the beginning of the pandemic. While older people are still more likely to be hospitalized, the average age of Cleveland residents who are hospitalized due to COVID-19 has continuously trended downward since February 2020.
3. Over 3,400 Cleveland residents have either started or completed a vaccination series. 43.6% of all Cleveland residents (46.5% of those eligible) have completed a vaccination series. COVID-19 vaccines are available for everyone 5 and older and booster shots are available for everyone 16 and older.
4. The Delta variant is still the predominant variant in Cleveland, though the proportion of Omicron variant cases is expected to rise in the coming weeks. Early data suggests that Omicron is more transmissible than previous variants and therefore increases the risk of infection, especially for unvaccinated individuals. Completing a vaccination series followed by a booster shot is the best tool to protect yourself and your family against all COVID-19 variants.
5. CDPH recently launched a COVID Dashboard that enables the public to get real-time, updates on the progression of the pandemic. You can access the Cleveland COVID-19 Public Dashboard at [clevelandhealth.org/dashboard](https://clevelandhealth.org/dashboard).

**If you have questions concerning the information in this report, e-mail us at [covidreport@clevelandohio.gov](mailto:covidreport@clevelandohio.gov)**

**Cleveland Department of Public Health**  
75 Erievue Plaza, Floor 3  
Cleveland, Ohio 44114  
Office: 216-420-7743  
Fax: 216-664-6159

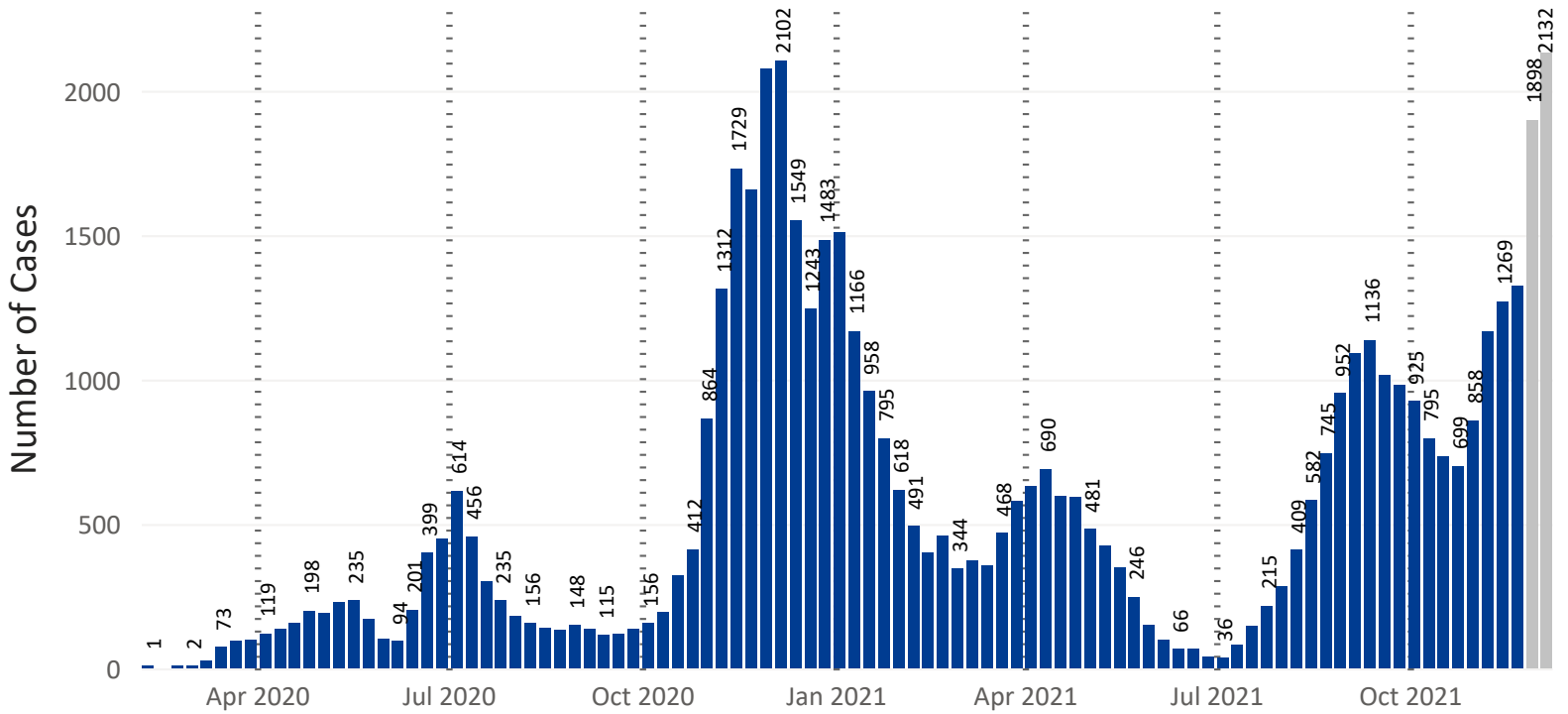
\* This report includes preliminary data obtained on December 14, 2021 for Cleveland City ranging from the beginning of the pandemic through December 11, 2021. Data are subject to change over time. Cases and hospitalizations on the current reporting week may increase in subsequent weeks as data become available. COVID-19-related deaths may take weeks to confirm.  
\* Cases include confirmed and probable COVID-19 cases. Variant cases are identified by the Ohio Department of Health through genomic sequencing of a random sampling of confirmed COVID-19-positive specimens.  
\* Vaccination summaries include vaccines administered to Cleveland residents by any supplier.



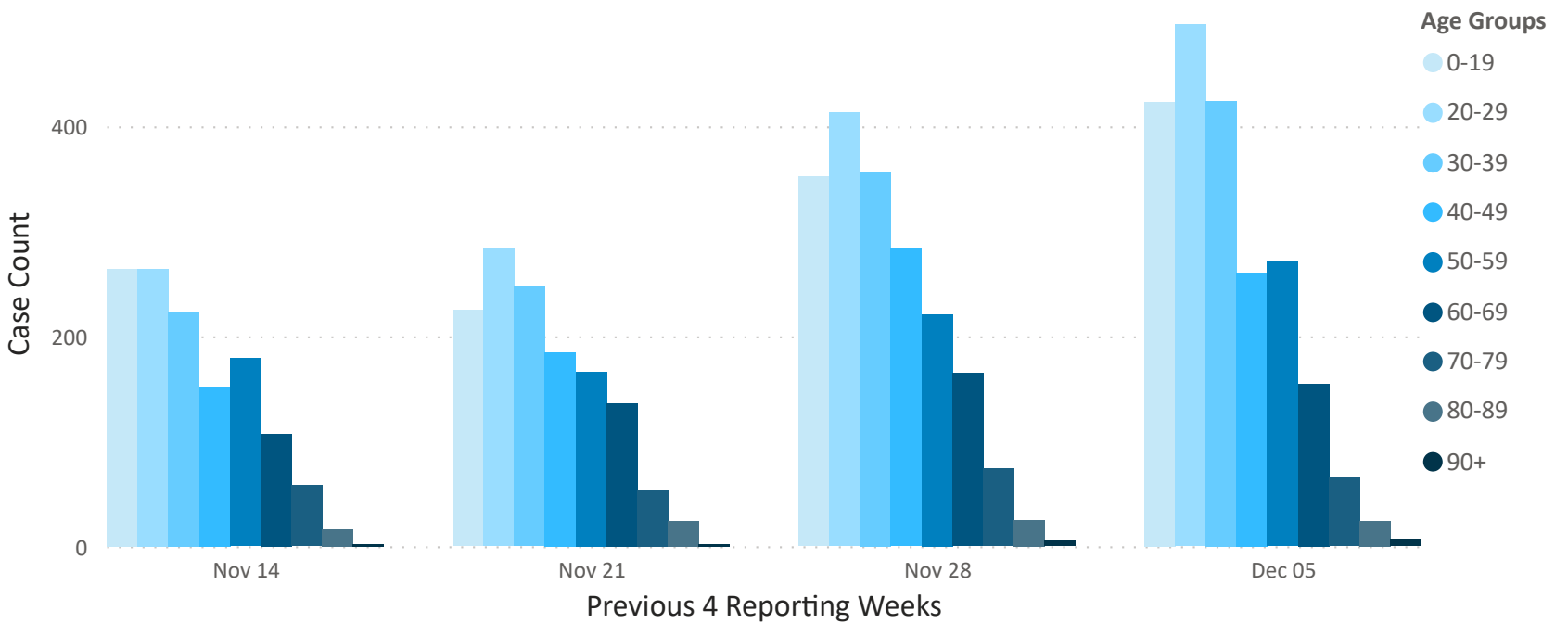
# COVID-19 WATCH

Weekly Coronavirus Disease (COVID-19) Surveillance Report  
Friday, December 17, 2021

## Figure 1. COVID-19 Cases in Cleveland by Week



## Figure 2. COVID-19 Cases in Cleveland by Age (Nov 14, 2021 - Dec 11 2021)



**Cleveland Department of Public Health**  
75 Erievue Plaza, Floor 3  
Cleveland, Ohio 44114  
Office: 216-420-7743  
Fax: 216-664-6159

\* Cases here are reported by specimen collection dates for COVID-19 diagnostic tests. If the specimen collection date is unknown, the earliest known date associated with a case is used.  
\* Figure 1. does not include cases reported prior to February 15, 2020.

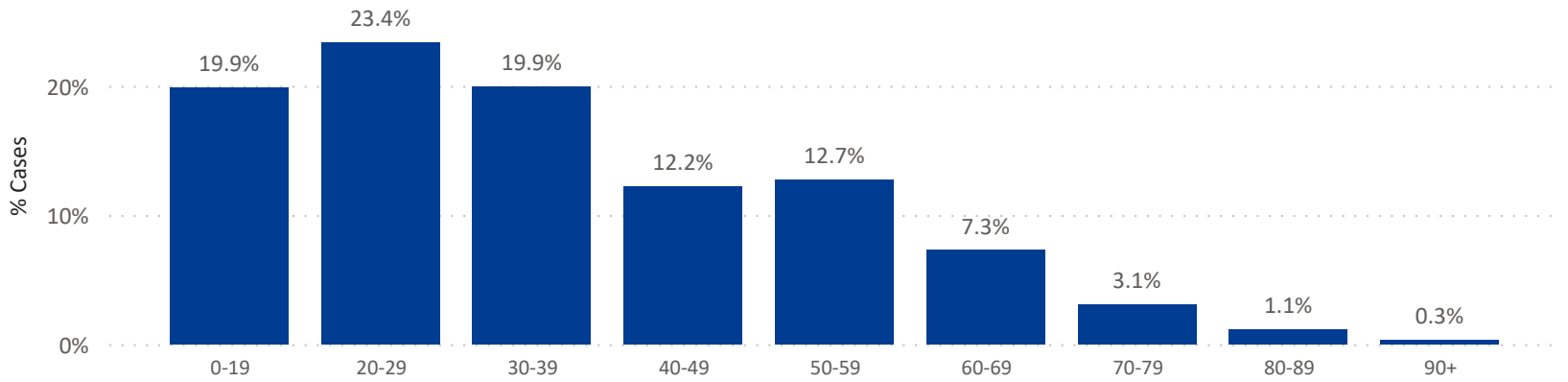


# COVID-19 WATCH

Weekly Coronavirus Disease (COVID-19) Surveillance Report  
Friday, December 17, 2021

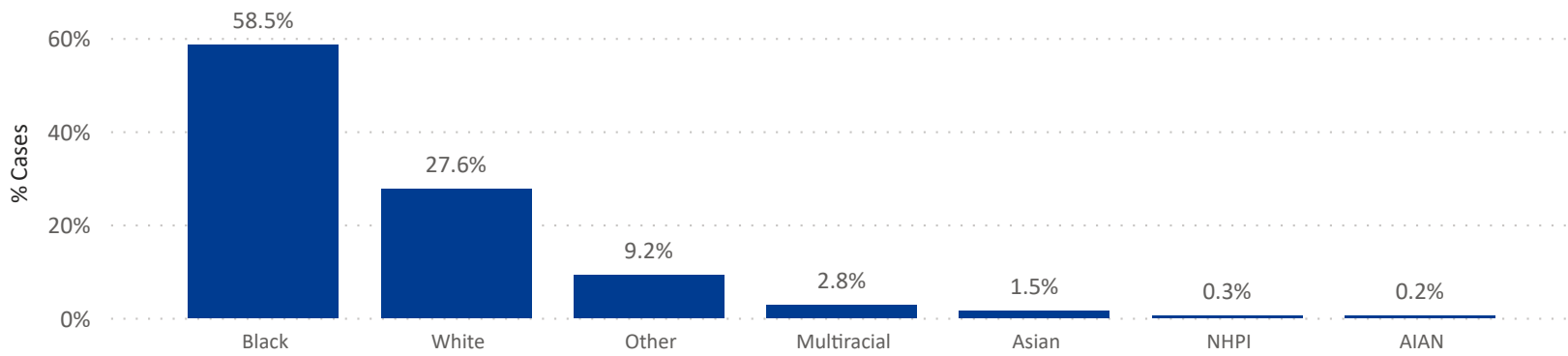
## Figure 3. Weekly Case Demographics (N = 2,132)

### Age

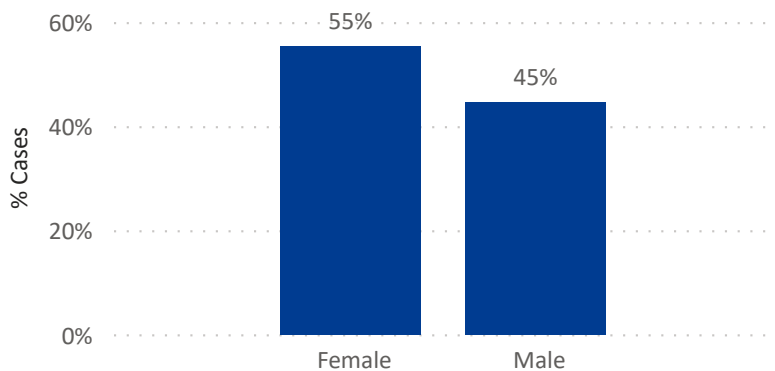


|                             |                         |                         |                          |
|-----------------------------|-------------------------|-------------------------|--------------------------|
| <b>35.36</b><br>Average Age | <b>32</b><br>Median Age | <b>0</b><br>Minimum Age | <b>95</b><br>Maximum Age |
|-----------------------------|-------------------------|-------------------------|--------------------------|

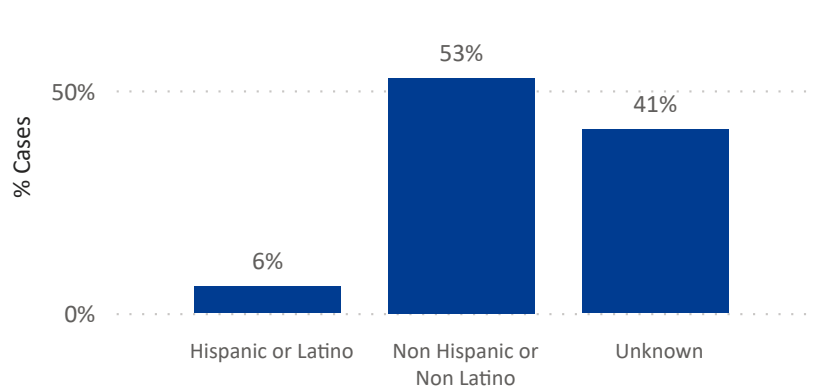
### Race



### Gender



### Ethnicity



**Cleveland Department of Public Health**  
75 Erievue Plaza, Floor 3  
Cleveland, Ohio 44114  
Office: 216-420-7743  
Fax: 216-664-6159

\* **AIAN** = American Indian/Alaska Native  
\* **NHPI** = Native Hawaiian and other Pacific Islander.  
\* **Age** does not include 5 cases whose ages are unknown. **Gender** does not include 4 cases whose genders are unknown. **Race** does not include 281 cases whose races are unknown.



# COVID-19 WATCH

Weekly Coronavirus Disease (COVID-19) Surveillance Report  
Friday, December 17, 2021

## Summary of Vaccinations Administered to Cleveland Residents

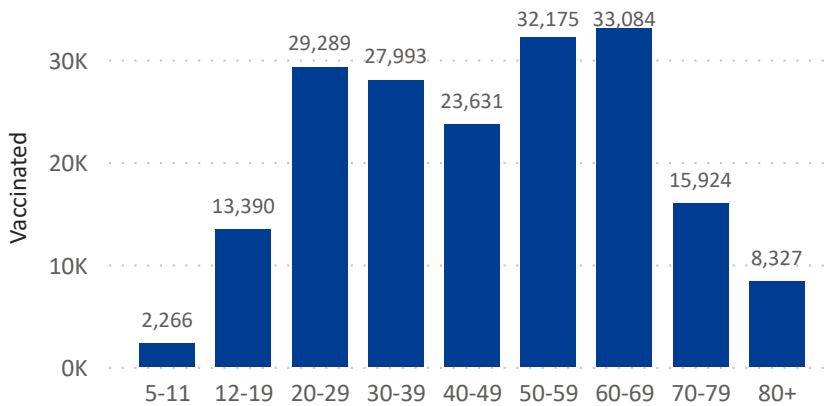
| MEASURE   | CLEVELAND RESIDENTS |
|-----------|---------------------|
| Completed | 166,162             |
| Started*  | 19,901              |
| Total**   | 186,079             |

**43.6%**  
Of all Cleveland residents are fully vaccinated\*\*\*

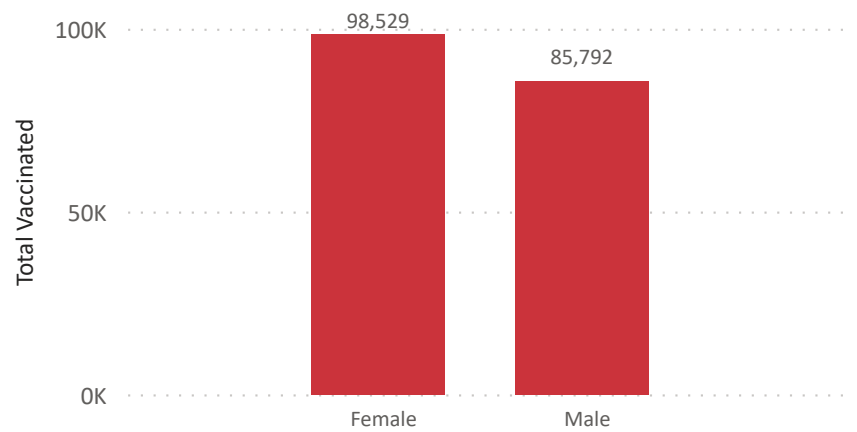
**37,417**  
Individuals vaccinated by CDPH both Cleveland and non-Cleveland residents

## Demographics of Cleveland Residents Vaccinated (N = 186,079)

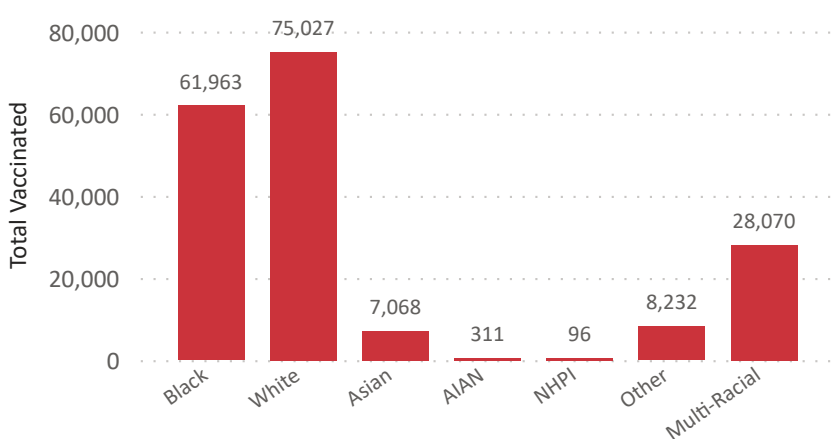
Age



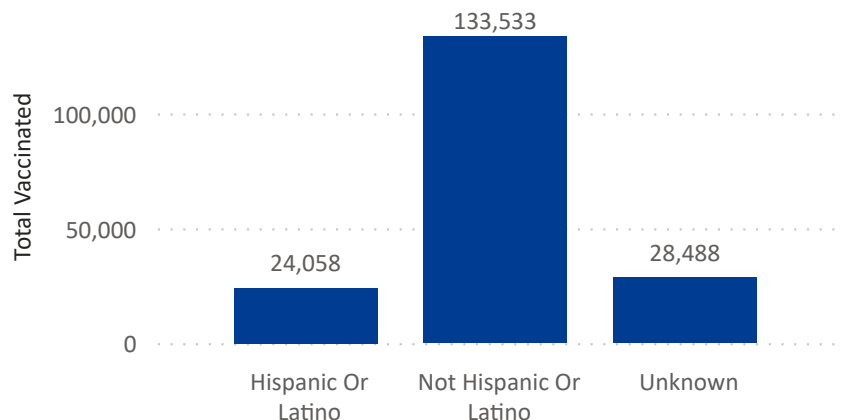
Gender



Race



Ethnicity



**Cleveland Department of Public Health**  
75 Erievue Plaza, Floor 3  
Cleveland, Ohio 44114  
Office: 216-420-7743  
Fax: 216-664-6159

Vaccination data are preliminary and reported as of December 14, 2021. Summaries for individuals and demographics are shown as available and may not include all individuals vaccinated at the time of reporting. Data presented this reporting week are subject to change. Unknown data is not shown for age, gender or race.  
**AIAN** = American Indian or Alaska Native, **NHPI** = Native Hawaiian or Pacific Islander  
 \* **Started** vaccinations include those who have received the initial dose of a SARS-CoV-2 vaccination series.  
 \*\* 16 Cleveland residents received an unspecified SARS-CoV-2 vaccine; these individuals' vaccination statuses are unknown.  
 \*\*\* Calculated based on estimated 380,989 Cleveland population from American Community Survey 2019 1-year estimates.