



CITY OF CLEVELAND
Mayor Frank G. Jackson

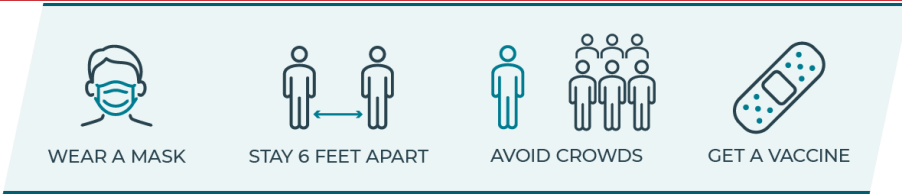


Cleveland Department of Public Health

COVID-19 Watch

Weekly Coronavirus Disease (COVID-19) Surveillance Report
Friday, December 31, 2021

Cleveland COVID-19 Case Summary, December 19, 2021 – December 25, 2021



6,373
Cases this Week

163
Hospitalizations this Week

170,012
Clevelanders vaccinated

66,513
Total Cases

4,160
Total Hospitalizations

649
Total Deaths

What Matters Most

1. COVID-19 transmission is occurring at historic levels in Cleveland with 6,373 new cases reported this week. This is higher than last week or at any prior time during the COVID-19 pandemic. The weekly rate of new infections is 1,673 per 100,000 residents in Cleveland. This is over 30 times greater than the threshold for "substantial risk" of community transmission (defined as 50 new cases per week/100,000 people).
2. This new wave of COVID-19 represents a historic number of hospitalizations for this pandemic with 163 hospitalizations reported so far this week. Vaccination and vaccine boosters are the best way to reduce the risk of COVID-19 outcomes that require hospitalization.
3. Due to this extremely high risk for community transmission, residents are strongly encouraged to be fully vaccinated (including a booster if eligible), wear a mask in public, stay 6 feet apart, avoid crowds and poorly ventilated indoor spaces, test for COVID-19 infection, and wash your hands. Special attention should be made to protect individuals with increased risk of severe outcomes including unvaccinated children, the elderly, immunocompromised individuals, and those with medical conditions such as diabetes, cancer, and cardiovascular disease.
4. Large events or social gatherings are not advised during this time of unprecedented COVID-19 transmission in our community. Small social gatherings are not advised if you or other participants are unvaccinated. Do not attend any social events if you have COVID-19 symptoms, are sick, test positive for COVID-19, or have been told to quarantine or isolate.
5. Testing can give you information about your risk of spreading COVID-19. Consider receiving a test before joining social gatherings with others who are not in your household.
6. Start the New Year right! Get your COVID-19 vaccine, second dose, and/or vaccine booster now. Visit gettheshot.coronavirus.ohio.gov or call 216-664-2222 to schedule your vaccination appointment.

If you have questions concerning the information in this report, e-mail us at covidreport@clevelandohio.gov

Cleveland Department of Public Health
75 Erievue Plaza, Floor 3
Cleveland, Ohio 44114
Office: 216-420-7743
Fax: 216-664-6159

* This report includes preliminary data obtained on December 29, 2021 for Cleveland City ranging from the beginning of the pandemic through December 25, 2021. Data are subject to change over time. Cases and hospitalizations on the current reporting week may increase in subsequent weeks as data become available. COVID-19-related deaths may take weeks to confirm.
* Cases include confirmed and probable COVID-19 cases. Variant cases are identified by the Ohio Department of Health through genomic sequencing of a random sampling of confirmed COVID-19-positive specimens.
* Vaccination summaries include vaccines administered to Cleveland residents by any supplier.



COVID-19 WATCH

Weekly Coronavirus Disease (COVID-19) Surveillance Report
Friday, December 31, 2021

Figure 1. COVID-19 Cases in Cleveland by Week

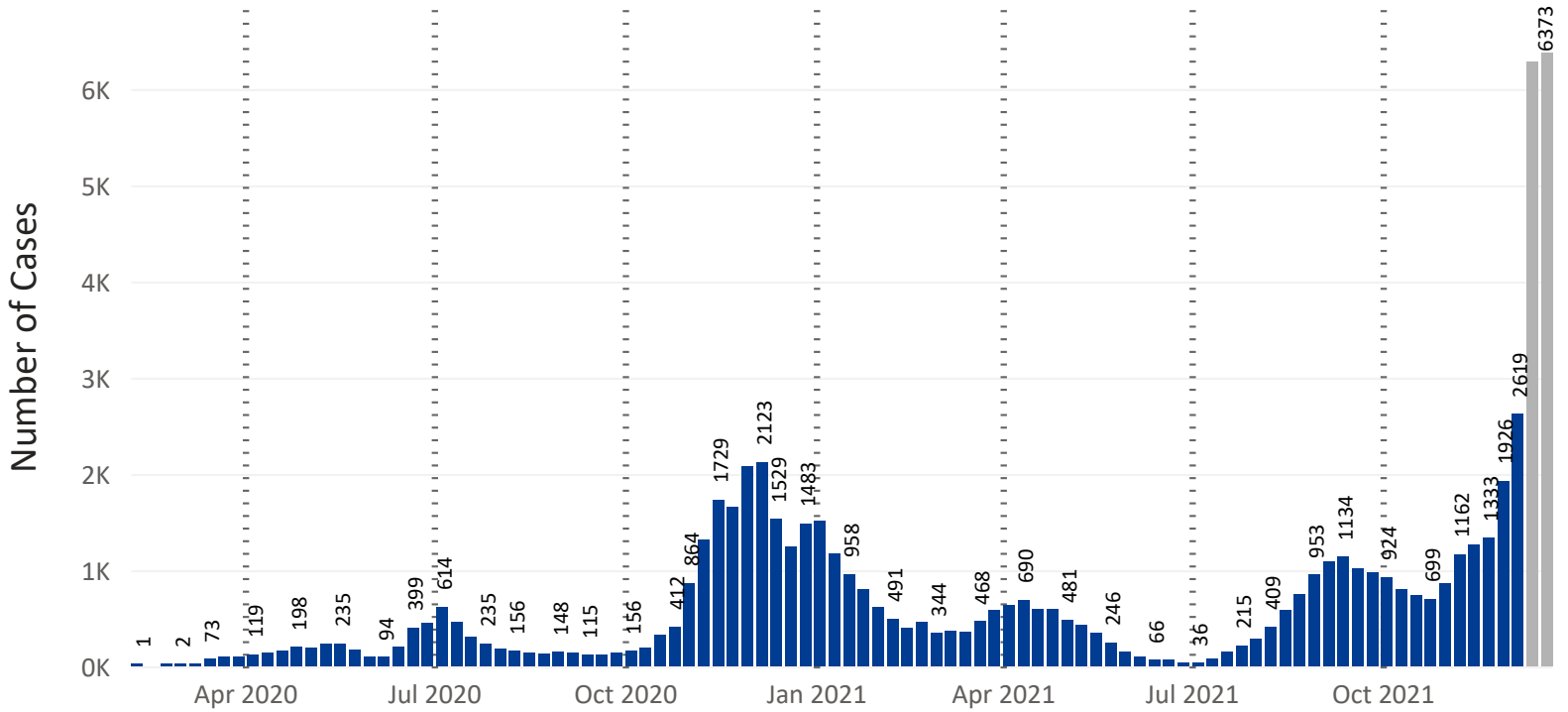
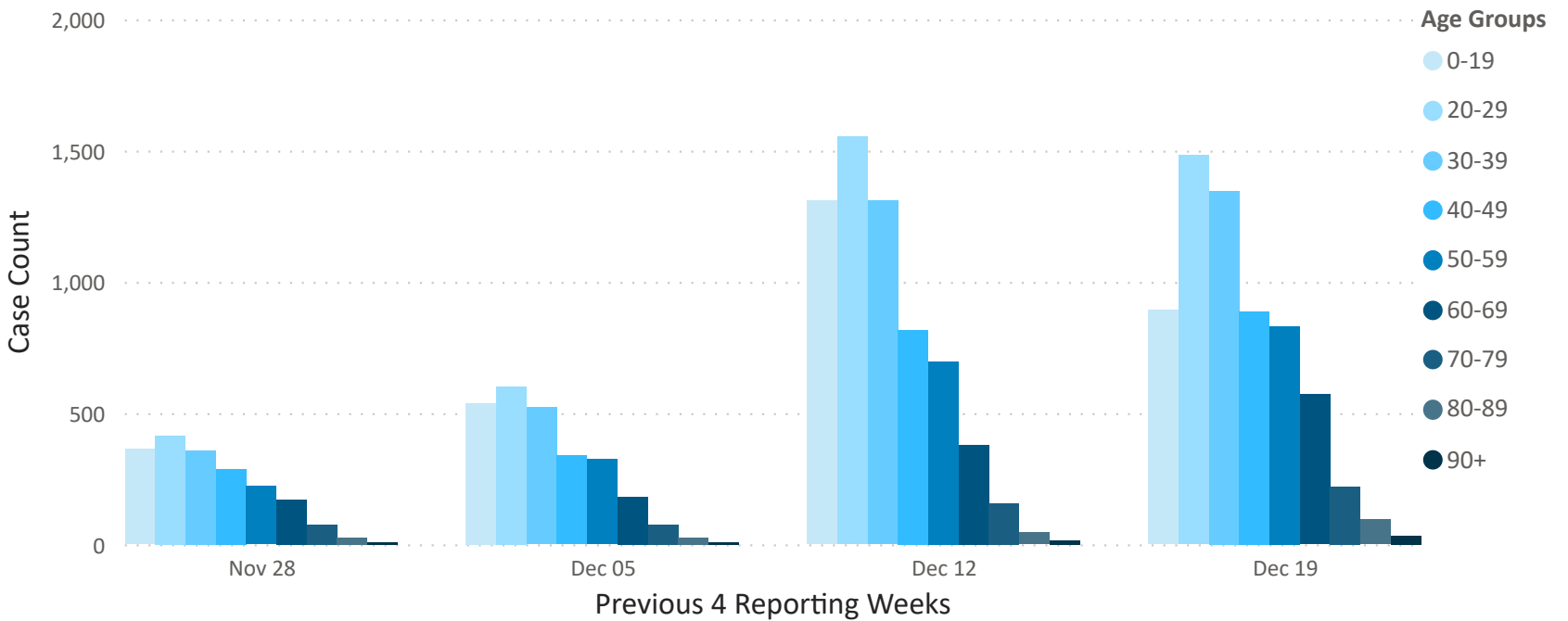


Figure 2. COVID-19 Cases in Cleveland by Age (Nov 28, 2021 - Dec 25, 2021)



Cleveland Department of Public Health
75 Erievue Plaza, Floor 3
Cleveland, Ohio 44114
Office: 216-420-7743
Fax: 216-664-6159

* Cases here are reported by specimen collection dates for COVID-19 diagnostic tests. If the specimen collection date is unknown, the earliest known date associated with a case is used.
* Figure 1. does not include cases reported prior to February 15, 2020.

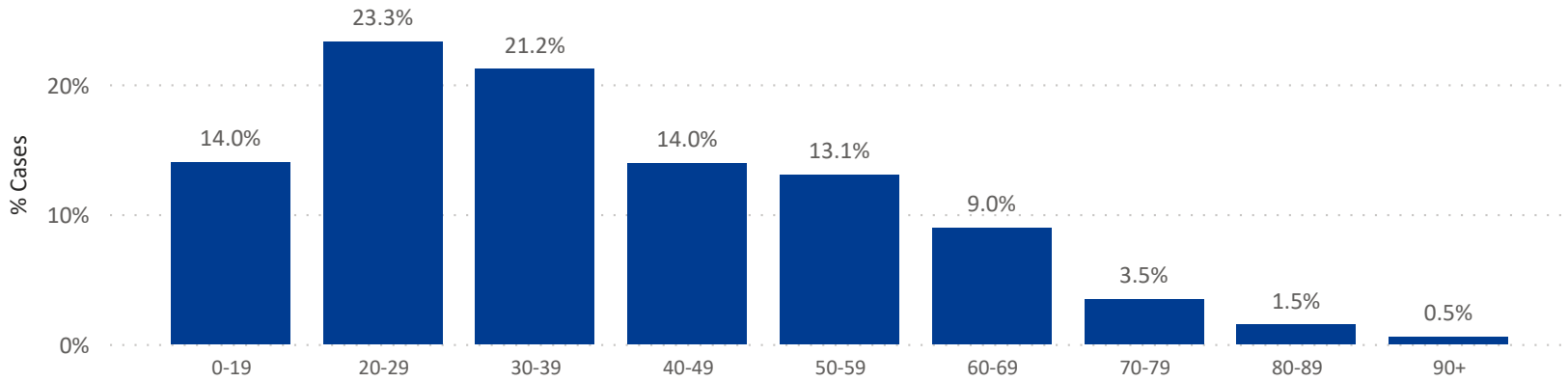


COVID-19 WATCH

Weekly Coronavirus Disease (COVID-19) Surveillance Report
Friday, December 31, 2021

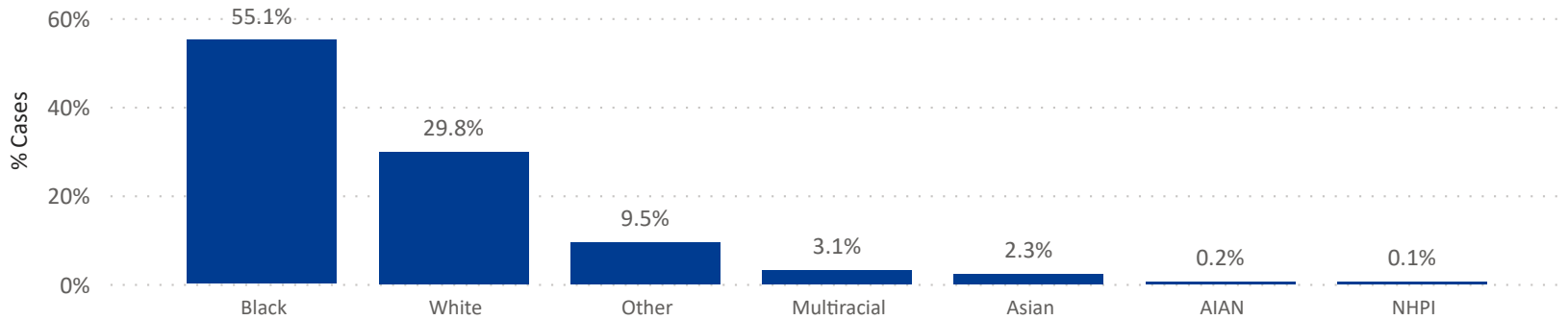
Figure 3. Weekly Case Demographics (N = 6,373)

Age

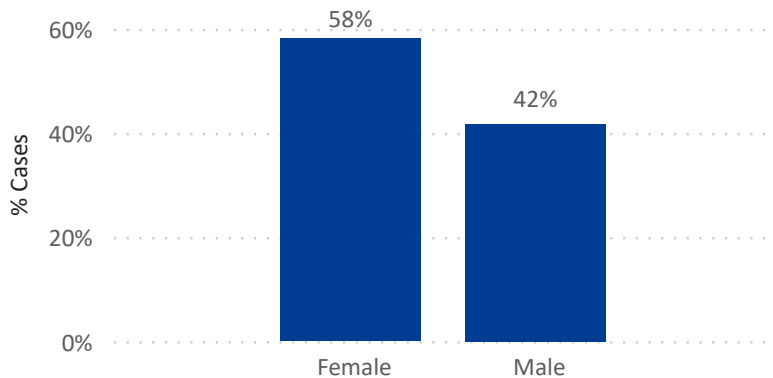


37.85 Average Age	35 Median Age	0 Minimum Age	102 Maximum Age
-----------------------------	-------------------------	-------------------------	---------------------------

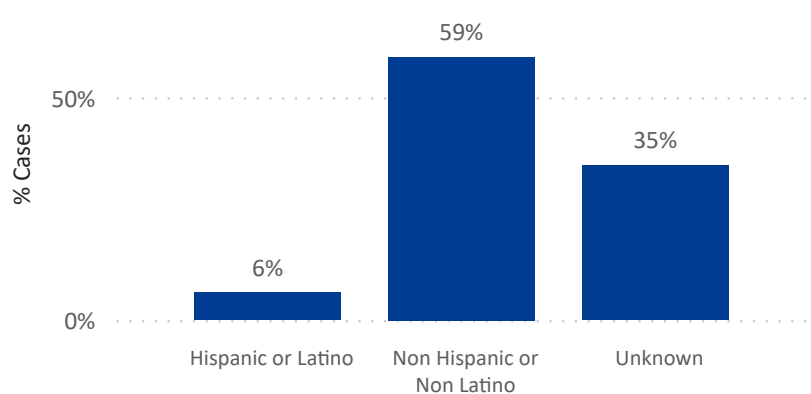
Race



Gender



Ethnicity



Cleveland Department of Public Health
75 Erievue Plaza, Floor 3
Cleveland, Ohio 44114
Office: 216-420-7743
Fax: 216-664-6159

* **AIAN** = American Indian/Alaska Native
* **NHPI** = Native Hawaiian and other Pacific Islander.
* **Age** does not include 12 cases whose ages are unknown. **Gender** does not include 40 cases whose genders are unknown.
Race does not include 688 cases whose races are unknown.



COVID-19 WATCH

Weekly Coronavirus Disease (COVID-19) Surveillance Report
Friday, December 31, 2021

Summary of Vaccinations Administered to Cleveland Residents

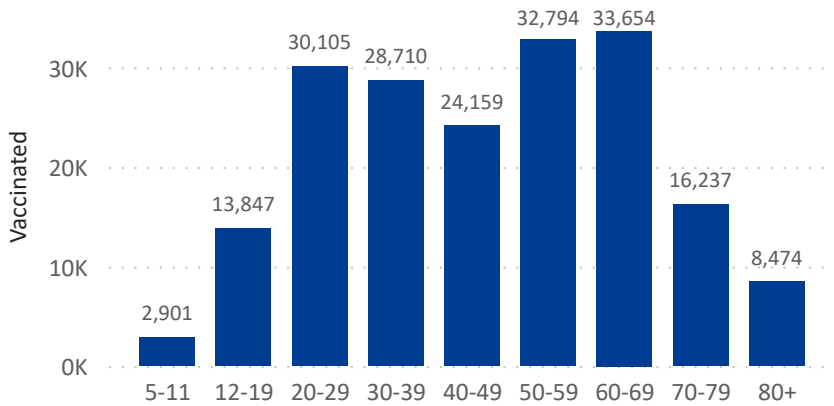
MEASURE	Clevelanders vaccinated
Completed	170,012
Started*	20,852
Total**	190,881

44.6%
Of all Cleveland residents are fully vaccinated***

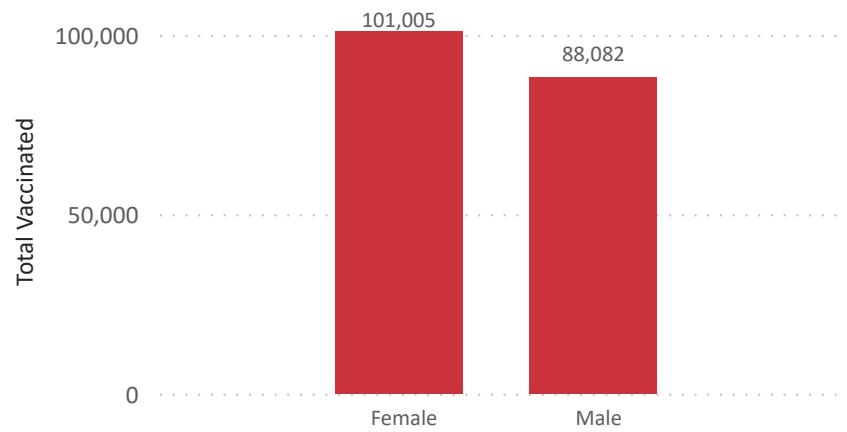
39,442
Individuals vaccinated by CDPH both Cleveland and non-Cleveland residents

Demographics of Cleveland Residents Vaccinated (N = 190,881)

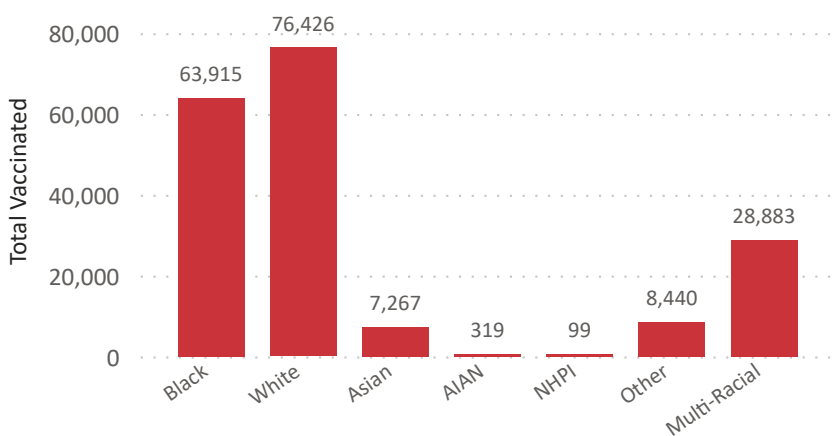
Age



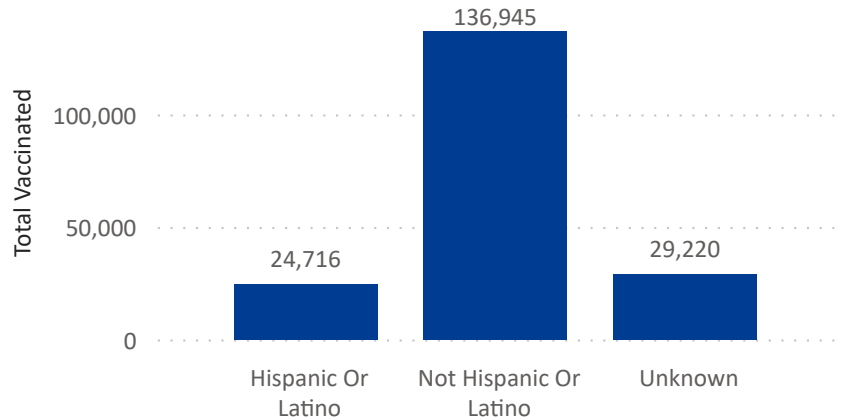
Gender



Race



Ethnicity



Cleveland Department of Public Health
75 Erievue Plaza, Floor 3
Cleveland, Ohio 44114
Office: 216-420-7743
Fax: 216-664-6159

Vaccination data are preliminary and reported as of December 29, 2021. Summaries for individuals and demographics are shown as available and may not include all individuals vaccinated at the time of reporting. Data presented this reporting week are subject to change. Unknown data is not shown for age, gender or race.
AIAN = American Indian or Alaska Native, **NHPI** = Native Hawaiian or Pacific Islander
 * **Started** vaccinations include those who have received the initial dose of a SARS-CoV-2 vaccination series.
 ** 17 Cleveland residents received an unspecified SARS-CoV-2 vaccine; these individuals' vaccination statuses are unknown.
 *** Calculated based on estimated 380,989 Cleveland population from American Community Survey 2019 1-year estimates.