



COVID-19 WATCH

Weekly Coronavirus Disease (COVID-19) Surveillance Report
Friday, June 10, 2022

Report Contents

Page 1: Key Findings

Pages 2-3: Overview & Summary

Pages 4-7: Case Demographics

Pages 8-9: Vaccine Demographics

Pages 10-11: Booster Demographics

Pages 12-13: Hospitalization Metrics

Page 14: Death Metrics

Pages 15-17: City vs County Trends

Page 18: Metadata

If you have questions concerning the information in this report, email us at covidreport@clevelandohio.gov

Cleveland Department of Public Health
75 Erieview Plaza, Floor 3
Cleveland, Ohio 44114
Office: 216-420-7743
Fax: 216-664-6159

The purpose of the COVID-19 Watch is to summarize the coronavirus surveillance in the City of Cleveland, Ohio. This summary report reflects the period starting from February 15, 2020 until June 4, 2022.

What Matters Most

1. Cleveland COVID-19 cases held steady during the week of May 29th, with 462 new cases and a rate of 121 new cases per 100,000 residents. This is 5th consecutive week with high transmission in Cleveland. The true number of cases is likely much greater than is reported here, due to the fact that many positive home tests are not be reported to the health department.

2. According to the CDC, Cuyahoga County's COVID-19 Community Level moved from *medium* to *high* during the week of May 26th with 11.9 COVID-19 hospitalizations per 100,000 residents. As of June 7th, that level remains *high*. COVID-19 Community Levels are based on the number of new hospital admissions due to COVID-19, the percentage of hospital beds occupied by COVID-19 patients, and the number of new cases. CDPH and the CDC recommend staying up-to-date with vaccination, and getting tested if you have symptoms. If you are at high risk for severe illness, consult with your doctor about additional precautions.

3. This past week, 401 residents received a COVID-19 booster shot. Overall, 48.3% (51.5% of those eligible) of Cleveland residents have completed a primary vaccination series (two doses of Moderna or Pfizer-BioNTech OR one dose of Johnson & Johnson) and 23.5% (26.7% of those eligible) received their booster shot. Children ages 5-11 are now eligible to receive a Pfizer-BioNTech booster dose.

4. There were 26 COVID-19 hospitalizations during the week of May 29th. Vaccination and booster shots remain the best protection from severe illness, hospitalization, and death. COVID-19 vaccine, second does, and/or boosters can be scheduled by calling 216-664-2222 or visiting gettheshot.coronavirus.gov.

5. Many COVID-19 cases are going unreported due to several factors, including people testing at home and asymptomatic infections. If you think you may have been exposed, consider getting tested even if you don't have symptoms. If you get a positive result on a home test, please report the result to CDPH at 216-664-3747.



COVID-19 WATCH

Weekly Coronavirus Disease (COVID-19) Surveillance Report
Friday, June 10, 2022

COVID-19 Summary

MEASURE	TOTAL	CONFIRMED	PROBABLE
Cases	84,416	75,357	9,059
Deaths*	988	906	82
Hospitalizations	5,238	5,194	44

Weekly Summary

MEASURE	TOTAL	CONFIRMED	PROBABLE
Cases	462	407	55
Hospitalizations	26	26	0

Vaccine Summary**

MEASURE	TOTAL
Boosted	89,726
Completed	184,096
Individuals vaccinated by CDPH***	43,055
Total residents who received any dose	206,094

Cleveland Department of Public Health
75 Erieview Plaza, Floor 3
Cleveland, Ohio 44114
Office: 216-420-7743
Fax: 216-664-6159

*Final cause of death can take weeks to determine and so the number of deaths in the previous weeks are subject to change as more information is reported from ODH.

**Vaccine data were exported from the DataOhio Portal on June 7, 2022. Vaccination summaries include vaccinations administered to Cleveland residents by any supplier. In CDPH data reporting, individuals are counted in every group of which they meet the criteria. For example, a Cleveland resident who has completed a primary series and received a booster will be included in the counts of each group. Please note, the criteria to have "Completed a Primary Series" differs for individuals who are moderately to severely immunocompromised.

*** Includes both Cleveland residents and non-residents.

Note: See page 18 for "Confirmed" and "Probable" case definitions.



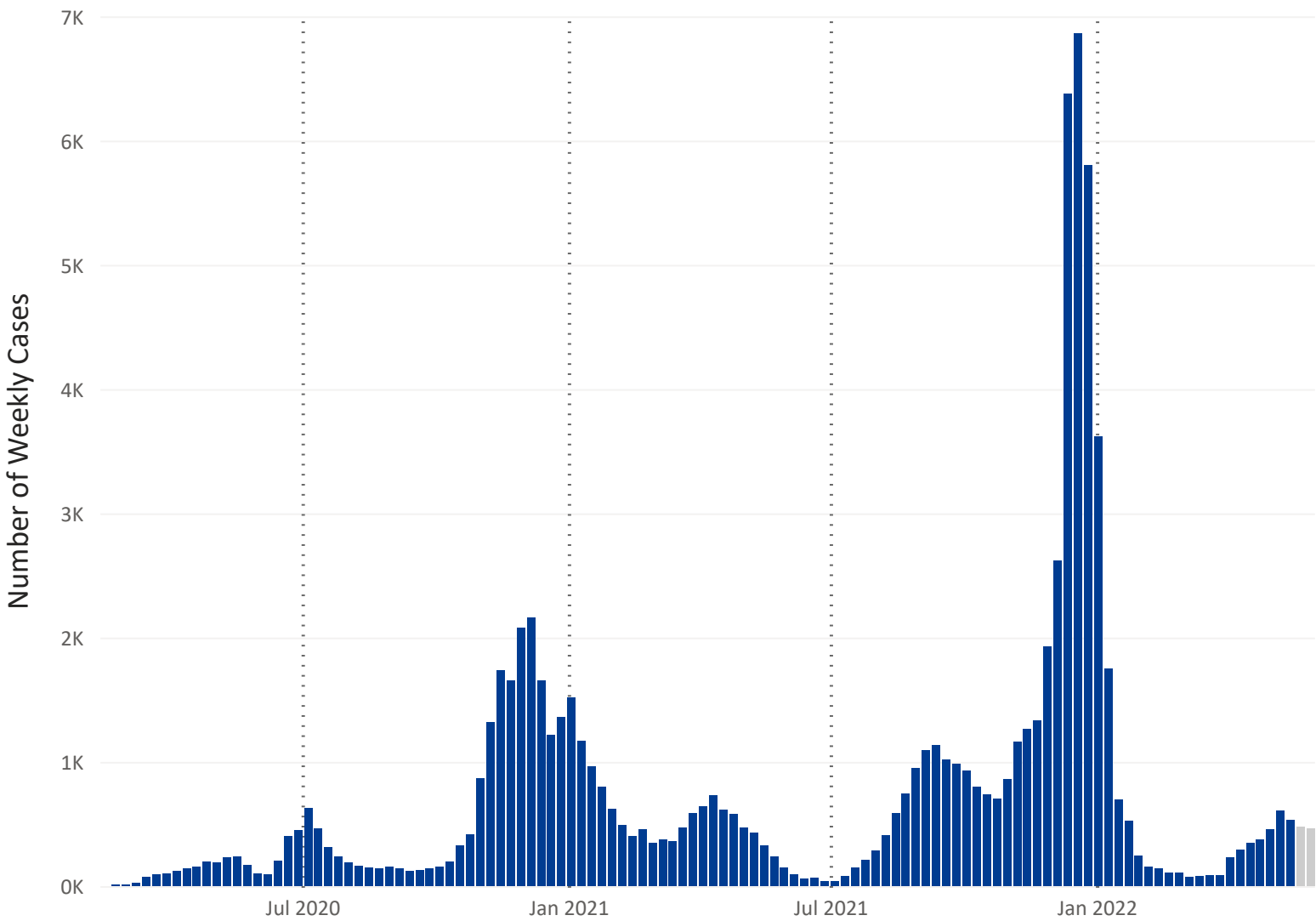
COVID-19 WATCH

Weekly Coronavirus Disease (COVID-19) Surveillance Report

Friday, June 10, 2022

Total Cases by Specimen Collection Date as of June 4, 2022

Figure 1. City of Cleveland COVID-19 Total Cases by Reporting Week (Feb 15, 2020 - Jun 04, 2022) (based on 84,415 cases)



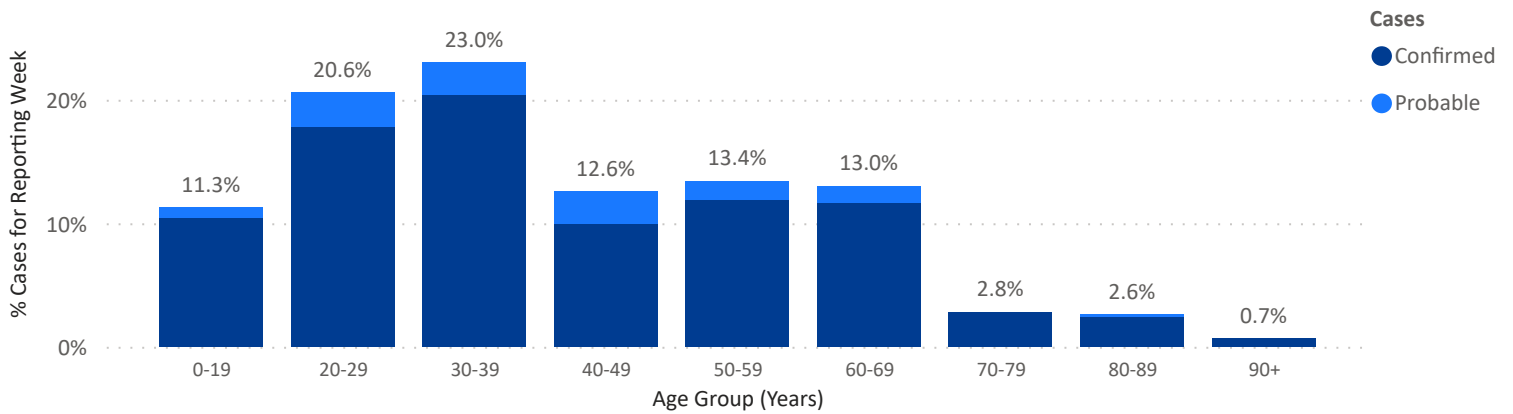


COVID-19 WATCH

Weekly Coronavirus Disease (COVID-19) Surveillance Report
Friday, June 10, 2022

Cases by Age Group

Figure 2. Reporting Week City of Cleveland COVID-19 Cases by Age (May 29, 2022 - Jun 04, 2022) (based on 461 cases)



39.92

Average Age

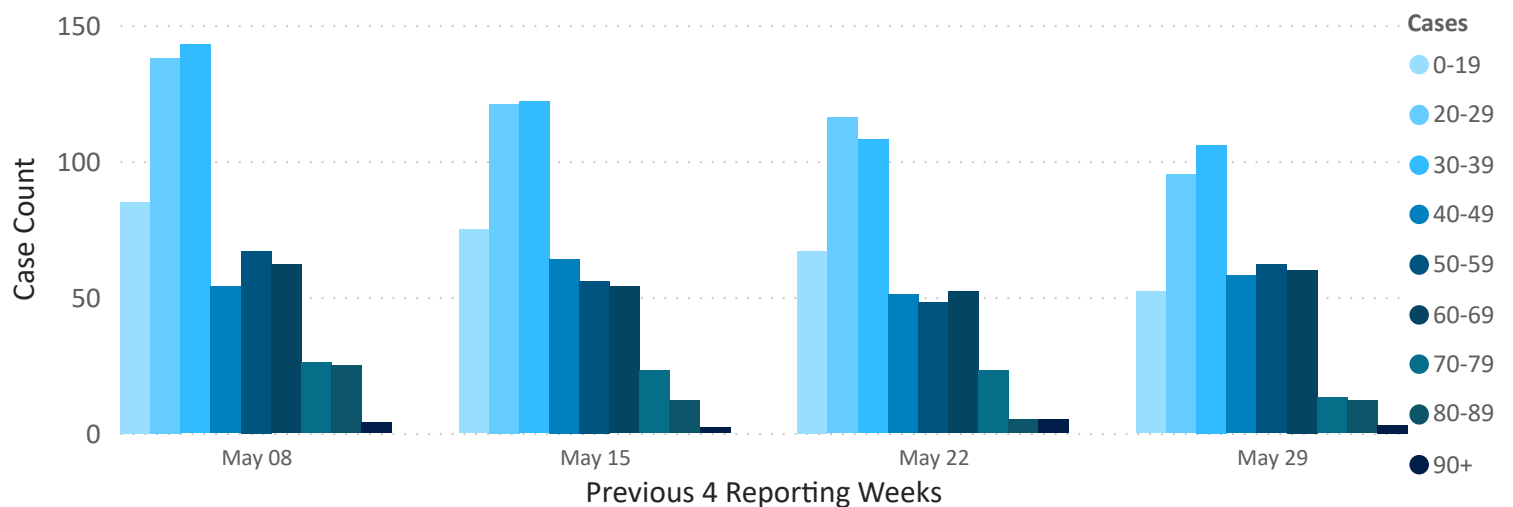
0

Min Age

95

Max Age

Figure 3. COVID-19 Cases in City of Cleveland by Age (May 08, 2022 - Jun 04, 2022) (based on 2,069 cases)



38.66

Average Age

0

Min Age

101

Max Age

Cleveland Department of Public Health
75 Erievue Plaza, Floor 3
Cleveland, Ohio 44114
Office: 216-420-7743
Fax: 216-664-6159

Note: Figure 2 does not include 1 case whose age is unknown. Figure 3 does not include 3 cases whose age is unknown. See page 18 for "Confirmed" and "Probable" case definitions.



COVID-19 WATCH

Weekly Coronavirus Disease (COVID-19) Surveillance Report
Friday, June 10, 2022

Cases by Gender

Figure 4. Reporting Week City of Cleveland COVID-19 Cases by Gender (May 29, 2022 - Jun 04, 2022) (based on 457 cases)

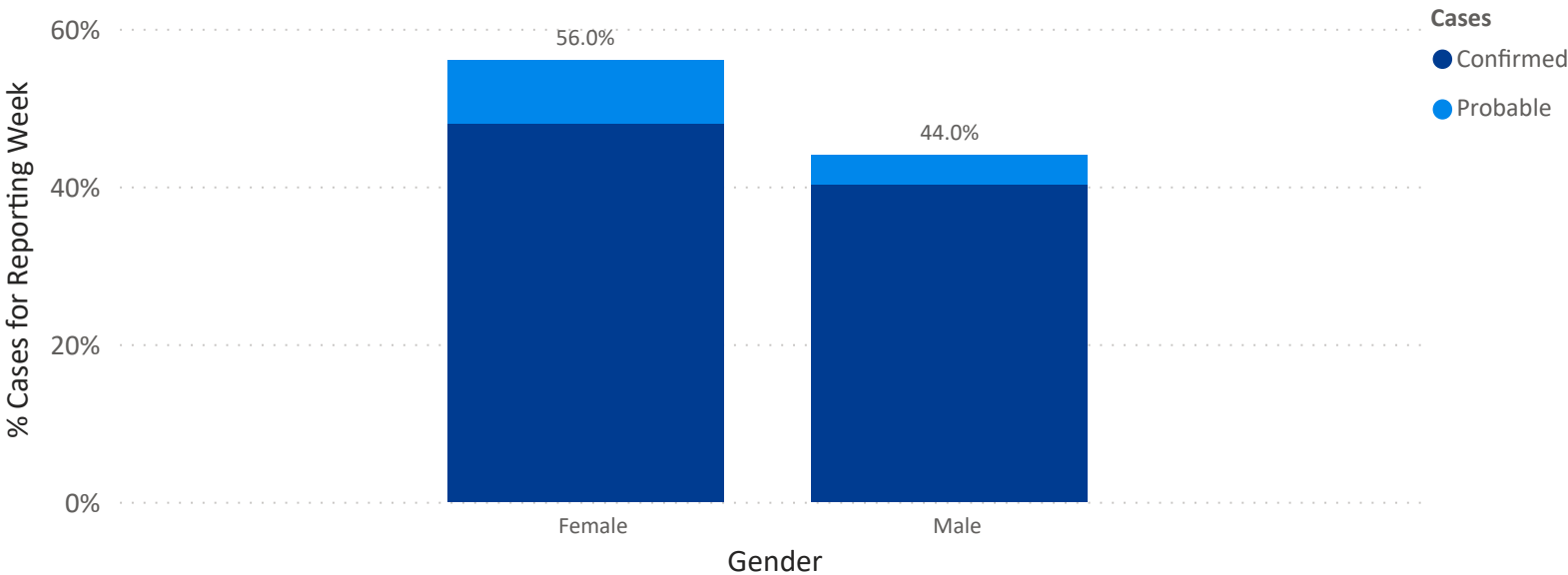
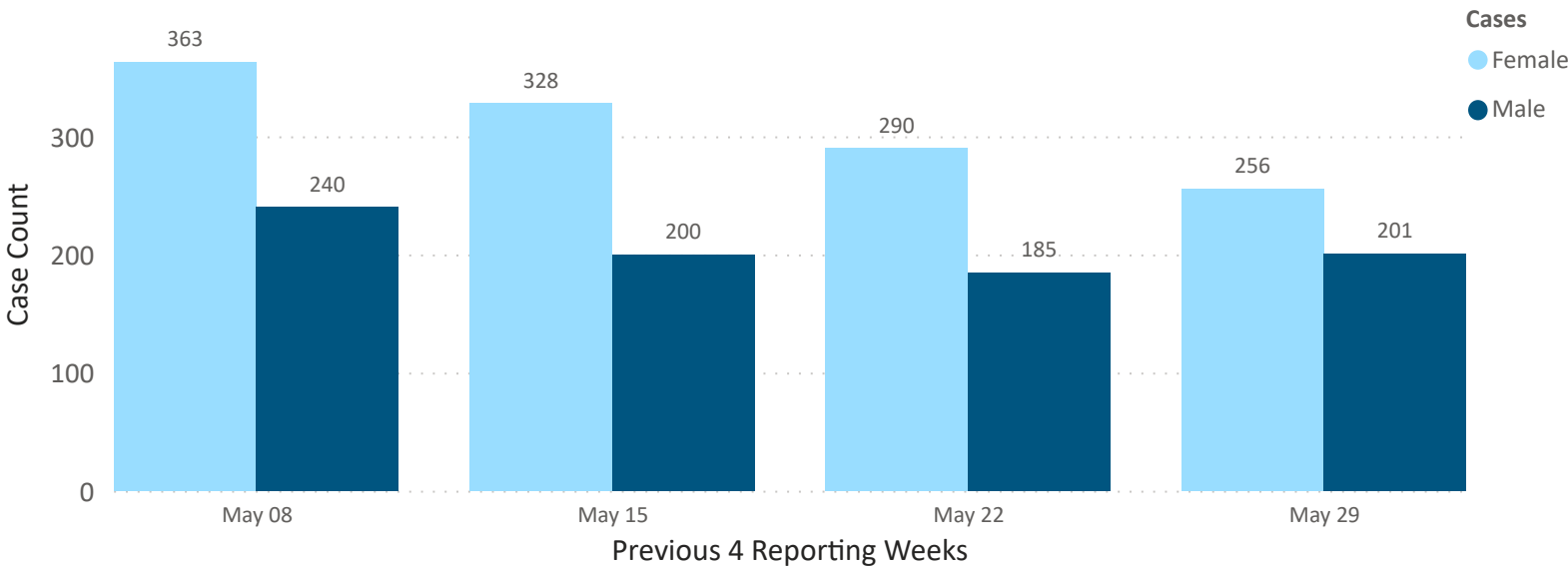


Figure 5. COVID-19 Cases in City of Cleveland by Gender (May 08, 2022 - Jun 04, 2022) (based on 2,063 cases)



Cleveland Department of Public Health
75 Erieview Plaza, Floor 3
Cleveland, Ohio 44114
Office: 216-420-7743
Fax: 216-664-6159

Note: [Figure 4](#) does not include 5 case whose sex is unknown. [Figure 5](#) does not include 9 cases whose sex is unknown.



COVID-19 WATCH

Weekly Coronavirus Disease (COVID-19) Surveillance Report
Friday, June 10, 2022

Cases by Race

Figure 6. Reporting Week City of Cleveland COVID-19 Cases by Race (May 29, 2022 - Jun 04, 2022) (based on 390 cases)

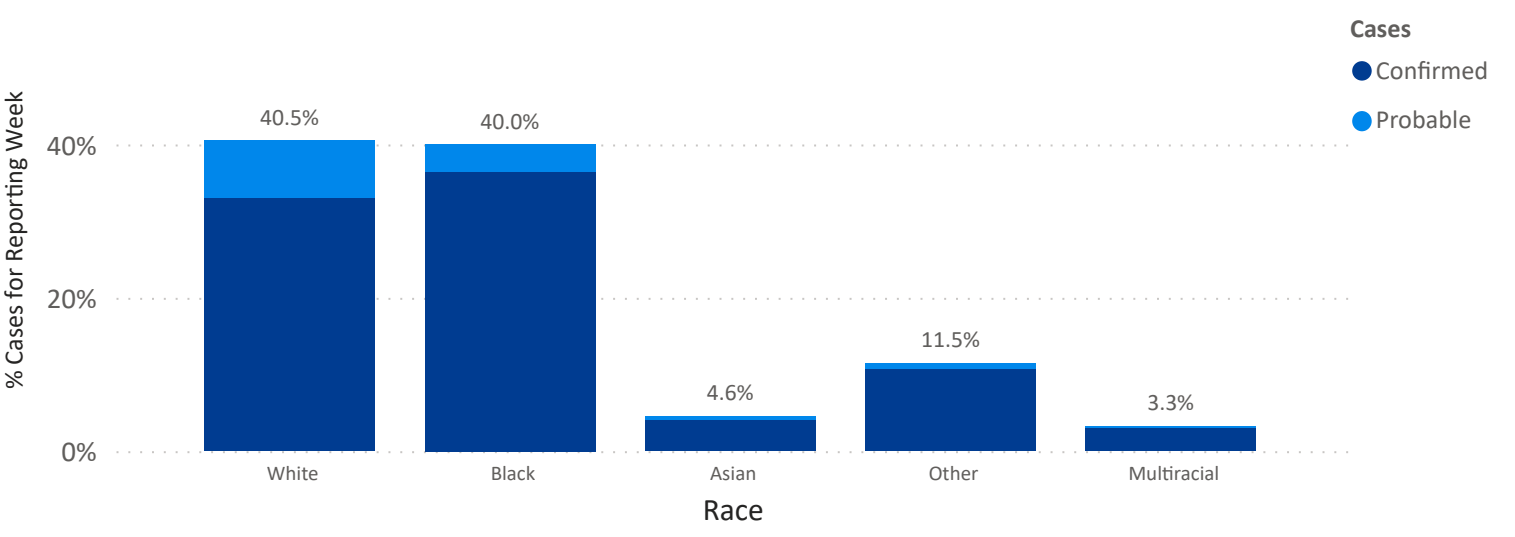
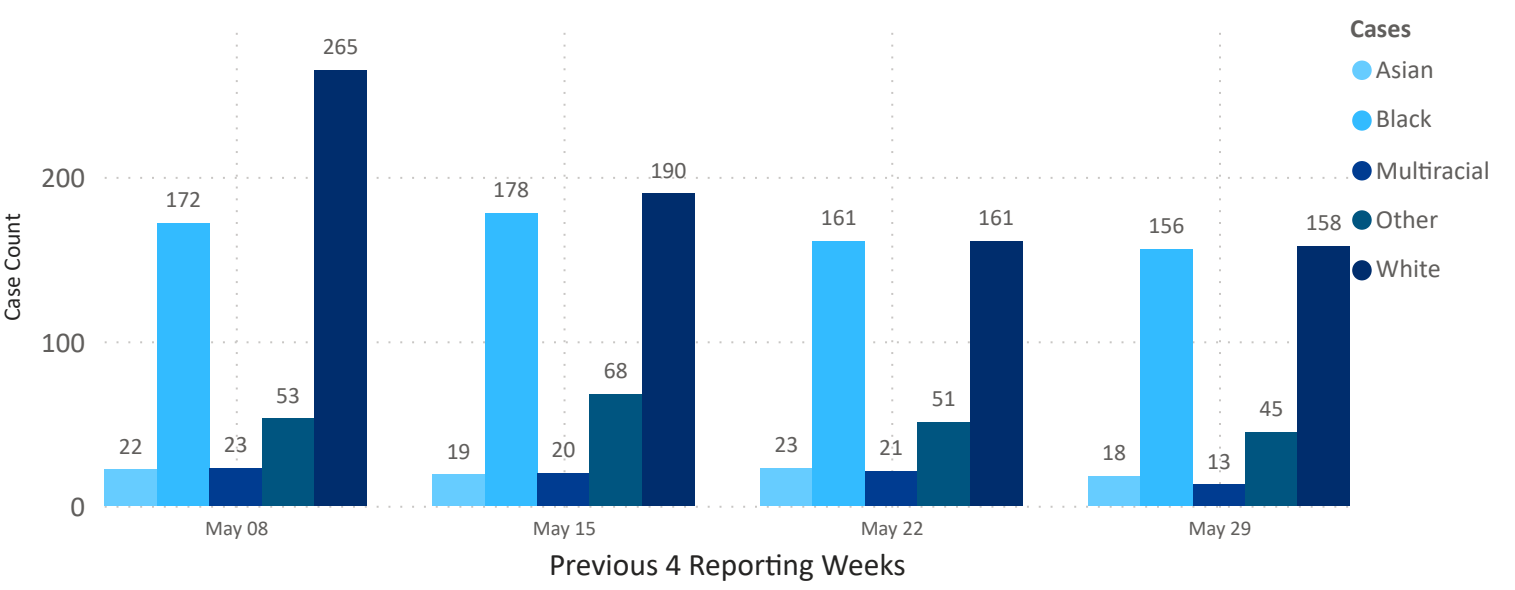


Figure 7. COVID-19 Cases in City of Cleveland by Race (May 08, 2022 - Jun 04, 2022) (based on 1,817 cases)



Cleveland Department of Public Health
75 Erieview Plaza, Floor 3
Cleveland, Ohio 44114
Office: 216-420-7743
Fax: 216-664-6159

Note: Figure 6 does not include 72 cases with unknown races. Figure 7 does not include 255 cases with unknown races. American Indian/Alaska Native and Native Hawaiian/Pacific Islander are included under Other races.



COVID-19 WATCH

Weekly Coronavirus Disease (COVID-19) Surveillance Report
Friday, June 10, 2022

Cases by Ethnicity

Figure 8. Reporting Week City of Cleveland COVID-19 Cases by Ethnicity (May 29, 2022 - Jun 04, 2022) (based on 462 cases)

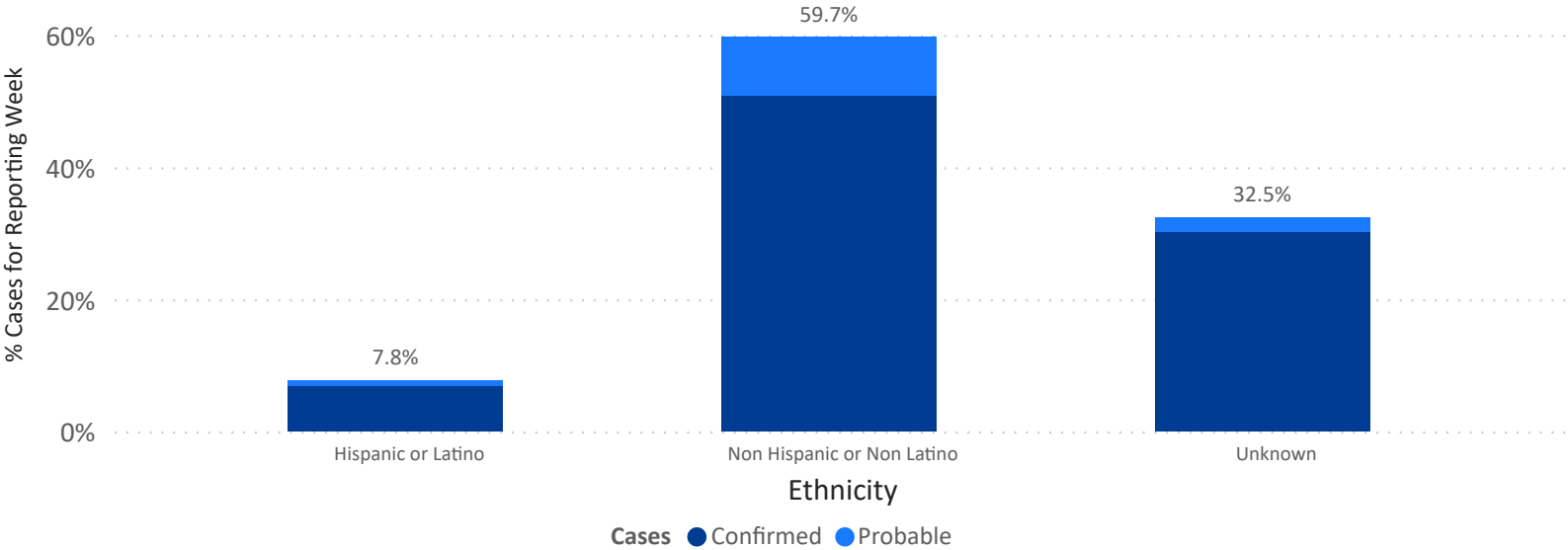
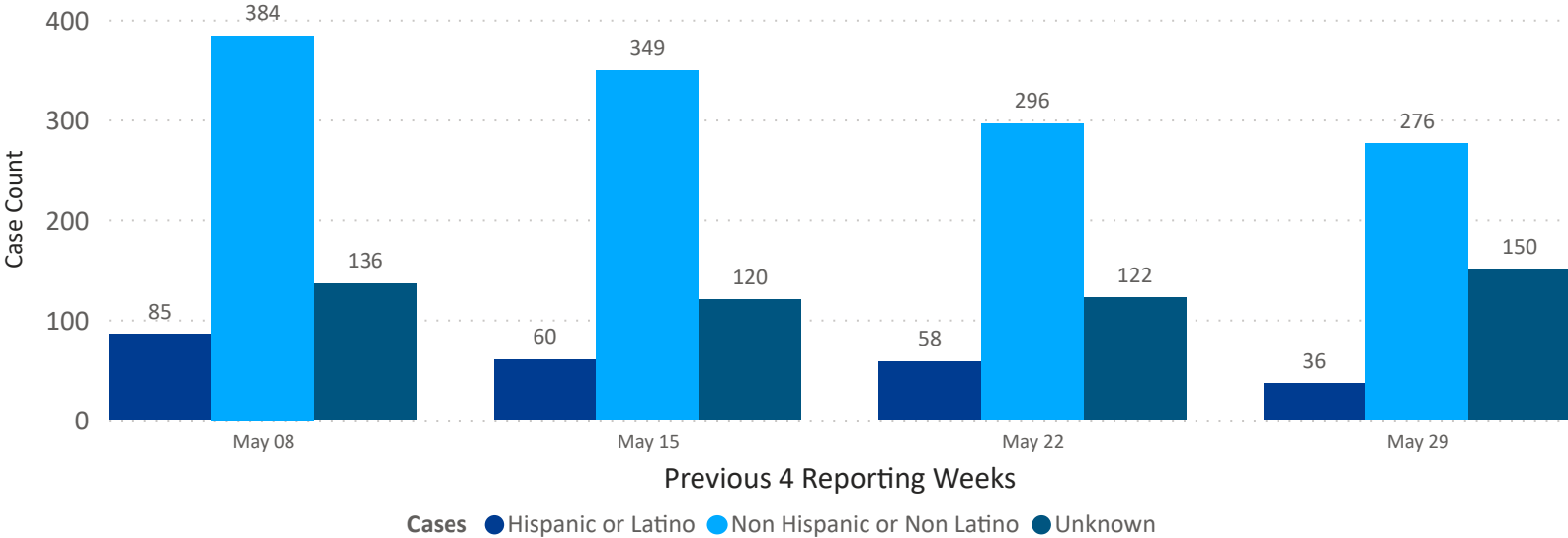


Figure 9. COVID-19 Cases in City of Cleveland by Ethnicity (May 08, 2022 - Jun 04, 2022) (based on 2,072 cases)





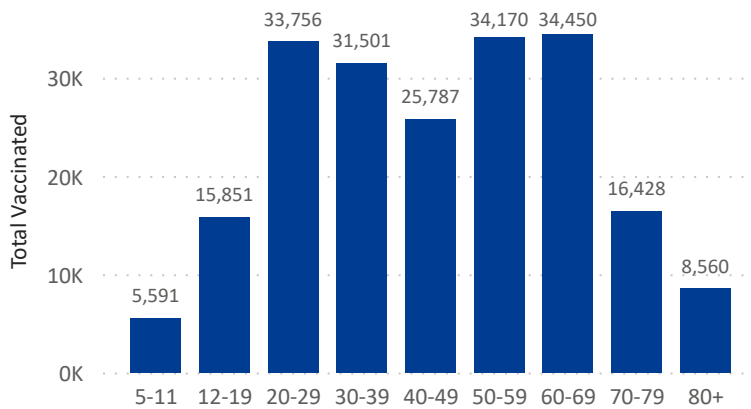
COVID-19 WATCH

Weekly Coronavirus Disease (COVID-19) Surveillance Report
Friday, June 10, 2022

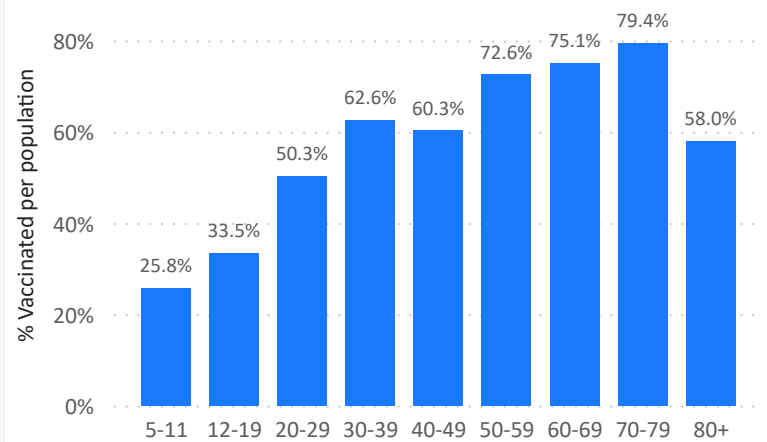
Demographics of Cleveland Residents who have received any dose of vaccine through June 4, 2022

Age Groups

Number of Vaccinated Cleveland Residents by Age Group (based on 206,094 residents)

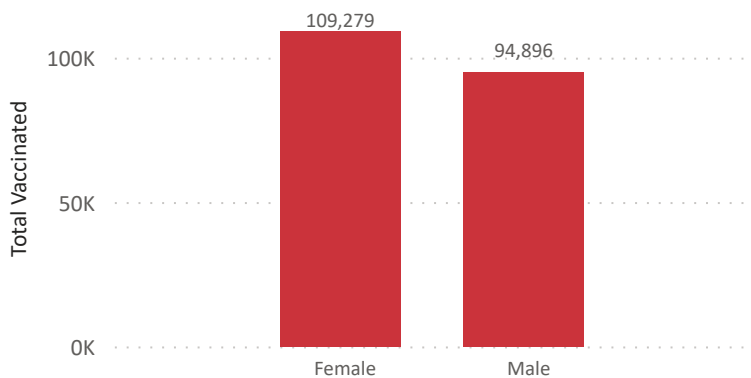


% of Cleveland Residents Vaccinated per Age Group

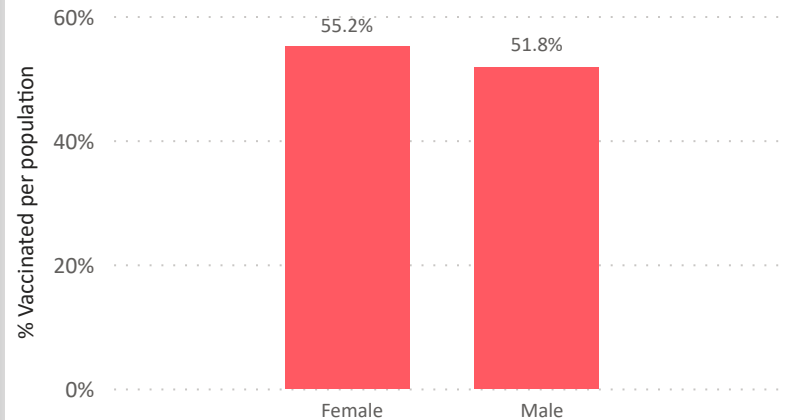


Sex

Number of Vaccinated Cleveland Residents by Sex (based on 204,175 residents)



% of Cleveland Residents Vaccinated per Sex



Cleveland Department of Public Health

75 Erieview Plaza, Floor 3
Cleveland, Ohio 44114
Office: 216-420-7743
Fax: 216-664-6159

The total Cleveland population of 380,989 along with the age, race, sex, and ethnicity data are estimates reported by the US Census Bureau 2019. There are no estimates for "Unknown" or "Other" sex and age groups, so percent of population cannot be calculated for these groups. Data for % Vaccinated out of total population graphs can be read, for example, "79.4 % of the 70-79 year old population in Cleveland have received at least one dose of the COVID-19 vaccine". Sex graph does not include 1,856 "unknown" and 63 "other".

These graphs represent Cleveland residents who received any dose of a COVID-19 vaccine.



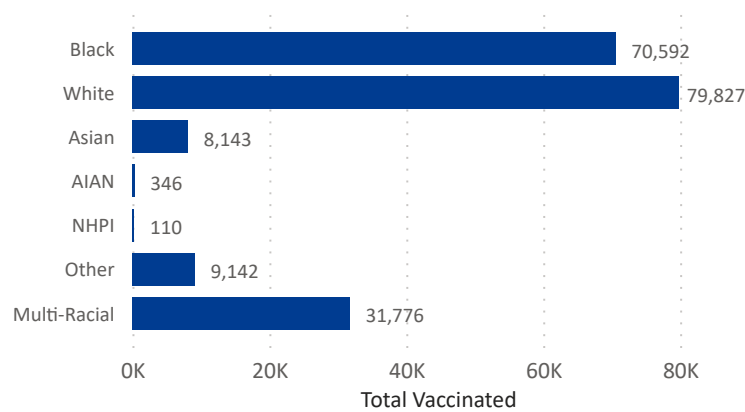
COVID-19 WATCH

Weekly Coronavirus Disease (COVID-19) Surveillance Report
Friday, June 10, 2022

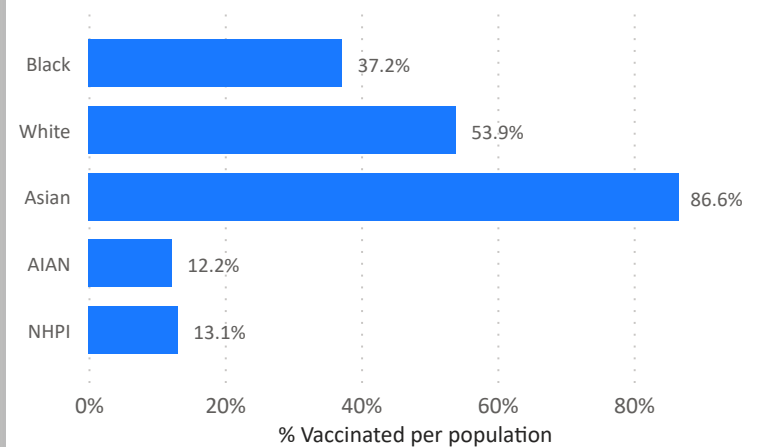
Demographics of Cleveland Residents who have received any dose of vaccine through June 4, 2022

Race

Number of Vaccinated Cleveland Residents by Race (based on 199,936 residents)

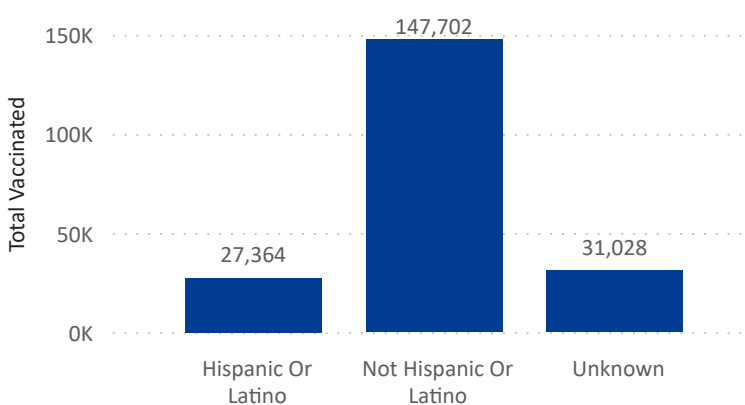


% of Cleveland Residents Vaccinated per Race Population

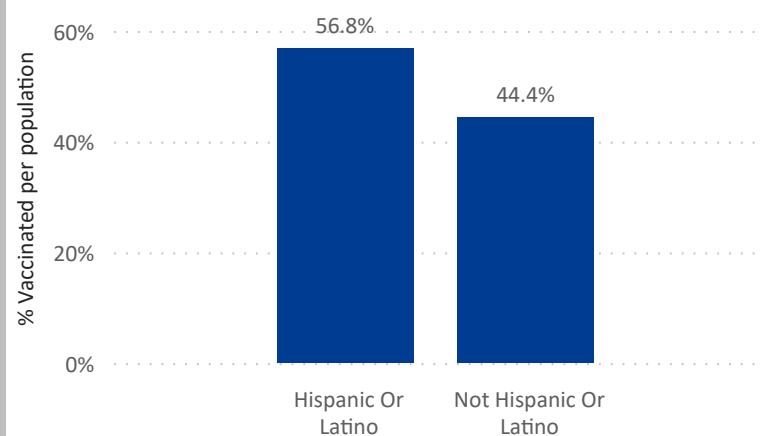


Ethnicity

Number of Vaccinated Cleveland Residents by Ethnicity (based on 206,094 residents)



% of Cleveland Residents Vaccinated per Ethnicity



Cleveland Department of Public Health

75 Erieview Plaza, Floor 3
Cleveland, Ohio 44114
Office: 216-420-7743
Fax: 216-664-6159

The total Cleveland population of 380,989 along with the age, race, sex, and ethnicity data are estimates reported by the US Census Bureau 2019. There are no population estimates for "Unknown" and "Other" race and ethnicity categories, so % population cannot be calculated for these groups. AIAN = American Indian/Alaska Native; NHPI = Native Hawaiian/Pacific Islander. Other race does not include two or more races. Race graph does not include 6,158 unknown race. These graphs represent Cleveland residents who received any dose of a COVID-19 vaccine.



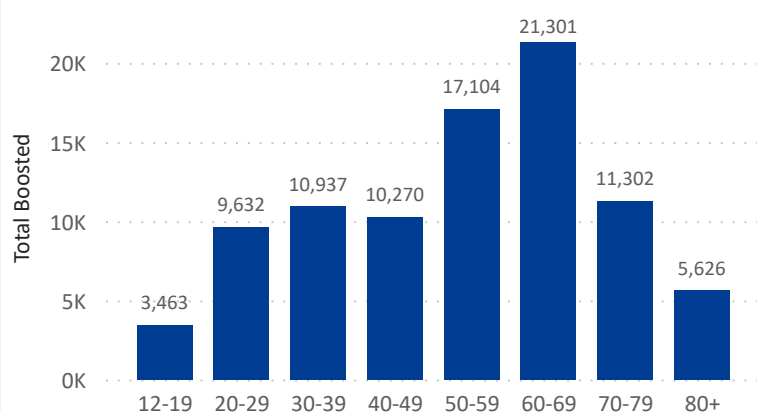
COVID-19 WATCH

Weekly Coronavirus Disease (COVID-19) Surveillance Report
Friday, June 10, 2022

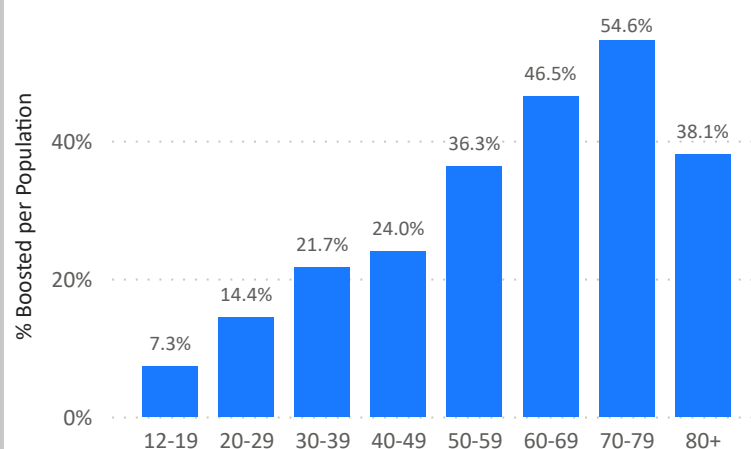
Demographics of Cleveland Residents who received a booster dose through June 4, 2022

Age Groups

Number of Boosted Cleveland Residents by Age Group (based on 89,635 residents)

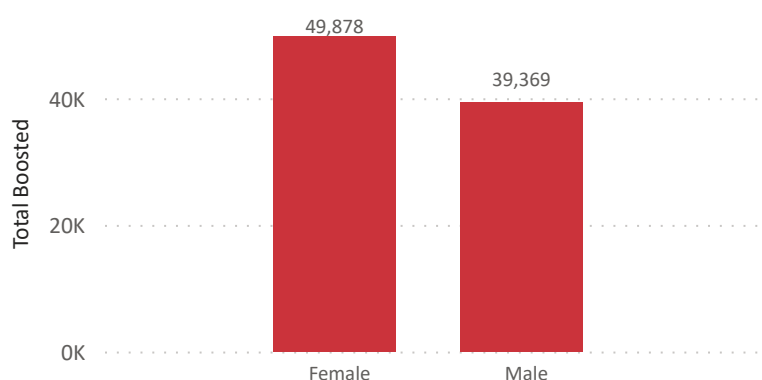


% of Cleveland Residents Boosted by Age Group

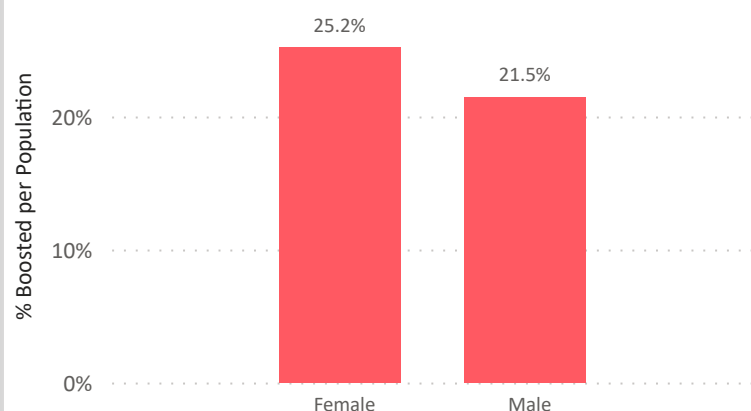


Sex

Number of Boosted Cleveland Residents by Sex (based on 89,247 residents)



% of Cleveland Residents Boosted per Sex



Cleveland Department of Public Health
75 Erieview Plaza, Floor 3
Cleveland, Ohio 44114
Office: 216-420-7743
Fax: 216-664-6159

The total Cleveland population of 380,989 along with the age, race, sex, and ethnicity data are estimates reported by the US Census Bureau 2019. There are no estimates for "Unknown" or "Other" sex and age groups, so percent of population cannot be calculated for these groups. Data for % boosted out of total population graphs can be read as, for example, "38.0% of the 80+ year old population in Cleveland have received their booster dose". Sex graph does include 458 "Unknown" and 21 "Other". These graphs represent Cleveland residents who received a booster dose. Boosted % represents number of people who received their booster dose among the population of that group.



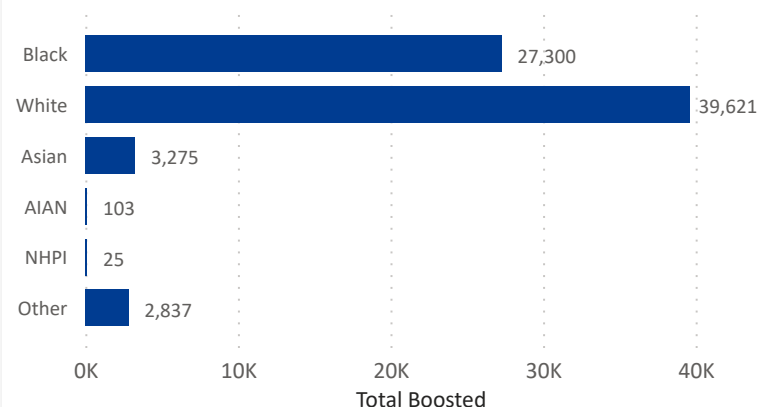
COVID-19 WATCH

Weekly Coronavirus Disease (COVID-19) Surveillance Report
Friday, June 10, 2022

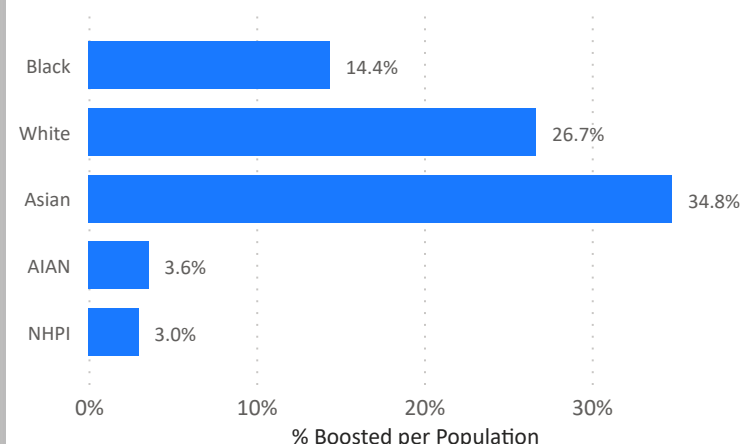
Demographics of Cleveland Residents who received a booster dose through June 4, 2022

Race

Number of Boosted Cleveland Residents by Race (based on 73,161 residents)

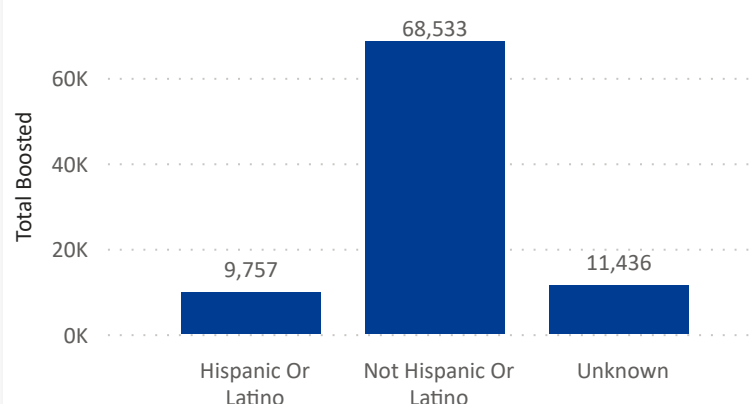


% of Cleveland Residents Boosted per Race Population

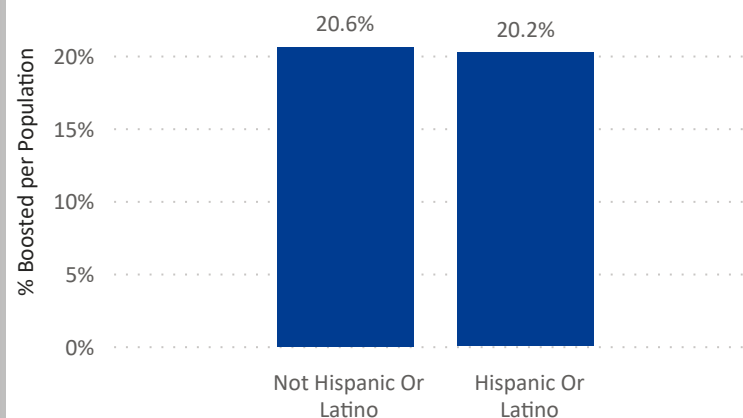


Ethnicity

Number of Boosted Cleveland Residents by Ethnicity (based on 89,726 residents)



% of Cleveland Residents Boosted per Ethnicity



Cleveland Department of Public Health
75 Erievue Plaza, Floor 3
Cleveland, Ohio 44114
Office: 216-420-7743
Fax: 216-664-6159

The total Cleveland population of 380,989 along with the age, race, sex, and ethnicity data are estimates reported by the US Census Bureau 2019. There are no population estimates for "Unknown" and "Other" race and ethnicity categories, so % population cannot be calculated for these groups. AIAN = American Indian/Alaska Native; NHPI = Native Hawaiian/Pacific Islander. Other race does not include two or more races. Race graph does not include 14,912 multi-racial and 1,653 unknown race.

These graphs represent Cleveland residents who received a booster dose. Booster % represents number of people who received their booster dose among the population of that group.

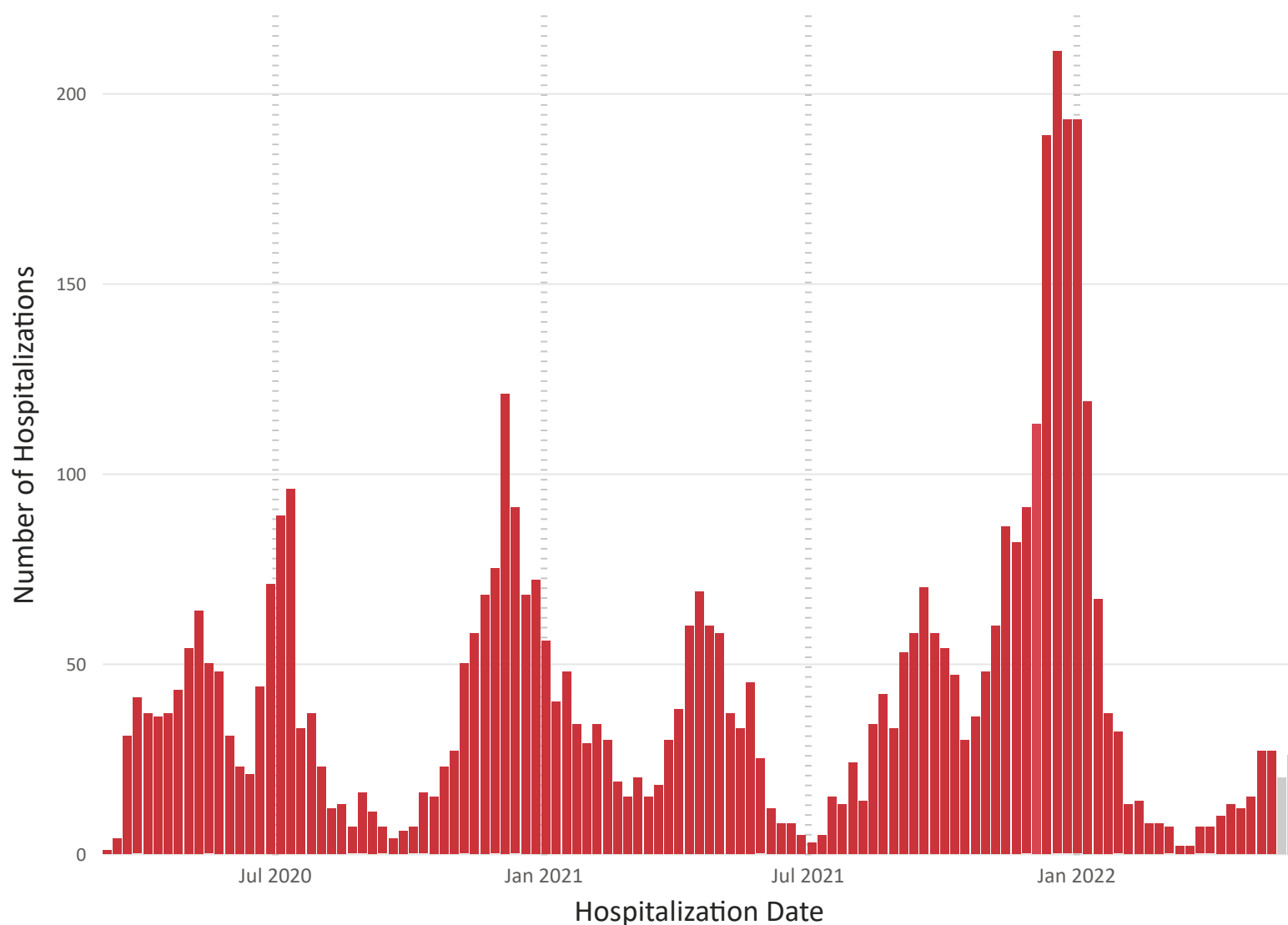


COVID-19 WATCH

Weekly Coronavirus Disease (COVID-19) Surveillance Report
Friday, June 10, 2022

Hospitalization by Admission Date

Figure 10. City of Cleveland COVID-19 Hospitalizations by Reporting Week (Feb 15, 2020 - Jun 04, 2022) (based on 4,855 cases)



Cleveland Department of Public Health
75 Erievue Plaza, Floor 3
Cleveland, Ohio 44114
Office: 216-420-7743
Fax: 216-664-6159

* As of February 12, 2021, hospitalization counts are shown in the present report by hospital admission date. Prior to this date, they had been shown by test date.

* Hospitalization data is preliminary and will be updated in subsequent weeks due to reporting delays.

Note: Figure 10 does not include 382 cases for whom hospital admission date is unknown and 1 case with an admission date prior to February 15, 2020.



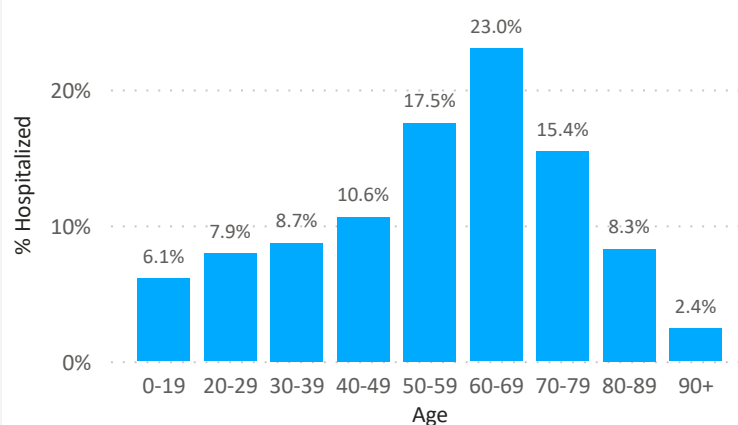
COVID-19 WATCH

Weekly Coronavirus Disease (COVID-19) Surveillance Report
Friday, June 10, 2022

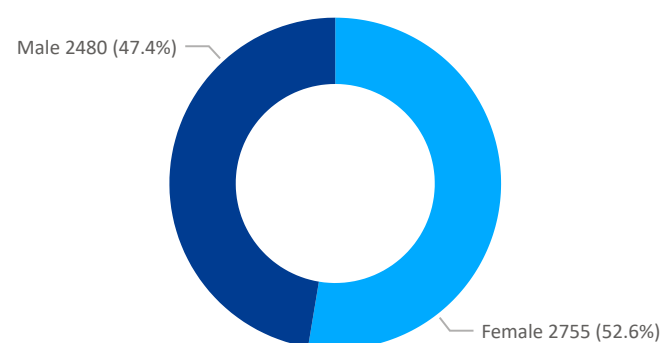
Total Hospitalizations

Figure 11. City of Cleveland COVID-19 Hospitalizations by Demographics (Feb 15, 2020 - Jun 04, 2022) (based on 5,238 cases)

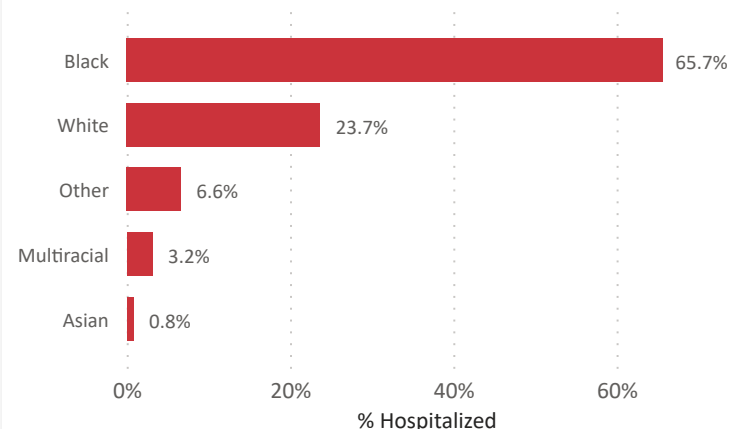
By Age



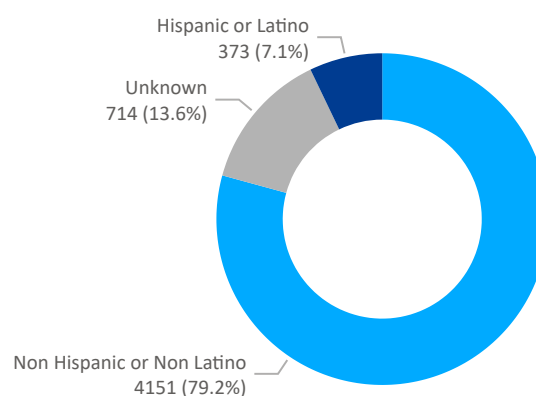
By Gender



By Race



By Ethnicity





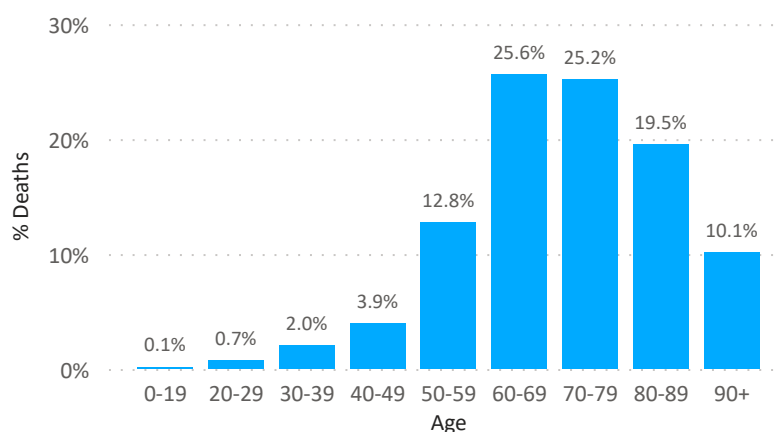
COVID-19 WATCH

Weekly Coronavirus Disease (COVID-19) Surveillance Report
Friday, June 10, 2022

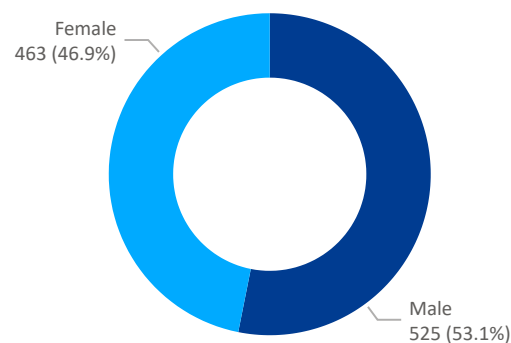
Total Deaths

Figure 12. City of Cleveland COVID-19 Deaths by Demographics (Feb 15, 2020 - Jun 04, 2022) (based on 988 cases)

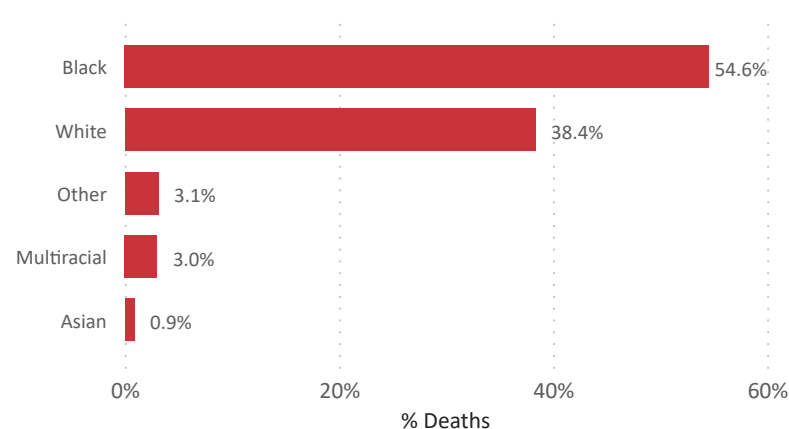
By Age



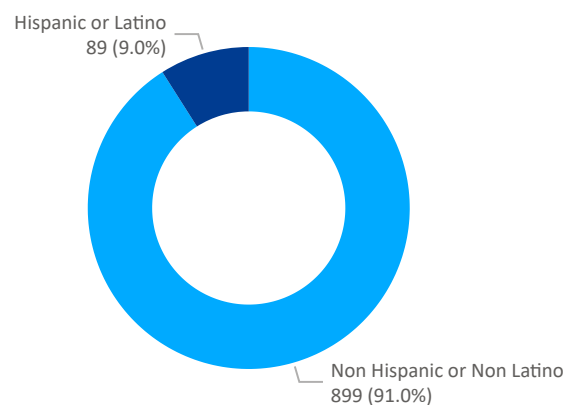
By Gender



By Race



By Ethnicity



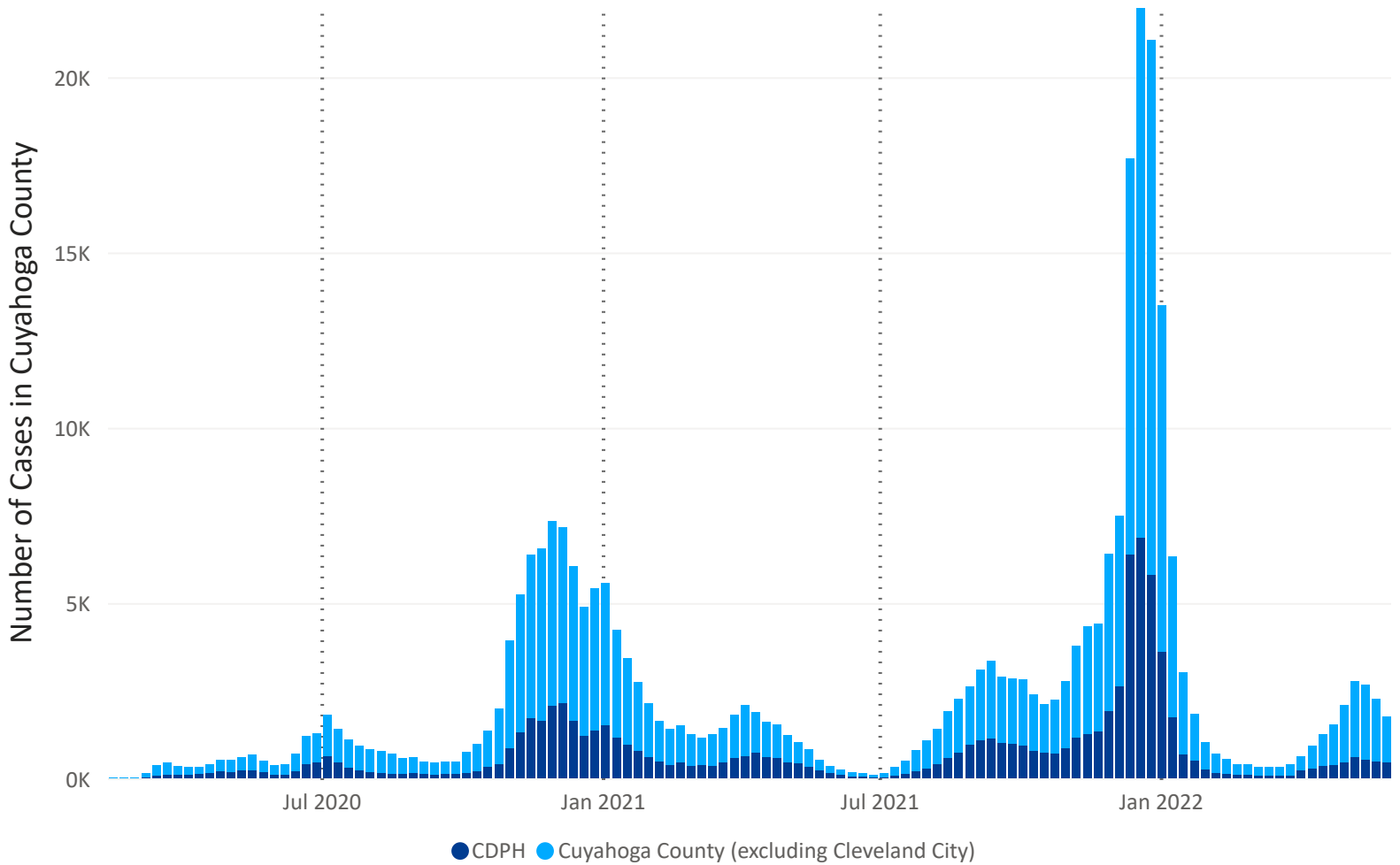


COVID-19 WATCH

Weekly Coronavirus Disease (COVID-19) Surveillance Report
Friday, June 10, 2022

City vs. County Comparisons—Total Number of Cases

Figure 13. Comparison of Total Number of Cases Between the City of Cleveland & Cuyahoga County, Reported Weekly (Feb 15, 2020 - Jun 04, 2022)



84,416

Total Case in Cleveland City

286,648

Total Cases in Cuyahoga County

29.5 %

of Cuyahoga County Cases in Cleveland City

Cleveland Department of Public Health
75 Erievue Plaza, Floor 3
Cleveland, Ohio 44114
Office: 216-420-7743
Fax: 216-664-6159

Note: According to the US Census Bureau, the City of Cleveland represents 31% of the Cuyahoga County population.

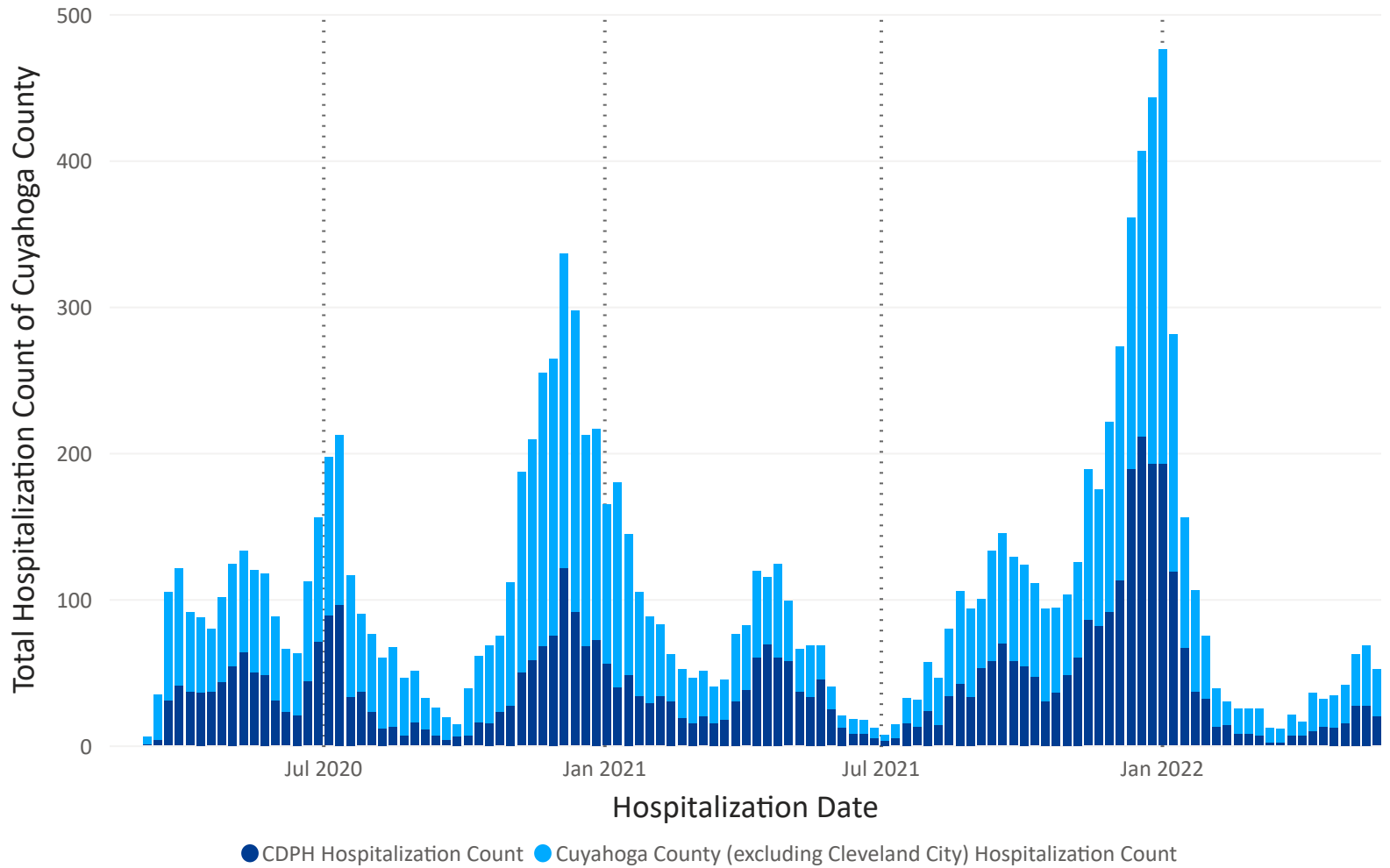


COVID-19 WATCH

Weekly Coronavirus Disease (COVID-19) Surveillance Report
Friday, June 10, 2022

City vs. County Comparisons—Hospitalization Count

Figure 14. Comparison of Hospitalization Counts Between the City of Cleveland & Cuyahoga County, Reported Weekly (Feb 15, 2020 - Jun 04, 2022)



5,238

Total Hospitalizations in Cleveland City

13,110

Total Hospitalizations in Cuyahoga County

39.9%

of Cuyahoga County Hospitalizations
in Cleveland City

Cleveland Department of Public Health
75 Erieview Plaza, Floor 3
Cleveland, Ohio 44114
Office: 216-420-7743
Fax: 216-664-6159

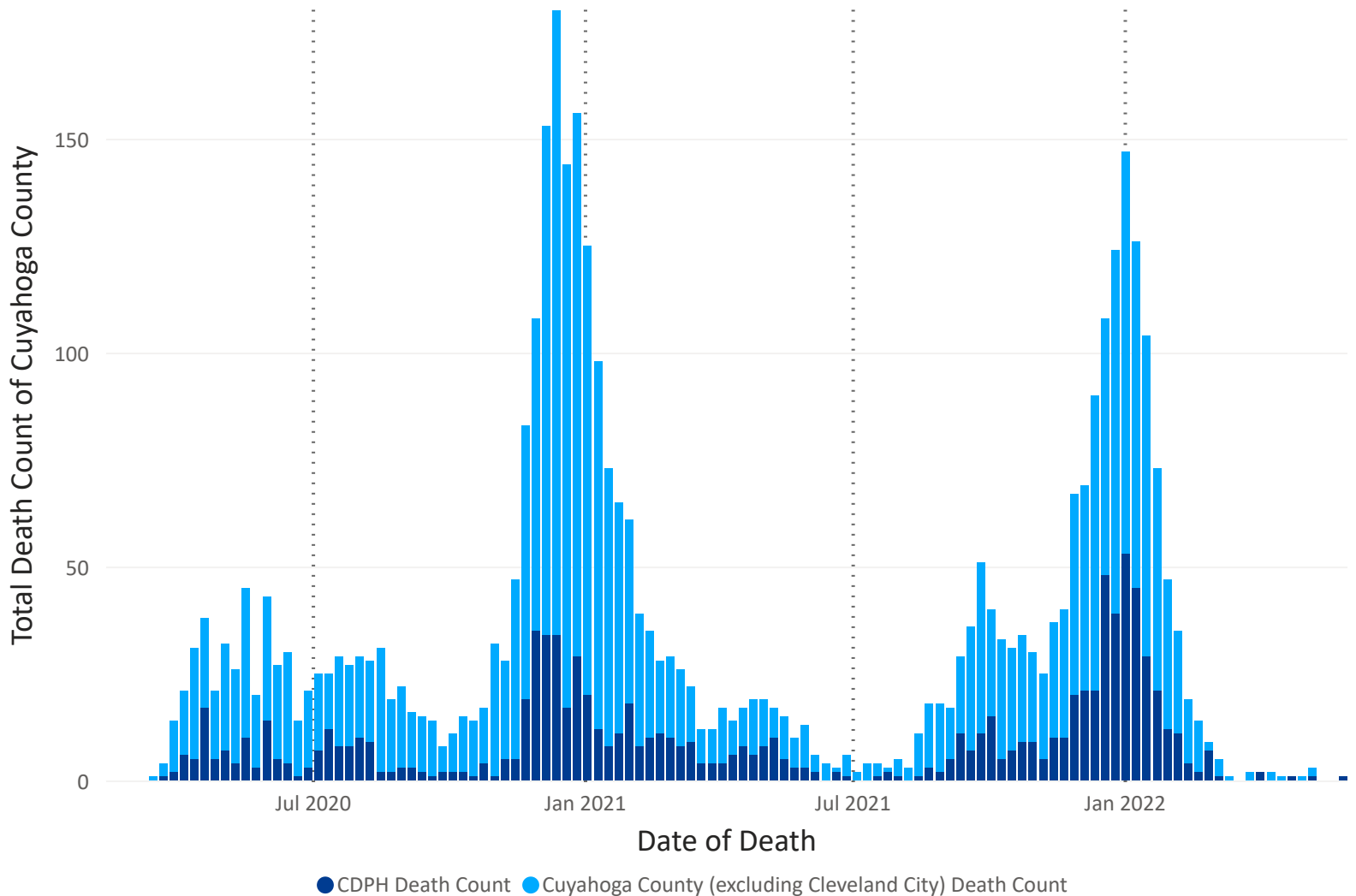


COVID-19 WATCH

Weekly Coronavirus Disease (COVID-19) Surveillance Report
Friday, June 10, 2022

City vs. County Comparisons—Deaths

Figure 15. Comparison of Death Counts Between the City of Cleveland & Cuyahoga County, Reported Weekly (Feb 15, 2020 - Jun 04, 2022)





COVID-19 WATCH

Weekly Coronavirus Disease (COVID-19) Surveillance Report
Friday, June 10, 2022

Disclaimers

The Cuyahoga County numbers are approximate and have been populated using the DataOhio Portal.

Case Definitions: Confirmed: Meets confirmatory laboratory evidence. NOTE: People with no symptoms and with a confirmatory positive test are reportable as confirmed cases. **Probable:** 1} Does not have a confirmatory positive test but meets symptom(s) criteria **AND** has had close contact with someone who has a confirmed case of SARS-CoV-2. 2} Has a positive antigen test **AND** was reported on or after 11/1/2020. (For reports received prior to 11/1/2020: Has a positive antigen test **AND** either meets symptom(s) criteria **OR** has had close contact with someone who has a confirmed case of SARS-CoV-2). 3} No confirmatory positive test for but SARS-CoV-2 is listed on the death certificate as a cause of death.

Metadata

This data report reflects the period starting from February 15, 2020 through June 4, 2022 for the City of Cleveland, Ohio.

Total Cases represent confirmed and probable cases.

Cleveland City data and Cuyahoga County data are compiled on June 7, 2022 using the DataOhio Portal.

Population and demographic data are from the US Census Bureau's 2019 estimates.

Data is preliminary and subject to change as more information is gained.

There may be a delay in reporting.

Data is reported by test date. If test date is unknown, date reported is used as a substitute for the test date. The number of cases can vary based on date used for analysis.

Primary Source: Cleveland Department of Public Health

Organization: Cleveland Department of Public Health

Cleveland Department of Public Health
75 Erieview Plaza, Floor 3
Cleveland, Ohio 44114
Office: 216-420-7743
Fax: 216-664-6159