



# COVID-19 WATCH

Weekly Coronavirus Disease (COVID-19) Surveillance Report  
Friday, June 17, 2022

## Report Contents

**Page 1:** Key Findings

**Pages 2-3:** Overview & Summary

**Pages 4-7:** Case Demographics

**Pages 8-9:** Vaccine Demographics

**Pages 10-11:** Booster Demographics

**Pages 12-13:** Hospitalization Metrics

**Page 14:** Death Metrics

**Pages 15-17:** City vs County Trends

**Page 18:** Metadata

If you have questions concerning the information in this report, email us at [covidreport@clevelandohio.gov](mailto:covidreport@clevelandohio.gov)

Cleveland Department of Public Health  
75 Erieview Plaza, Floor 3  
Cleveland, Ohio 44114  
Office: 216-420-7743  
Fax: 216-664-6159

*The purpose of the COVID-19 Watch is to summarize the coronavirus surveillance in the City of Cleveland, Ohio. This summary report reflects the period starting from February 15, 2020 until June 11, 2022.*

## What Matters Most

1. Cleveland COVID-19 cases held steady during the week of May 29th, with 344 new cases and a rate of 90 new cases per 100,000 residents. The true number of cases is likely much greater than is reported here, due to the fact that many positive home tests are not reported to the health department.

2. According to the CDC, Cuyahoga County's COVID-19 Community Level moved from *high* to *medium* during the week of June 1st. As of June 9th, that level remains *medium*. COVID-19 Community Levels are based on the number of new hospital admissions due to COVID-19, the percentage of hospital beds occupied by COVID-19 patients, and the number of new cases. CDPH and the CDC recommend staying up-to-date with vaccination, and getting tested if you have symptoms. If you are at high risk for severe illness, consult with your doctor about additional precautions.

3. This past week, 432 residents received a COVID-19 booster shot. Overall, 48.4% (51.5% of those eligible) of Cleveland residents have completed a primary vaccination series (two doses of Moderna or Pfizer-BioNTech OR one dose of Johnson & Johnson) and 23.6% (26.8% of those eligible) received their booster shot. Children ages 5-11 are now eligible to receive a Pfizer-BioNTech booster dose.

4. There were 16 COVID-19 hospitalizations during the week of May 29th. Vaccination and booster shots remain the best protection from severe illness, hospitalization, and death. COVID-19 vaccine, second doses, and/or boosters can be scheduled by calling 216-664-2222 or visiting [gettheshot.coronavirus.gov](https://gettheshot.coronavirus.gov).

5. Many COVID-19 cases are going unreported due to several factors, including people testing at home and asymptomatic infections. If you think you may have been exposed, consider getting tested even if you don't have symptoms. If you get a positive result on a home test, please report the result to CDPH at 216-664-3747.



# COVID-19 WATCH

Weekly Coronavirus Disease (COVID-19) Surveillance Report  
Friday, June 17, 2022

## COVID-19 Summary

MEASURE	TOTAL	CONFIRMED	PROBABLE
Cases	84,845	75,718	9,127
Deaths*	990	908	82
Hospitalizations	5,260	5,215	45

## Weekly Summary

MEASURE	TOTAL	CONFIRMED	PROBABLE
Cases	344	299	45
Hospitalizations	16	16	0

## Vaccine Summary\*\*

MEASURE	TOTAL
Boosted	90,158
Completed	184,295
Individuals vaccinated by CDPH***	43,071
Total residents who received any dose	206,323

**Cleveland Department of Public Health**  
75 Erieview Plaza, Floor 3  
Cleveland, Ohio 44114  
Office: 216-420-7743  
Fax: 216-664-6159

\*Final cause of death can take weeks to determine and so the number of deaths in the previous weeks are subject to change as more information is reported from ODH.

\*\*Vaccine data were exported from the DataOhio Portal on June 14, 2022. Vaccination summaries include vaccinations administered to Cleveland residents by any supplier. In CDPH data reporting, individuals are counted in every group of which they meet the criteria. For example, a Cleveland resident who has completed a primary series and received a booster will be included in the counts of each group. Please note, the criteria to have "Completed a Primary Series" differs for individuals who are moderately to severely immunocompromised.

\*\*\* Includes both Cleveland residents and non-residents.

**Note:** See page 18 for "Confirmed" and "Probable" case definitions.

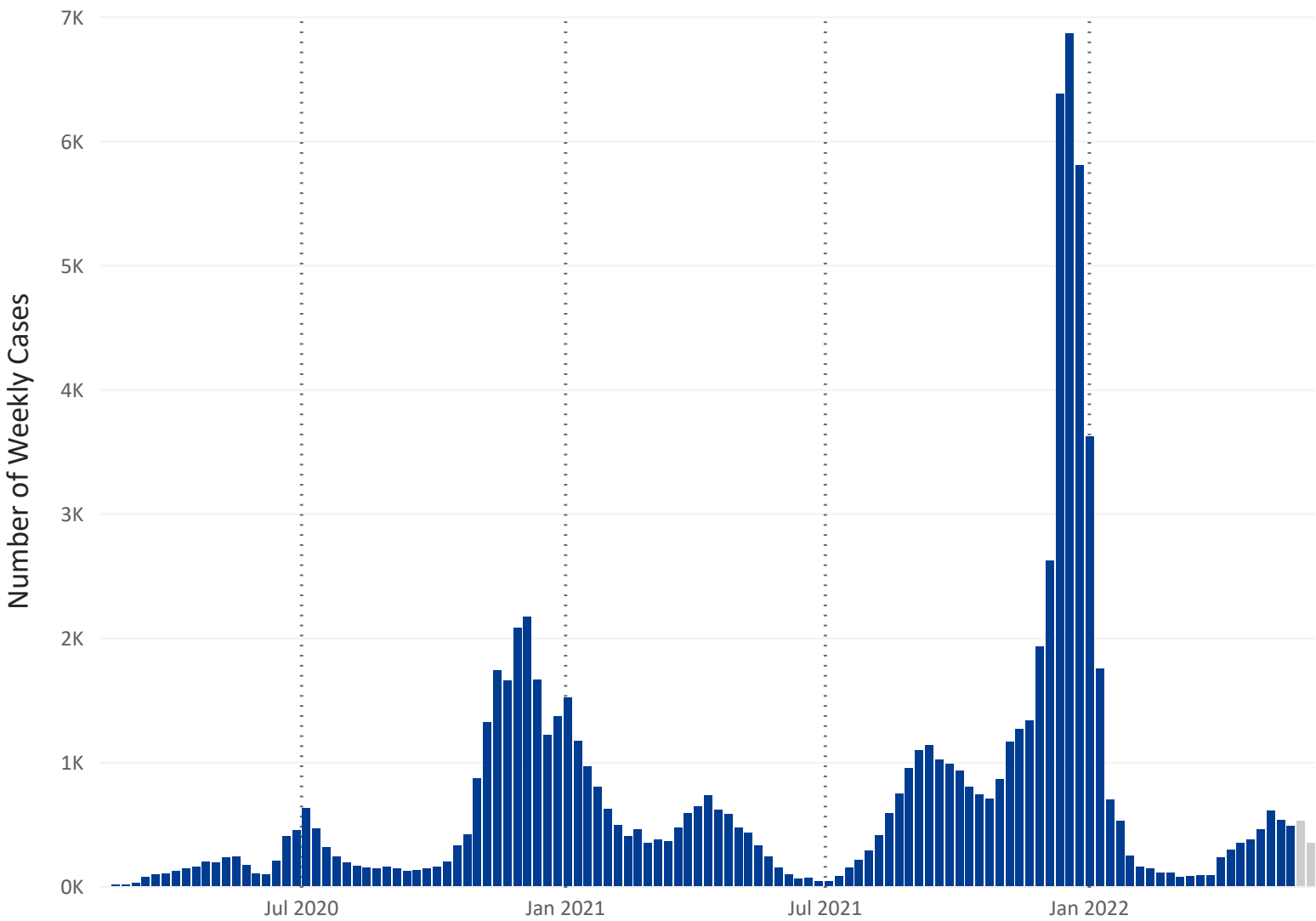


# COVID-19 WATCH

Weekly Coronavirus Disease (COVID-19) Surveillance Report  
Friday, June 17, 2022

## Total Cases by Specimen Collection Date as of June 11, 2022

Figure 1. City of Cleveland COVID-19 Total Cases by Reporting Week (Feb 15, 2020 - Jun 11, 2022) (based on 84,844 cases)



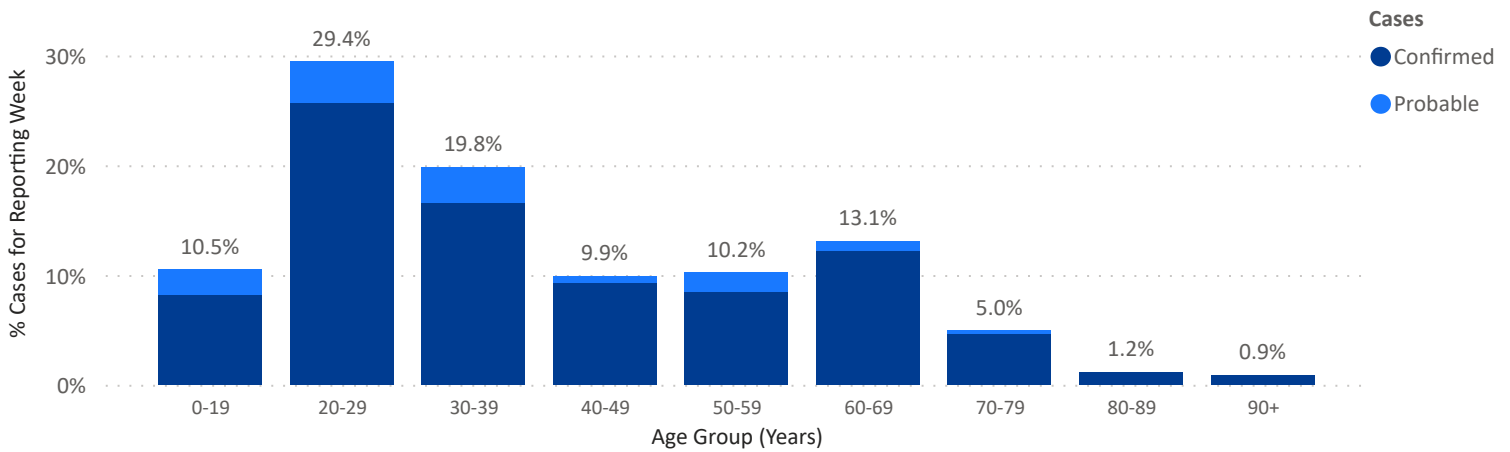


# COVID-19 WATCH

Weekly Coronavirus Disease (COVID-19) Surveillance Report  
Friday, June 17, 2022

## Cases by Age Group

Figure 2. Reporting Week City of Cleveland COVID-19 Cases by Age (Jun 05, 2022 - Jun 11, 2022) (based on 343 cases)



39.02

Average Age

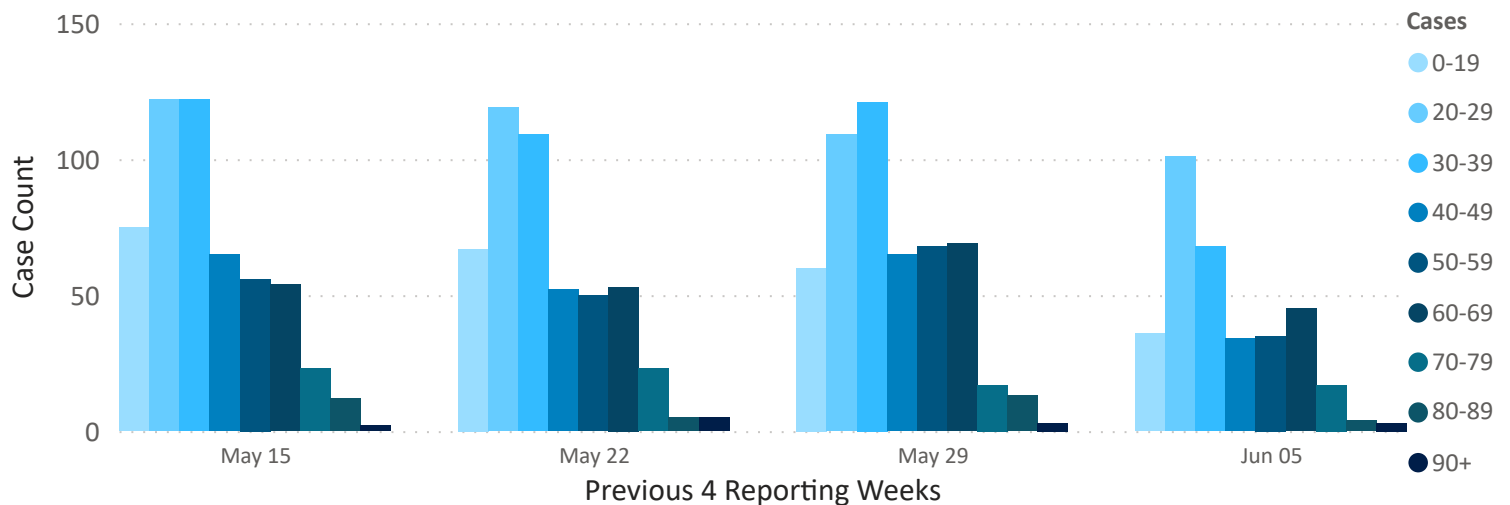
0

Min Age

91

Max Age

Figure 3. COVID-19 Cases in City of Cleveland by Age (May 15, 2022 - Jun 11, 2022) (based on 1,882 cases)



38.76

Average Age

0

Min Age

100

Max Age

**Cleveland Department of Public Health**  
75 Erievue Plaza, Floor 3  
Cleveland, Ohio 44114  
Office: 216-420-7743  
Fax: 216-664-6159

**Note:** Figure 2 does not include 1 case whose age is unknown. Figure 3 does not include 3 cases whose age is unknown. See page 18 for "Confirmed" and "Probable" case definitions.



# COVID-19 WATCH

Weekly Coronavirus Disease (COVID-19) Surveillance Report  
Friday, June 17, 2022

## Cases by Gender

Figure 4. Reporting Week City of Cleveland COVID-19 Cases by Gender (Jun 05, 2022 - Jun 11, 2022) (based on 342 cases)

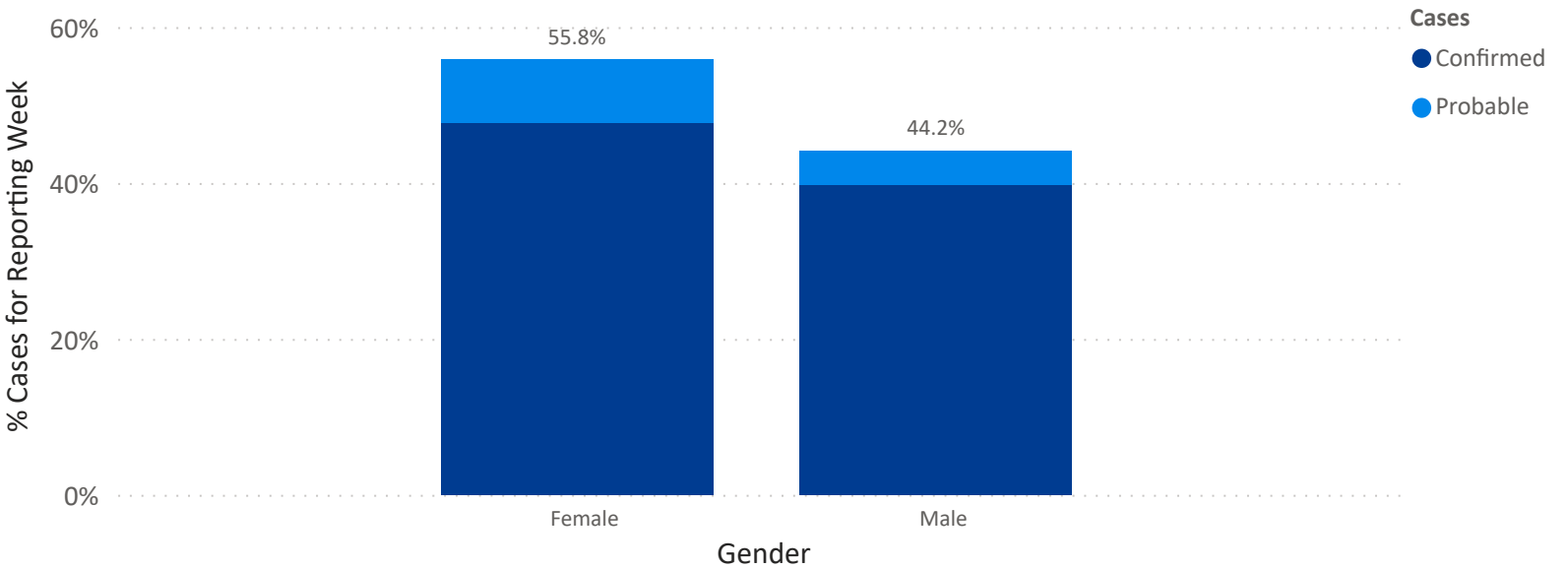
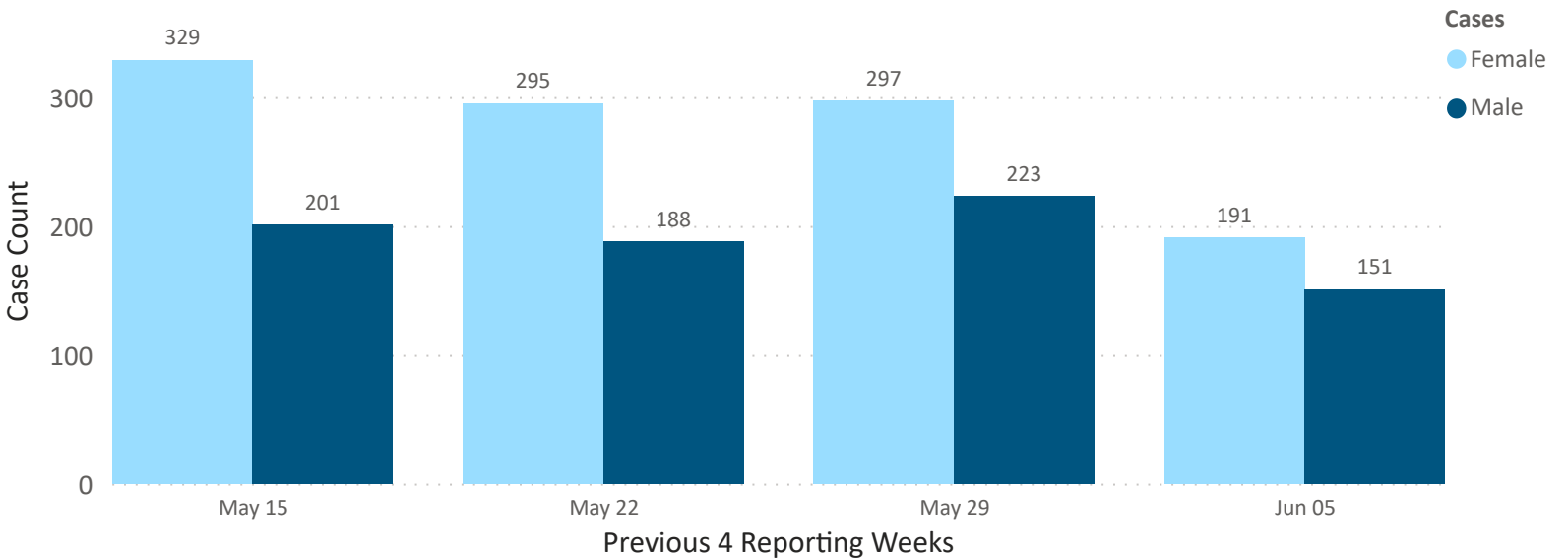


Figure 5. COVID-19 Cases in City of Cleveland by Gender (May 15, 2022 - Jun 11, 2022) (based on 1,875 cases)



**Cleveland Department of Public Health**  
75 Erieview Plaza, Floor 3  
Cleveland, Ohio 44114  
Office: 216-420-7743  
Fax: 216-664-6159

**Note:** Figure 4 does not include 2 cases whose sex is unknown. Figure 5 does not include 10 cases whose sex is unknown.



# COVID-19 WATCH

Weekly Coronavirus Disease (COVID-19) Surveillance Report  
Friday, June 17, 2022

## Cases by Race

Figure 6. Reporting Week City of Cleveland COVID-19 Cases by Race (Jun 05, 2022 - Jun 11, 2022) (based on 300 cases)

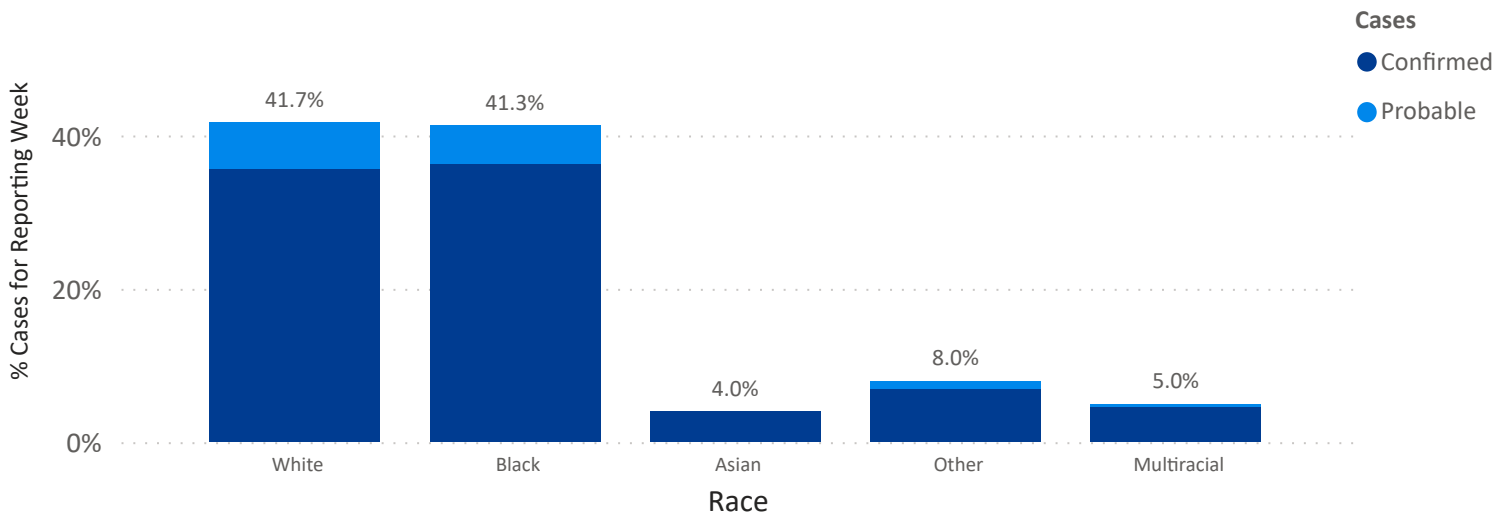
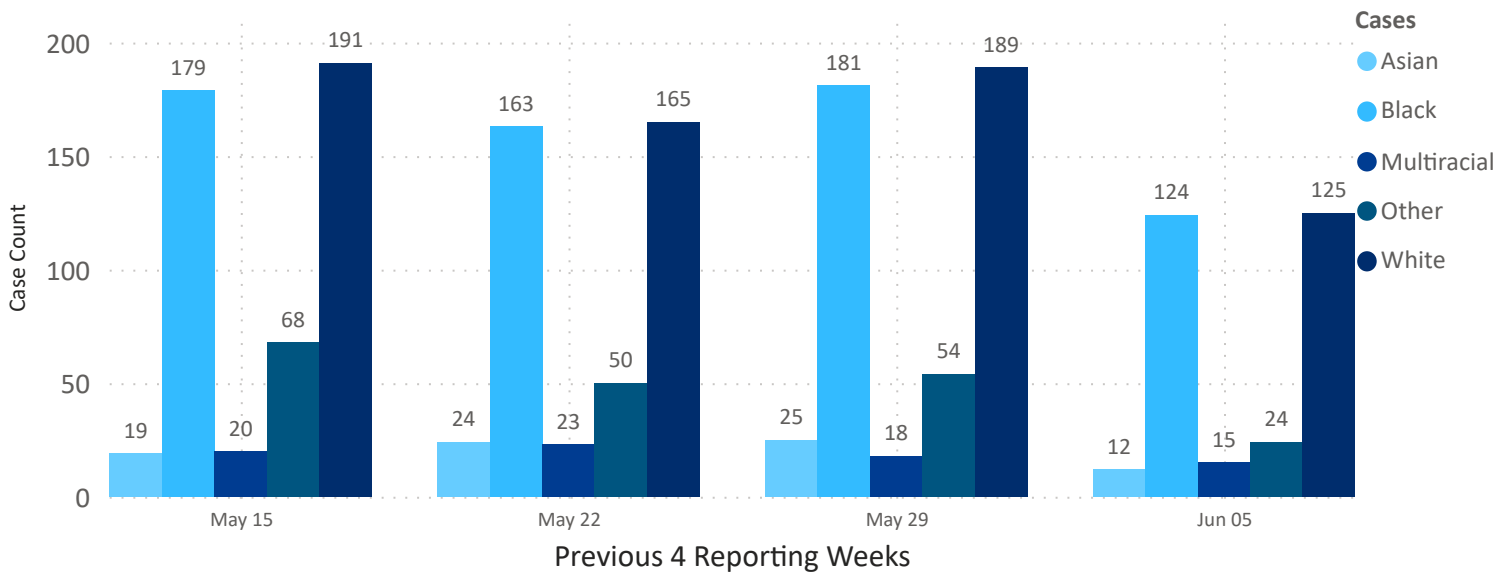


Figure 7. COVID-19 Cases in City of Cleveland by Race (May 15, 2022 - Jun 11, 2022) (based on 1,669 cases)



**Cleveland Department of Public Health**  
75 Erievue Plaza, Floor 3  
Cleveland, Ohio 44114  
Office: 216-420-7743  
Fax: 216-664-6159

**Note:** Figure 6 does not include 44 cases with unknown races. Figure 7 does not include 216 cases with unknown races. American Indian/Alaska Native and Native Hawaiian/Pacific Islander are included under Other races.



# COVID-19 WATCH

Weekly Coronavirus Disease (COVID-19) Surveillance Report  
Friday, June 17, 2022

## Cases by Ethnicity

Figure 8. Reporting Week City of Cleveland COVID-19 Cases by Ethnicity (Jun 05, 2022 - Jun 11, 2022) (based on 344 cases)

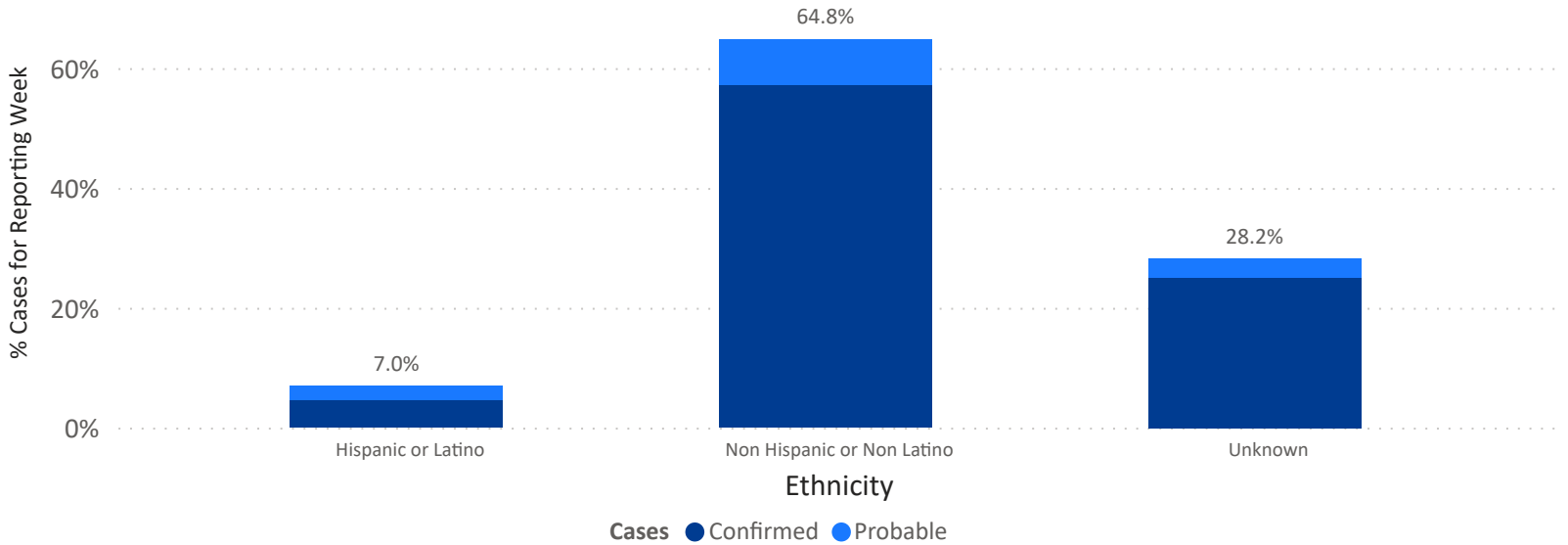
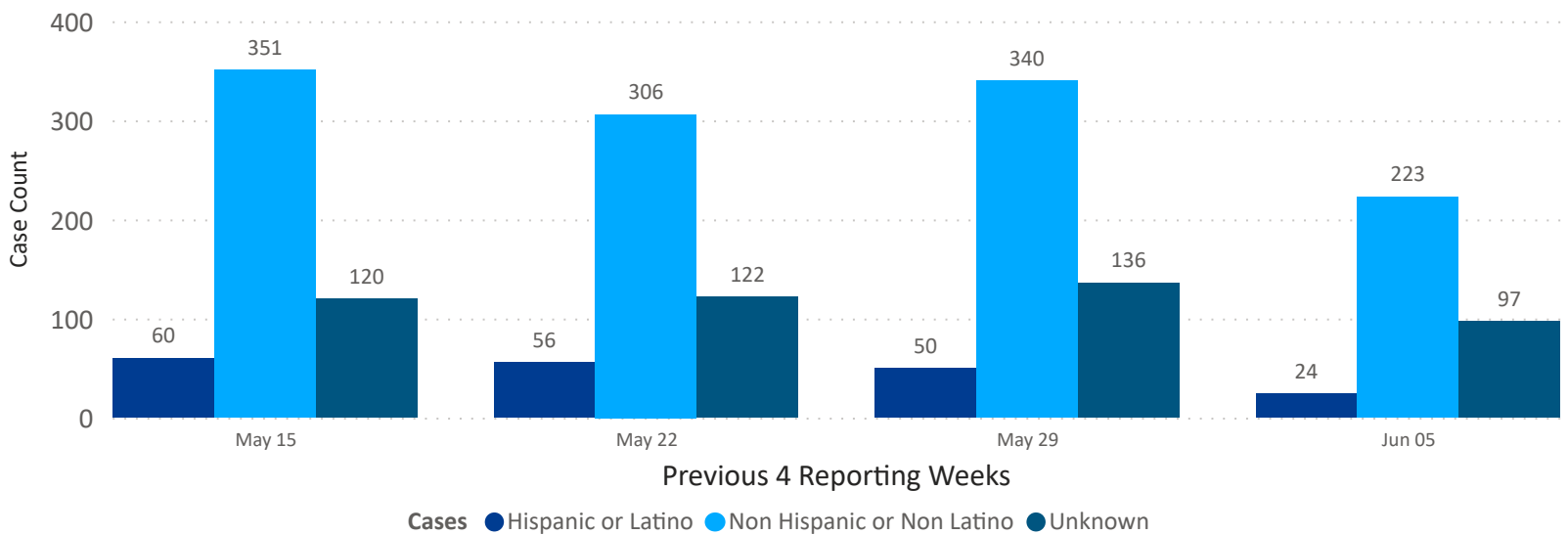


Figure 9. COVID-19 Cases in City of Cleveland by Ethnicity (May 15, 2022 - Jun 11, 2022) (based on 1,885 cases)



**Cleveland Department of Public Health**  
75 Erieview Plaza, Floor 3  
Cleveland, Ohio 44114  
Office: 216-420-7743  
Fax: 216-664-6159



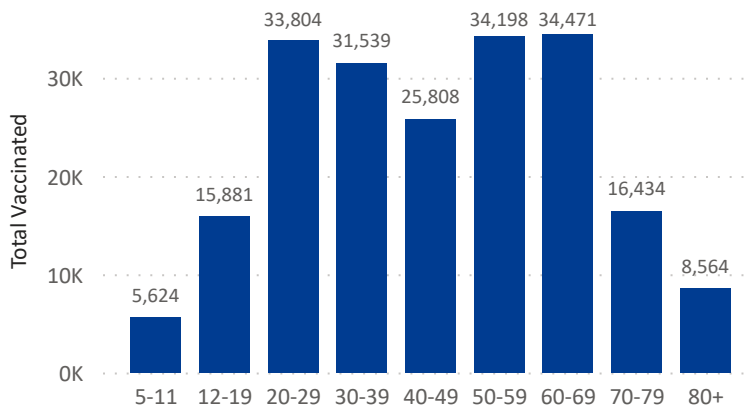
# COVID-19 WATCH

Weekly Coronavirus Disease (COVID-19) Surveillance Report  
Friday, June 17, 2022

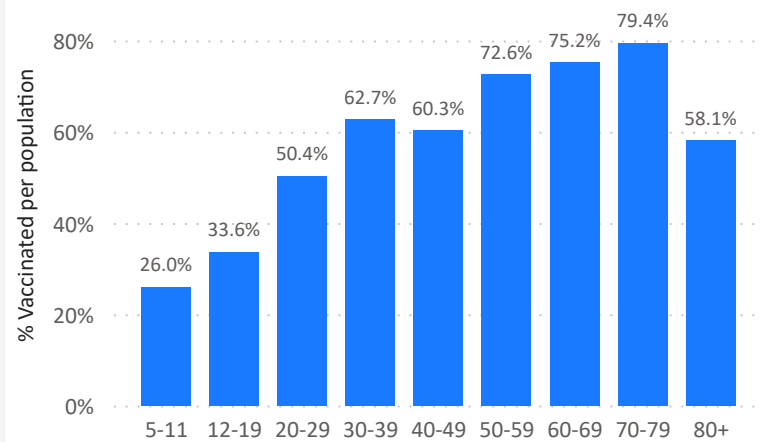
## Demographics of Cleveland Residents who have received any dose of vaccine through June 11, 2022

### Age Groups

Number of Vaccinated Cleveland Residents by Age Group (based on 206,323 residents)

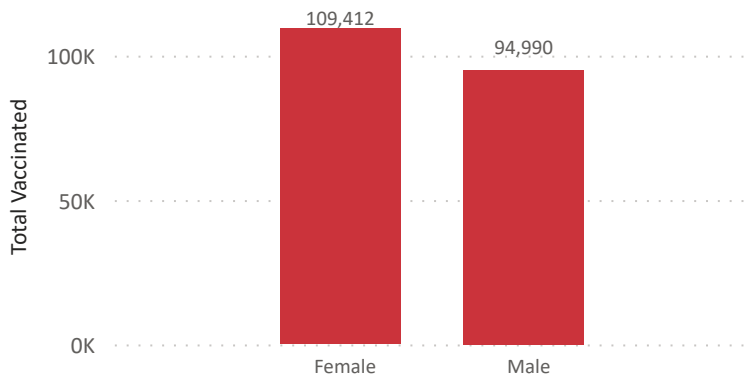


% of Cleveland Residents Vaccinated per Age Group

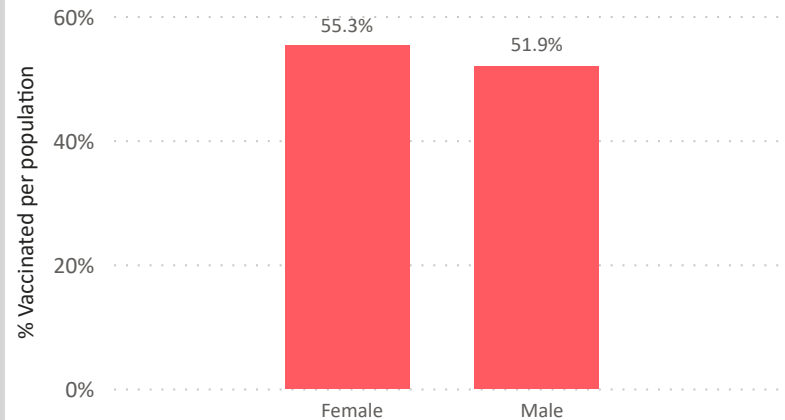


### Sex

Number of Vaccinated Cleveland Residents by Sex (based on 204,402 residents)



% of Cleveland Residents Vaccinated per Sex



#### Cleveland Department of Public Health

75 Erieview Plaza, Floor 3  
Cleveland, Ohio 44114  
Office: 216-420-7743  
Fax: 216-664-6159

The total Cleveland population of 380,989 along with the age, race, sex, and ethnicity data are estimates reported by the US Census Bureau 2019. There are no estimates for "Unknown" or "Other" sex and age groups, so percent of population cannot be calculated for these groups. Data for % Vaccinated out of total population graphs can be read, for example, "79.4 % of the 70-79 year old population in Cleveland have received at least one dose of the COVID-19 vaccine". Sex graph does not include 1,858 "unknown" and 63 "other".

These graphs represent Cleveland residents who received any dose of a COVID-19 vaccine.



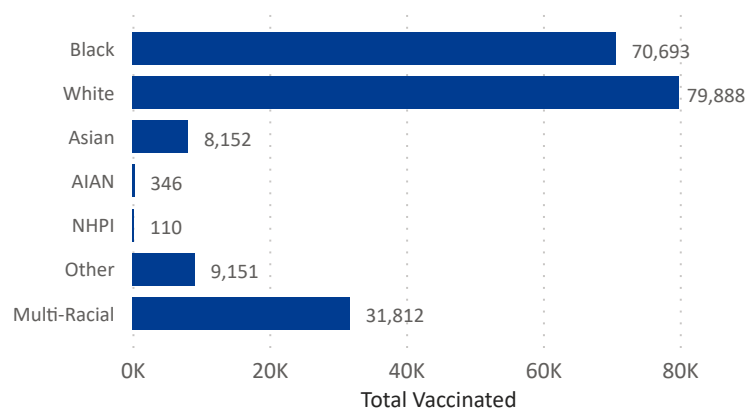
# COVID-19 WATCH

Weekly Coronavirus Disease (COVID-19) Surveillance Report  
Friday, June 17, 2022

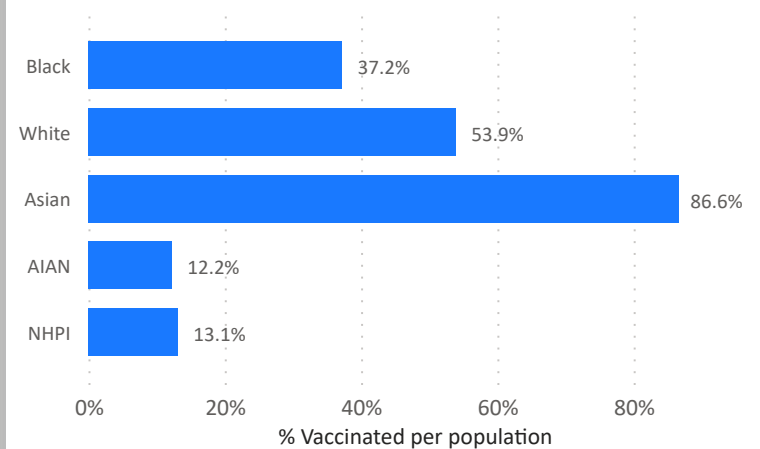
## Demographics of Cleveland Residents who have received any dose of vaccine through June 11, 2022

### Race

Number of Vaccinated Cleveland Residents by Race (based on 200,152 residents)

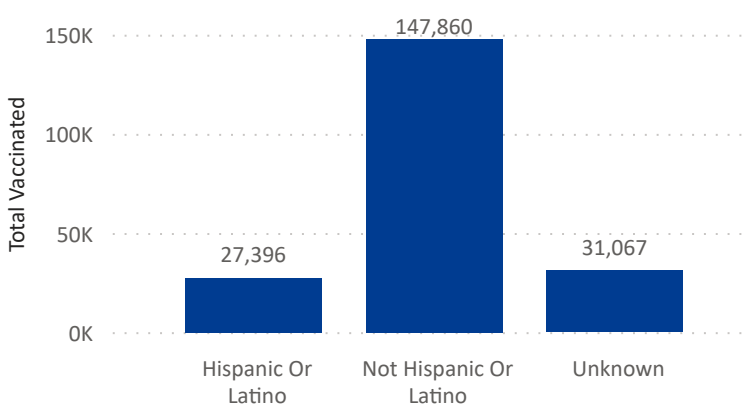


% of Cleveland Residents Vaccinated per Race Population

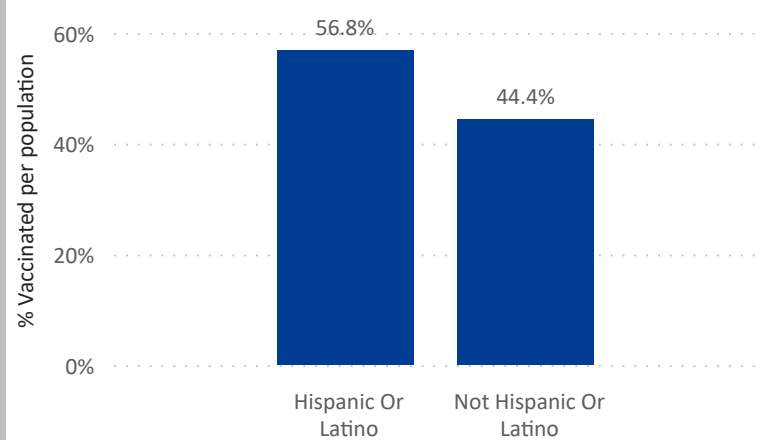


### Ethnicity

Number of Vaccinated Cleveland Residents by Ethnicity (based on 206,323 residents)



% of Cleveland Residents Vaccinated per Ethnicity



#### Cleveland Department of Public Health

75 Erieview Plaza, Floor 3  
Cleveland, Ohio 44114  
Office: 216-420-7743  
Fax: 216-664-6159

The total Cleveland population of 380,989 along with the age, race, sex, and ethnicity data are estimates reported by the US Census Bureau 2019. There are no population estimates for "Unknown" and "Other" race and ethnicity categories, so % population cannot be calculated for these groups. AIAN = American Indian/Alaska Native; NHPI = Native Hawaiian/Pacific Islander. Other race does not include two or more races. Race graph does not include 6,158 unknown race. These graphs represent Cleveland residents who received any dose of a COVID-19 vaccine.



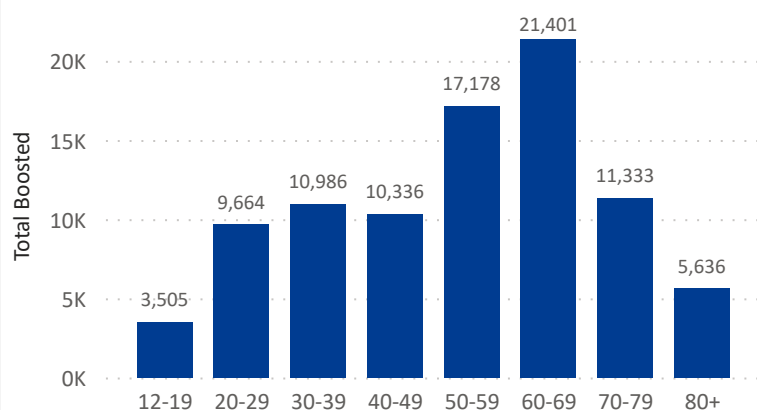
# COVID-19 WATCH

Weekly Coronavirus Disease (COVID-19) Surveillance Report  
Friday, June 17, 2022

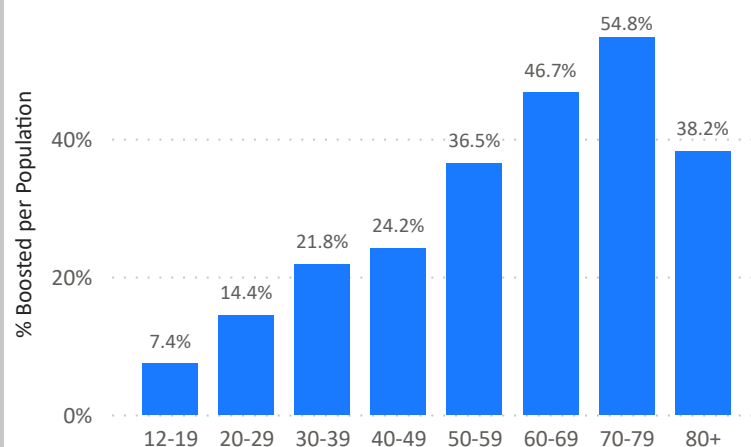
## Demographics of Cleveland Residents who received a booster dose through June 11, 2022

### Age Groups

Number of Boosted Cleveland Residents by Age Group (based on 90,039 residents)

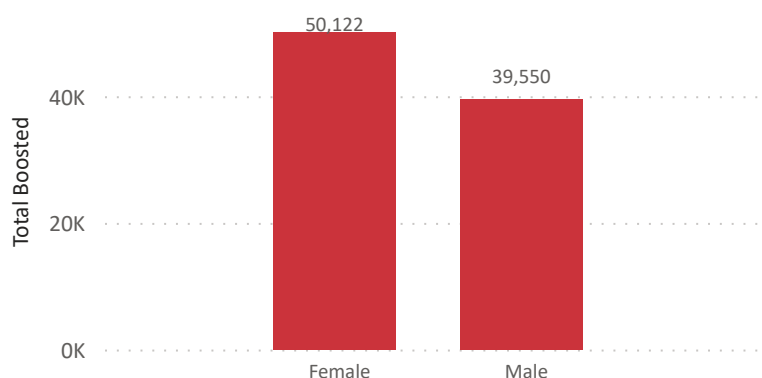


% of Cleveland Residents Boosted by Age Group

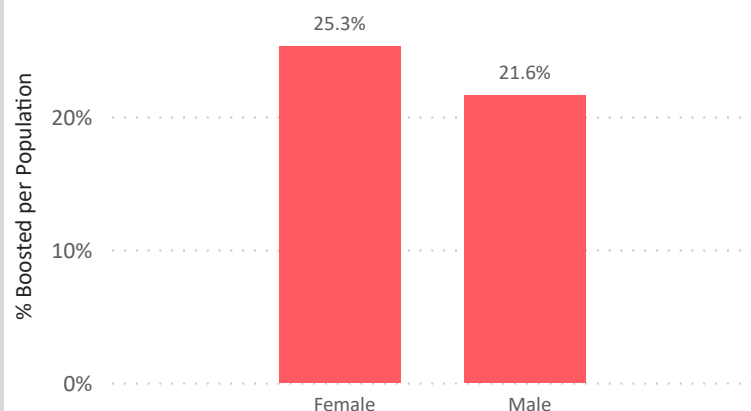


### Sex

Number of Boosted Cleveland Residents by Sex (based on 89,672 residents)



% of Cleveland Residents Boosted per Sex



**Cleveland Department of Public Health**  
75 Erieview Plaza, Floor 3  
Cleveland, Ohio 44114  
Office: 216-420-7743  
Fax: 216-664-6159

The total Cleveland population of 380,989 along with the age, race, sex, and ethnicity data are estimates reported by the US Census Bureau 2019. There are no estimates for "Unknown" or "Other" sex and age groups, so percent of population cannot be calculated for these groups. Data for % boosted out of total population graphs can be read as, for example, "38.2% of the 80+ year old population in Cleveland have received their booster dose". Sex graph does include 465 "Unknown" and 21 "Other". These graphs represent Cleveland residents who received a booster dose. Boosted % represents number of people who received their booster dose among the population of that group.



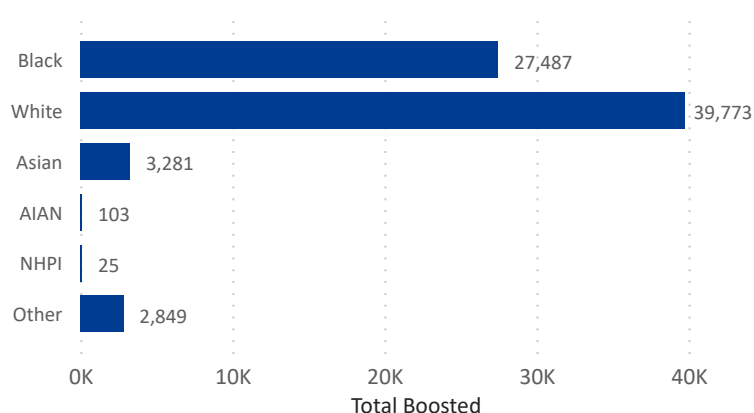
# COVID-19 WATCH

Weekly Coronavirus Disease (COVID-19) Surveillance Report  
Friday, June 17, 2022

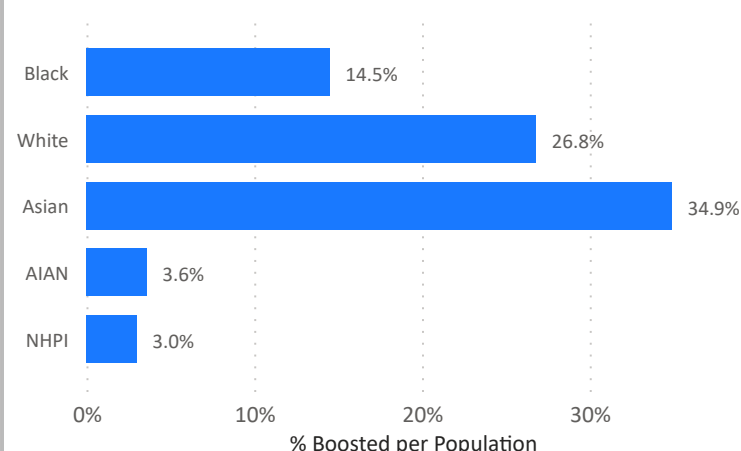
## Demographics of Cleveland Residents who received a booster dose through June 11, 2022

### Race

Number of Boosted Cleveland Residents by Race (based on 73,518 residents)

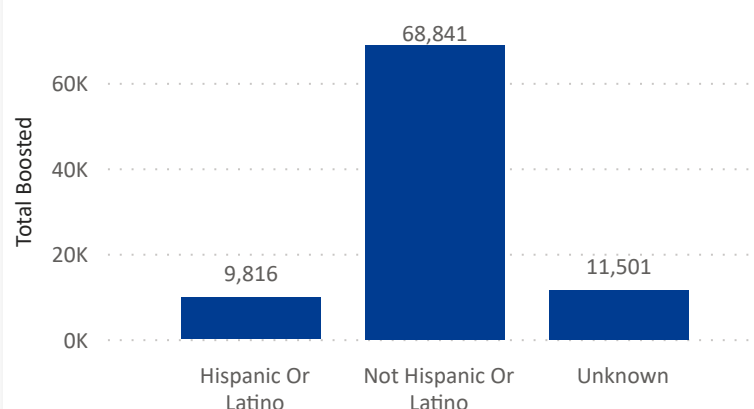


% of Cleveland Residents Boosted per Race Population

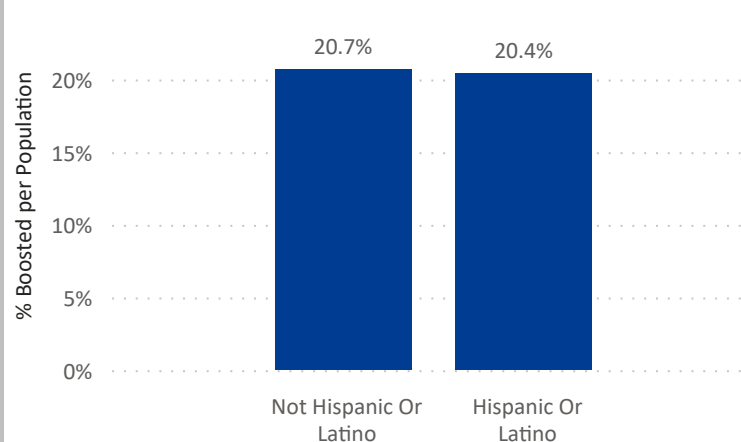


### Ethnicity

Number of Boosted Cleveland Residents by Ethnicity (based on 90,158 residents)



% of Cleveland Residents Boosted per Ethnicity



#### Cleveland Department of Public Health

75 Erievue Plaza, Floor 3  
Cleveland, Ohio 44114  
Office: 216-420-7743  
Fax: 216-664-6159

The total Cleveland population of 380,989 along with the age, race, sex, and ethnicity data are estimates reported by the US Census Bureau 2019. There are no population estimates for "Unknown" and "Other" race and ethnicity categories, so % population cannot be calculated for these groups. AIAN = American Indian/Alaska Native; NHPI = Native Hawaiian/Pacific Islander. Other race does not include two or more races. Race graph does not include 14,976 multi-racial and 1,664 unknown race.

These graphs represent Cleveland residents who received a booster dose. Booster % represents number of people who received their booster dose among the population of that group.

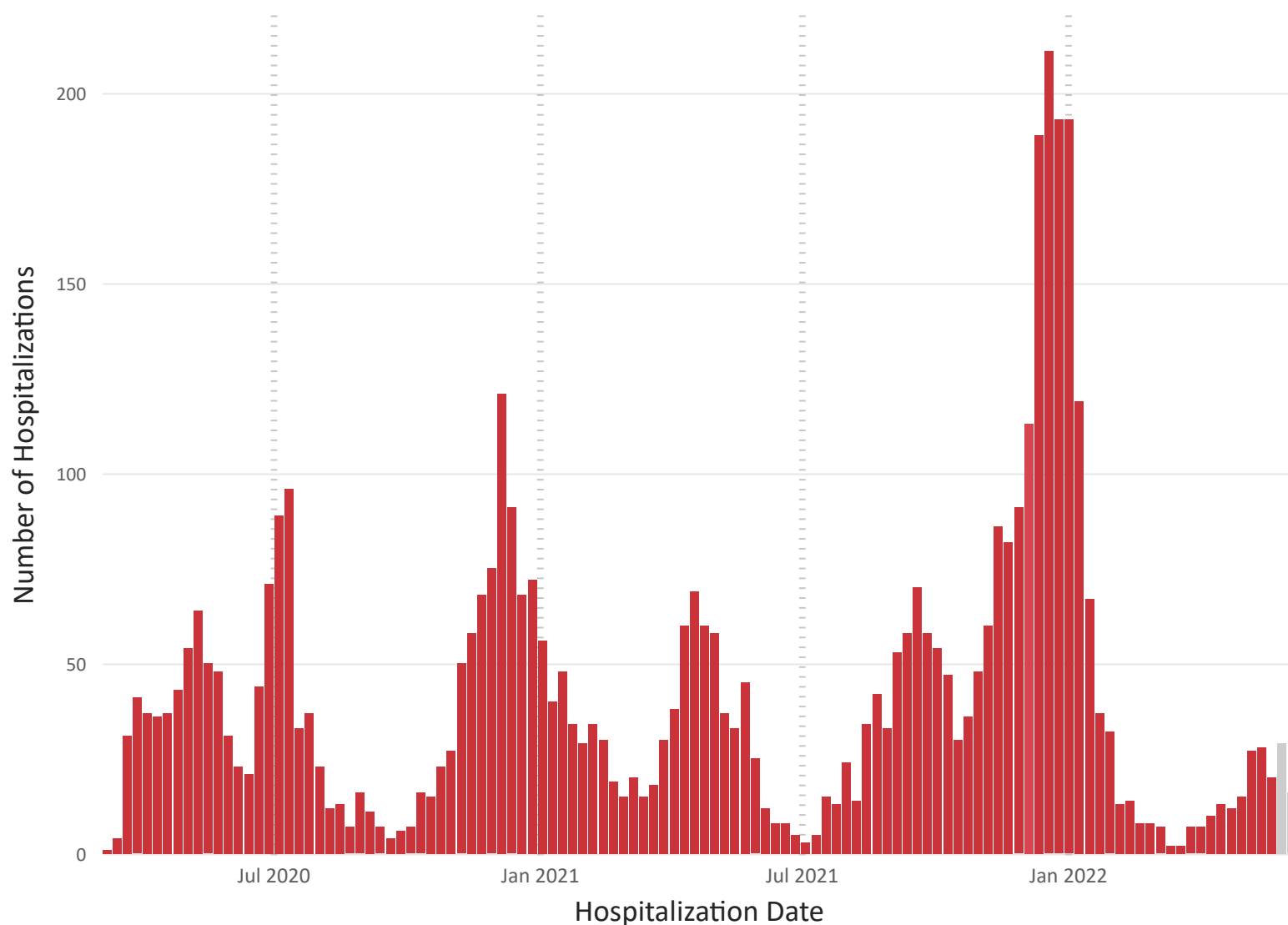


# COVID-19 WATCH

Weekly Coronavirus Disease (COVID-19) Surveillance Report  
Friday, June 17, 2022

## Hospitalization by Admission Date

Figure 10. City of Cleveland COVID-19 Hospitalizations by Reporting Week (Feb 15, 2020 - Jun 11, 2022) (based on 4,875 cases)



**Cleveland Department of Public Health**  
75 Erievue Plaza, Floor 3  
Cleveland, Ohio 44114  
Office: 216-420-7743  
Fax: 216-664-6159

\* As of February 12, 2021, hospitalization counts are shown in the present report by hospital admission date. Prior to this date, they had been shown by test date.

\* Hospitalization data is preliminary and will be updated in subsequent weeks due to reporting delays.

**Note:** Figure 10 does not include 384 cases for whom hospital admission date is unknown and 1 case with an admission date prior to February 15, 2020.



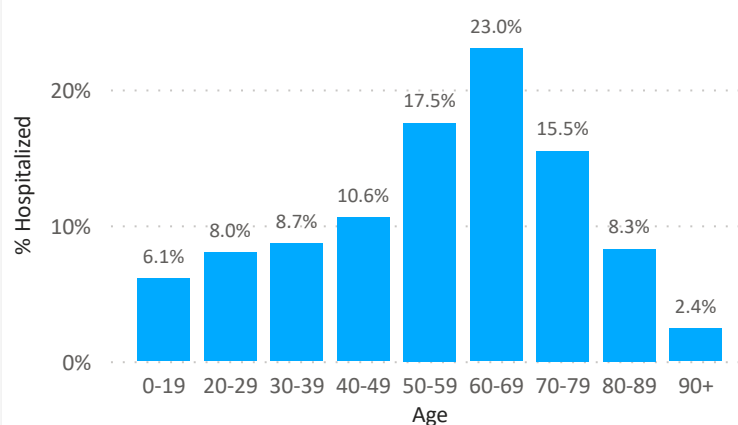
# COVID-19 WATCH

Weekly Coronavirus Disease (COVID-19) Surveillance Report  
Friday, June 17, 2022

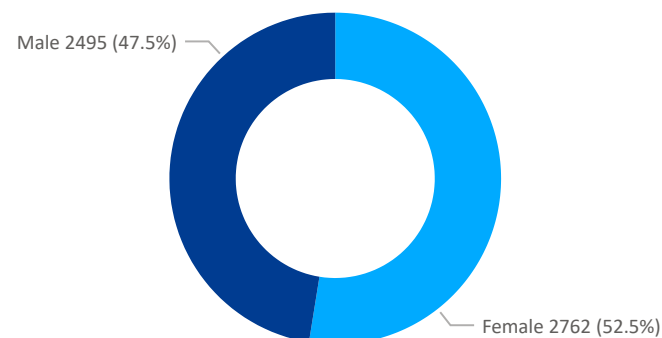
## Total Hospitalizations

Figure 11. City of Cleveland COVID-19 Hospitalizations by Demographics (Feb 15, 2020 - Jun 11, 2022) (based on 5,260 cases)

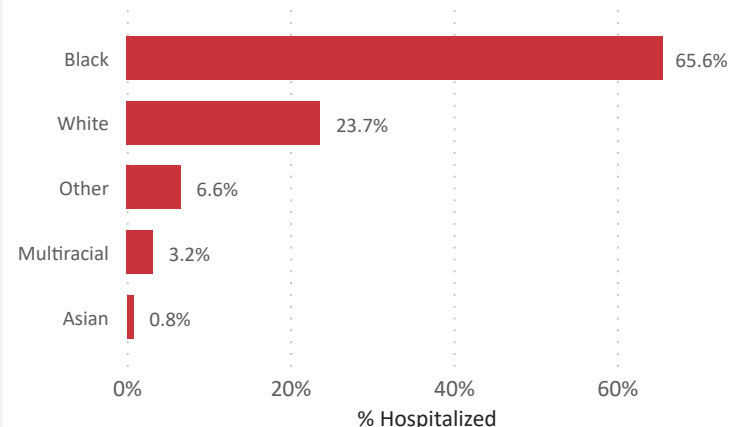
### By Age



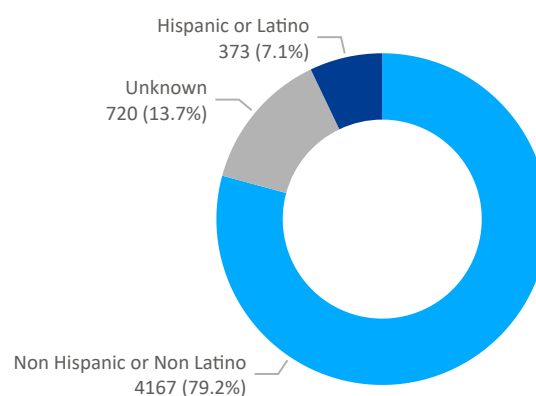
### By Gender



### By Race



### By Ethnicity





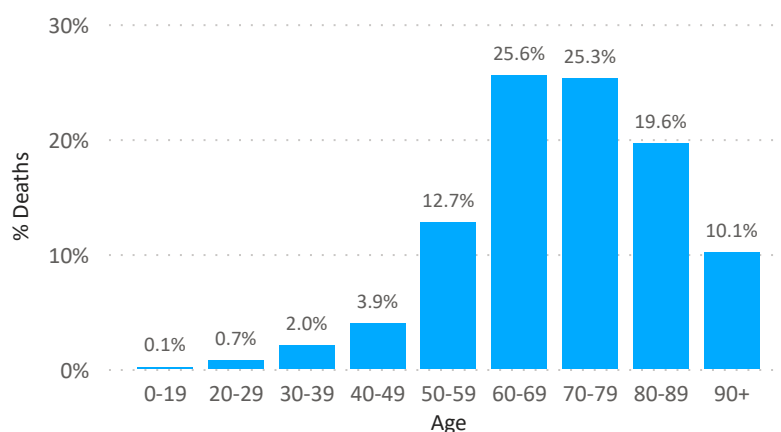
# COVID-19 WATCH

Weekly Coronavirus Disease (COVID-19) Surveillance Report  
Friday, June 17, 2022

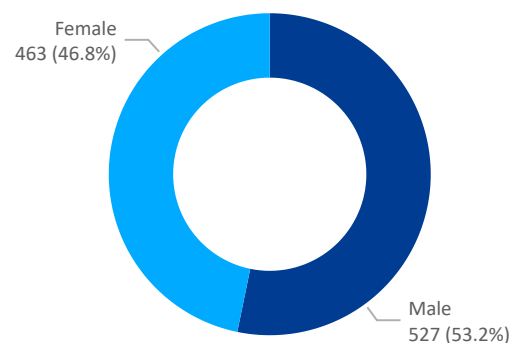
## Total Deaths

Figure 12. City of Cleveland COVID-19 Deaths by Demographics (Feb 15, 2020 - Jun 11, 2022) (based on 990 cases)

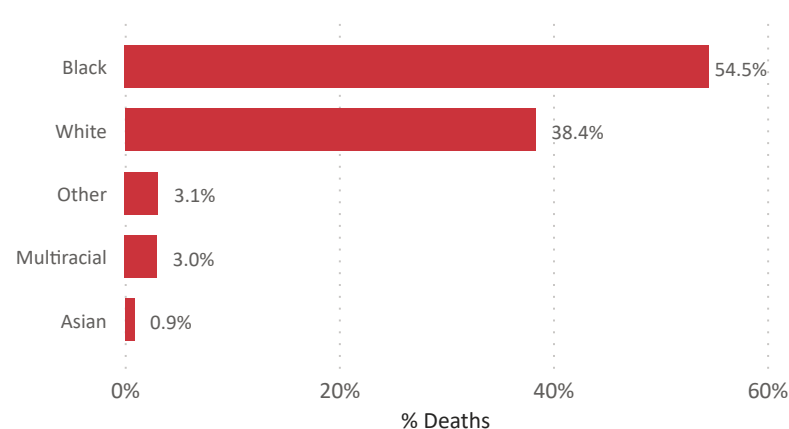
### By Age



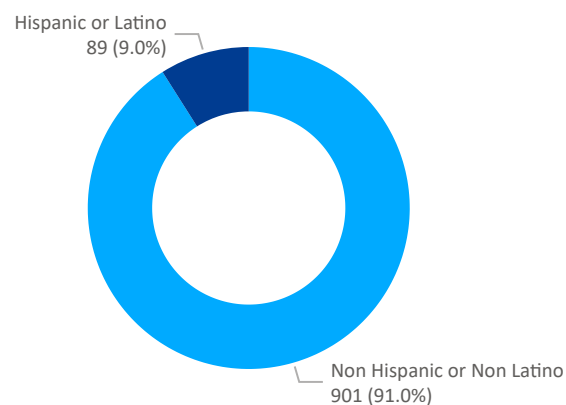
### By Gender



### By Race



### By Ethnicity



**Cleveland Department of Public Health**

75 Erievue Plaza, Floor 3

Cleveland, Ohio 44114

Office: 216-420-7743

Fax: 216-664-6159

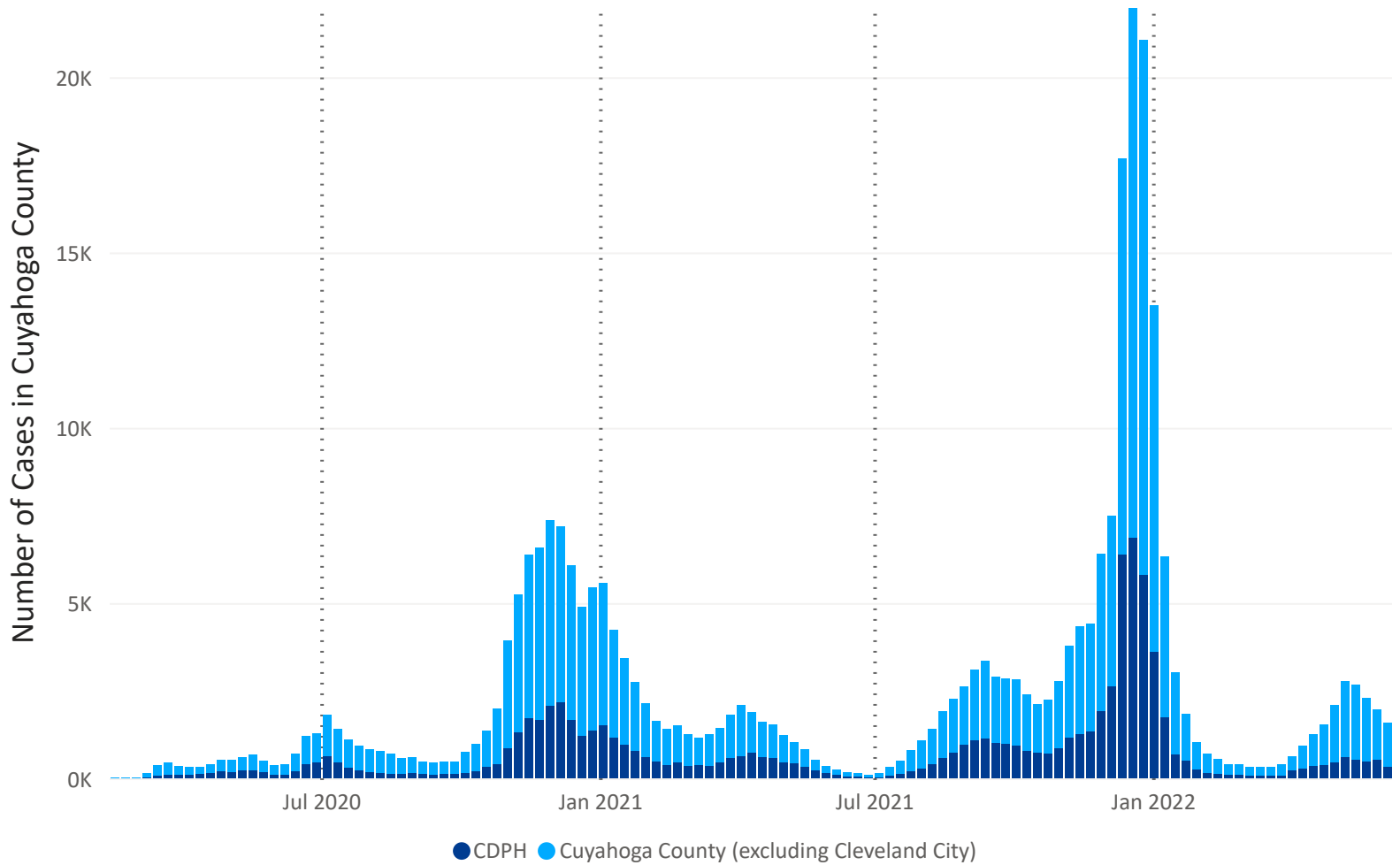


# COVID-19 WATCH

Weekly Coronavirus Disease (COVID-19) Surveillance Report  
Friday, June 17, 2022

## City vs. County Comparisons—Total Number of Cases

Figure 13. Comparison of Total Number of Cases Between the City of Cleveland & Cuyahoga County, Reported Weekly (Feb 15, 2020 - Jun 11, 2022)



84,845

Total Case in Cleveland City

288,561

Total Cases in Cuyahoga County

29.4 %

of Cuyahoga County Cases in Cleveland City

**Cleveland Department of Public Health**  
75 Erievue Plaza, Floor 3  
Cleveland, Ohio 44114  
Office: 216-420-7743  
Fax: 216-664-6159

**Note:** According to the US Census Bureau, the City of Cleveland represents 31% of the Cuyahoga County population.

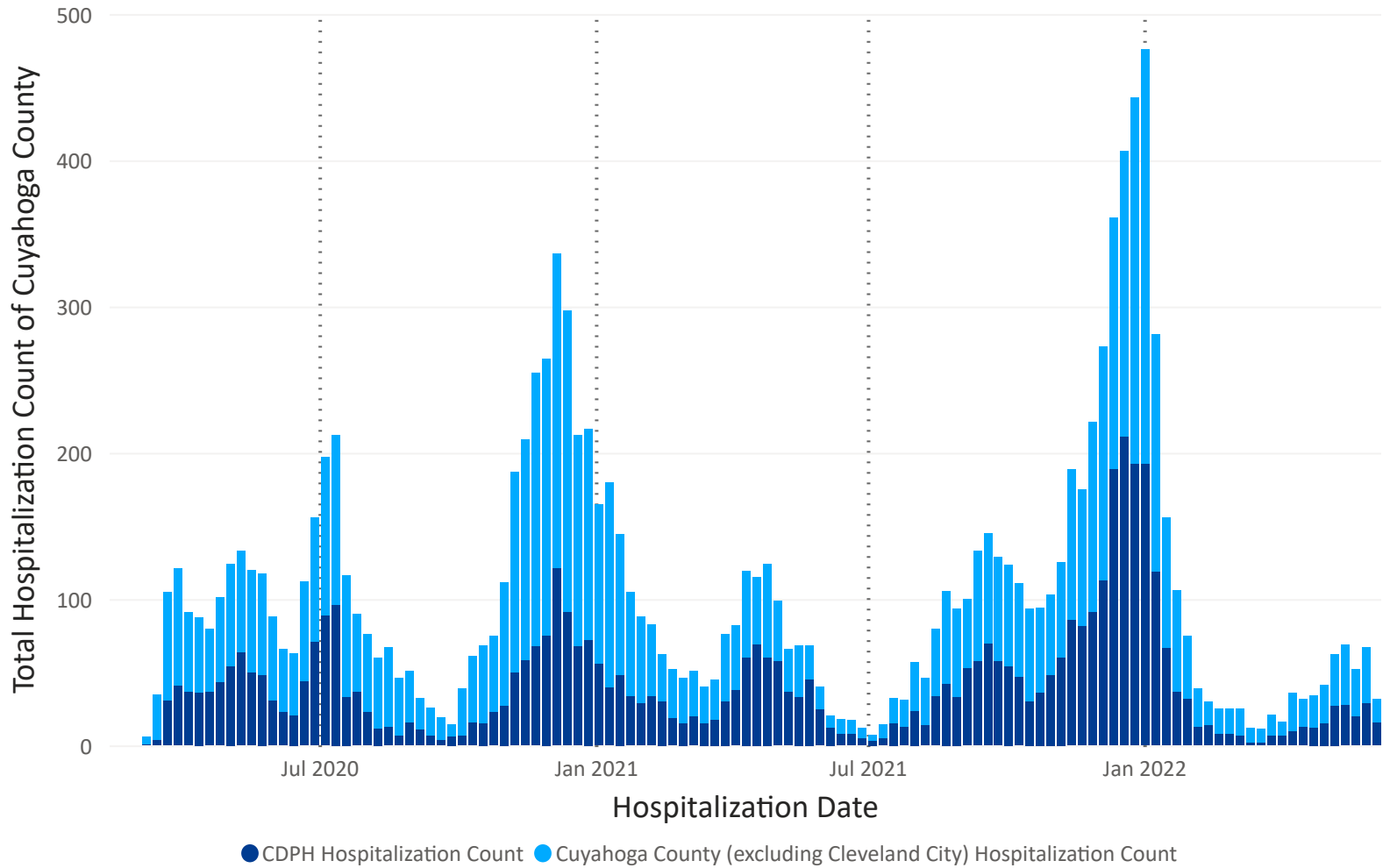


# COVID-19 WATCH

Weekly Coronavirus Disease (COVID-19) Surveillance Report  
Friday, June 17, 2022

## City vs. County Comparisons—Hospitalization Count

Figure 14. Comparison of Hospitalization Counts Between the City of Cleveland & Cuyahoga County, Reported Weekly (Feb 15, 2020 - Jun 11, 2022)



5,260

Total Hospitalizations in Cleveland City

13,160

Total Hospitalizations in Cuyahoga County

40.0%

of Cuyahoga County Hospitalizations  
in Cleveland City

**Cleveland Department of Public Health**  
75 Erieview Plaza, Floor 3  
Cleveland, Ohio 44114  
Office: 216-420-7743  
Fax: 216-664-6159

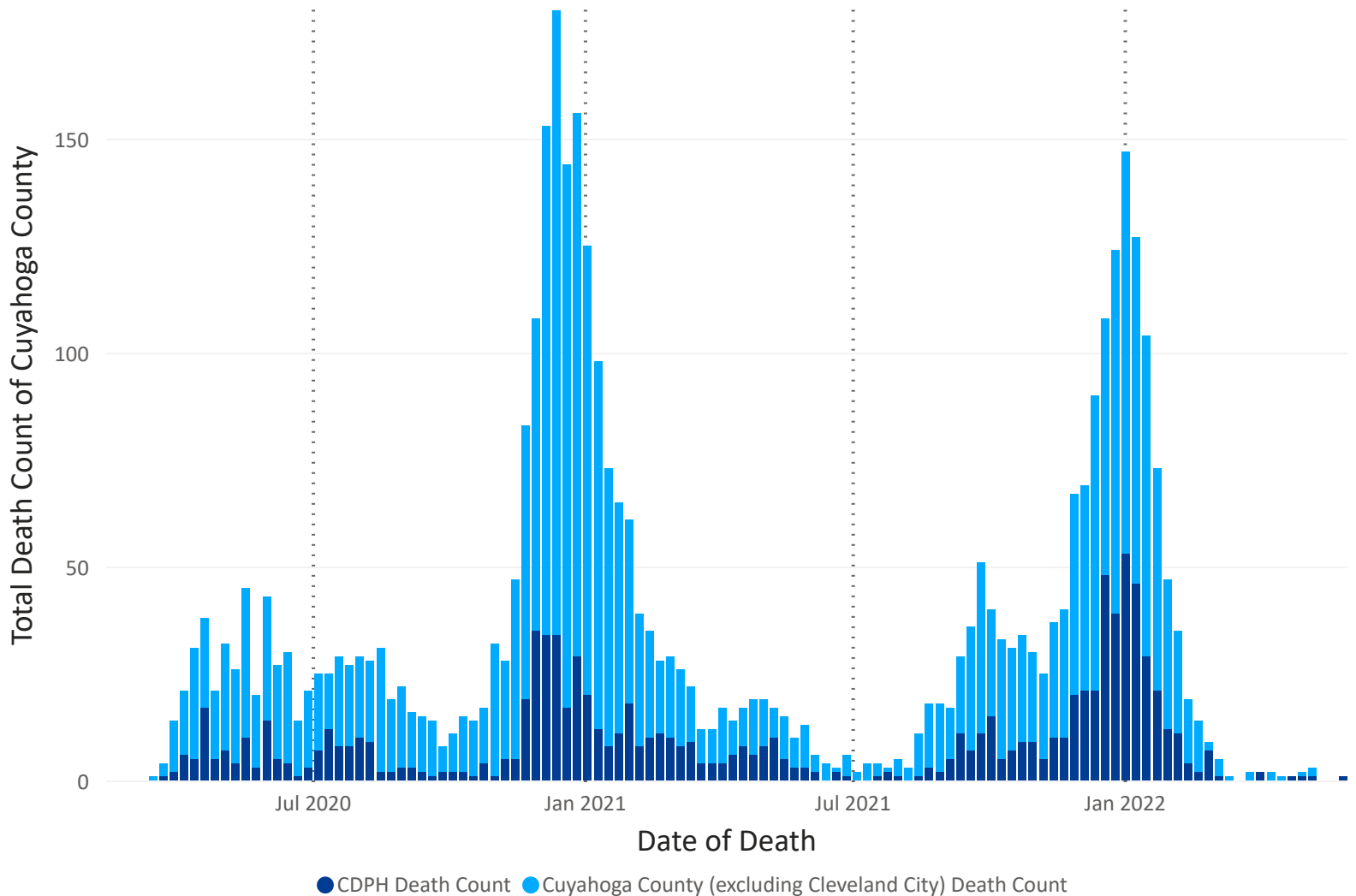


# COVID-19 WATCH

Weekly Coronavirus Disease (COVID-19) Surveillance Report  
Friday, June 17, 2022

## City vs. County Comparisons—Deaths

Figure 15. Comparison of Death Counts Between the City of Cleveland & Cuyahoga County, Reported Weekly (Feb 15, 2020 - Jun 11, 2022)





# COVID-19 WATCH

Weekly Coronavirus Disease (COVID-19) Surveillance Report  
Friday, June 17, 2022

## Disclaimers

The Cuyahoga County numbers are approximate and have been populated using the DataOhio Portal.

**Case Definitions: Confirmed:** Meets confirmatory laboratory evidence. NOTE: People with no symptoms and with a confirmatory positive test are reportable as confirmed cases. **Probable:** 1} Does not have a confirmatory positive test but meets symptom(s) criteria **AND** has had close contact with someone who has a confirmed case of SARS-CoV-2. 2} Has a positive antigen test **AND** was reported on or after 11/1/2020. (For reports received prior to 11/1/2020: Has a positive antigen test **AND** either meets symptom(s) criteria **OR** has had close contact with someone who has a confirmed case of SARS-CoV-2). 3} No confirmatory positive test for but SARS-CoV-2 is listed on the death certificate as a cause of death.

### Metadata

This data report reflects the period starting from February 15, 2020 through June 11, 2022 for the City of Cleveland, Ohio.

Total Cases represent confirmed and probable cases.

Cleveland City data and Cuyahoga County data are compiled on June 14, 2022 using the DataOhio Portal.

Population and demographic data are from the US Census Bureau's 2019 estimates.

Data is preliminary and subject to change as more information is gained.

There may be a delay in reporting.

Data is reported by test date. If test date is unknown, date reported is used as a substitute for the test date. The number of cases can vary based on date used for analysis.

Primary Source: Cleveland Department of Public Health

Organization: Cleveland Department of Public Health

**Cleveland Department of Public Health**  
75 Erieview Plaza, Floor 3  
Cleveland, Ohio 44114  
Office: 216-420-7743  
Fax: 216-664-6159