



COVID-19 WATCH

Weekly Coronavirus Disease (COVID-19) Surveillance Report
Friday, July 08, 2022

Report Contents

Page 1: Key Findings

Pages 2-3: Overview & Summary

Pages 4-7: Case Demographics

Pages 8-9: Vaccine Demographics

Pages 10-11: Booster Demographics

Pages 12-13: Hospitalization Metrics

Page 14: Death Metrics

Pages 15-17: City vs County Trends

Page 18: Metadata

If you have questions concerning the information in this report, email us at covidreport@clevelandohio.gov

Cleveland Department of Public Health
75 Erieview Plaza, Floor 3
Cleveland, Ohio 44114
Office: 216-420-7743
Fax: 216-664-6159

The purpose of the COVID-19 Watch is to summarize the coronavirus surveillance in the City of Cleveland, Ohio. This summary report reflects the period starting from February 15, 2020 until July 2, 2022.

What Matters Most

1. Cleveland COVID-19 cases increased during the week of June 26th with 348 new cases and a rate of 91 new cases per 100,000 residents. The true number of cases is likely much greater than is reported here, due to the fact that positive home tests are not being reported to the health department.
2. During each wave of the pandemic in Cleveland there have been two "peaks", meaning that during time periods with a high number of new cases there have been several weeks when the incidence rate declines slightly before rising again (Figure 1). Currently, Cleveland is experiencing that slight decline of new cases, so it is reasonable to expect another rise of new cases in the coming weeks.
3. The US Food and Drug Administration expanded the emergency use authorizations for the Moderna and Pfizer-BioNTech vaccines. The Moderna vaccine has been authorized for anyone 6 months and older as a two-dose primary series with doses given 4 weeks apart. The Pfizer-BioNTech vaccine may be given as a three-dose primary series for infants 6 months through 4 years or a two dose primary series for children 5 years and older. Pediatricians' offices and pharmacies are the main sites where young children can get vaccinated.
4. According to the CDC, Cuyahoga County's COVID-19 Community Level moved from *low* to *medium* during the week of June 30th. COVID-19 Community Levels are based on the number of new hospital admissions due to COVID-19, the percentage of hospital beds occupied by COVID-19 patients, and the number of new cases. CDPH and the CDC recommend staying up-to-date with vaccination, and getting tested if you have symptoms. If you are at high risk for severe illness, consult with your doctor about additional precautions.
5. This past week, 430 residents received a COVID-19 booster shot. Overall, 48.5% of Cleveland residents have completed a primary vaccination series (two doses of Moderna or Pfizer-BioNTech OR one dose of Johnson & Johnson) and 24.0% received their booster shot.
6. There were 7 COVID-19 hospitalizations during the week of June 26th. Weekly COVID-19 hospitalizations have been decreasing for the past month indicating the new cases have been resulting in mild illness. Vaccination and booster shots remain the best protection from severe illness, hospitalization, and death. COVID-19 vaccine first doses, second doses, and/or boosters can be scheduled by calling 216-664-2222 or visiting gettheshot.coronavirus.gov.



COVID-19 WATCH

Weekly Coronavirus Disease (COVID-19) Surveillance Report
Friday, July 08, 2022

COVID-19 Summary

MEASURE	TOTAL	CONFIRMED	PROBABLE
Cases	85,955	76,653	9,302
Deaths*	996	913	83
Hospitalizations	5,304	5,260	44

Weekly Summary

MEASURE	TOTAL	CONFIRMED	PROBABLE
Cases	348	309	39
Hospitalizations	7	7	0

Vaccine Summary**

MEASURE	TOTAL
Boosted	91,432
Completed	184,870
Individuals vaccinated by CDPH***	43,176
Total residents who received any dose	207,525

Cleveland Department of Public Health
75 Erieview Plaza, Floor 3
Cleveland, Ohio 44114
Office: 216-420-7743
Fax: 216-664-6159

*Final cause of death can take weeks to determine and so the number of deaths in the previous weeks are subject to change as more information is reported from ODH.

**Vaccine data were exported from the DataOhio Portal on July 5, 2022. Vaccination summaries include vaccinations administered to Cleveland residents by any supplier. In CDPH data reporting, individuals are counted in every group of which they meet the criteria. For example, a Cleveland resident who has completed a primary series and received a booster will be included in the counts of each group. Please note, the criteria to have "Completed a Primary Series" differs for individuals who are moderately to severely immunocompromised.

*** Includes both Cleveland residents and non-residents.

Note: See page 18 for "Confirmed" and "Probable" case definitions.

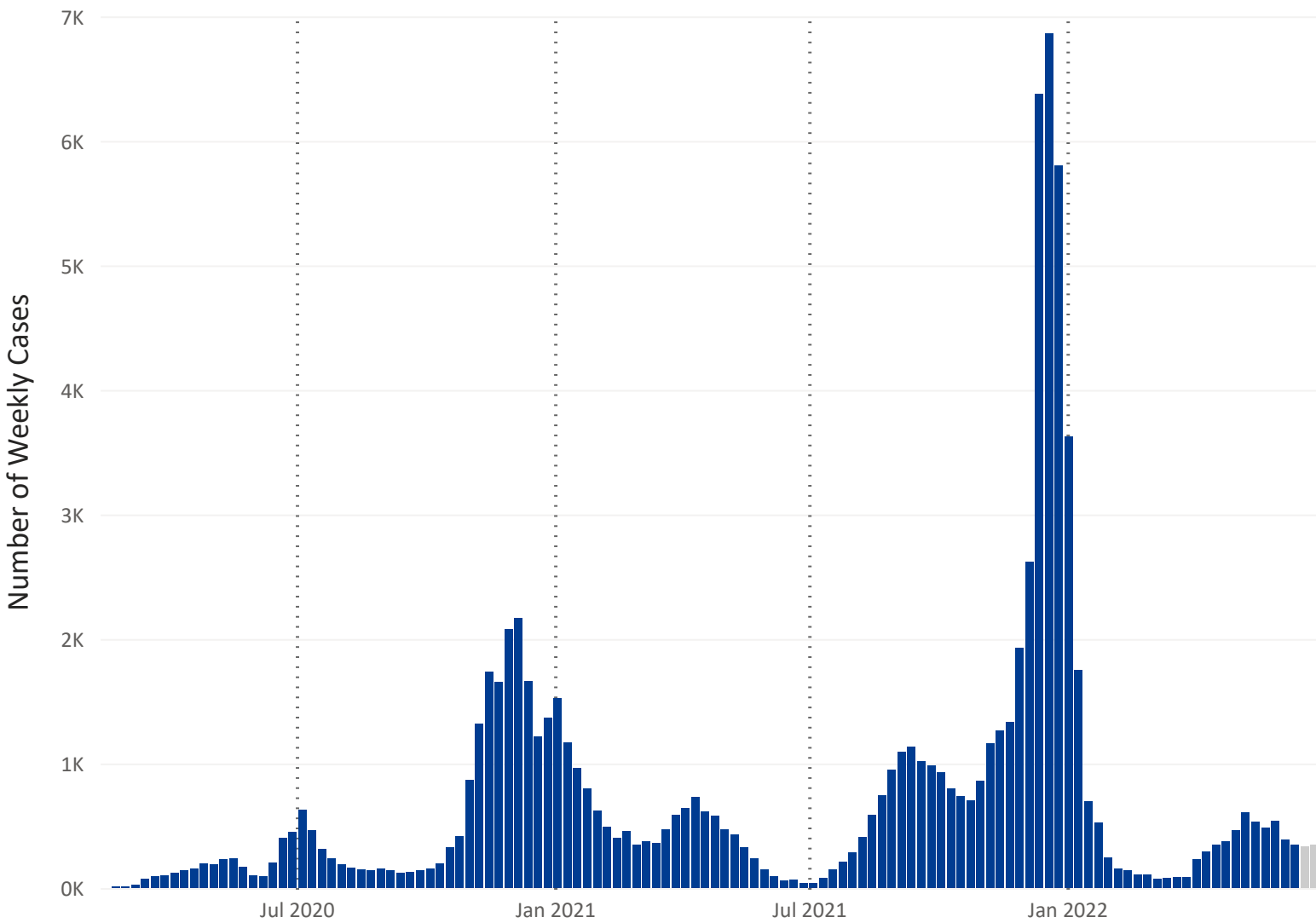


COVID-19 WATCH

Weekly Coronavirus Disease (COVID-19) Surveillance Report
Friday, July 08, 2022

Total Cases by Specimen Collection Date as of July 2, 2022

Figure 1. City of Cleveland COVID-19 Total Cases by Reporting Week (Feb 15, 2020 - Jul 02, 2022) (based on 85,954 cases)



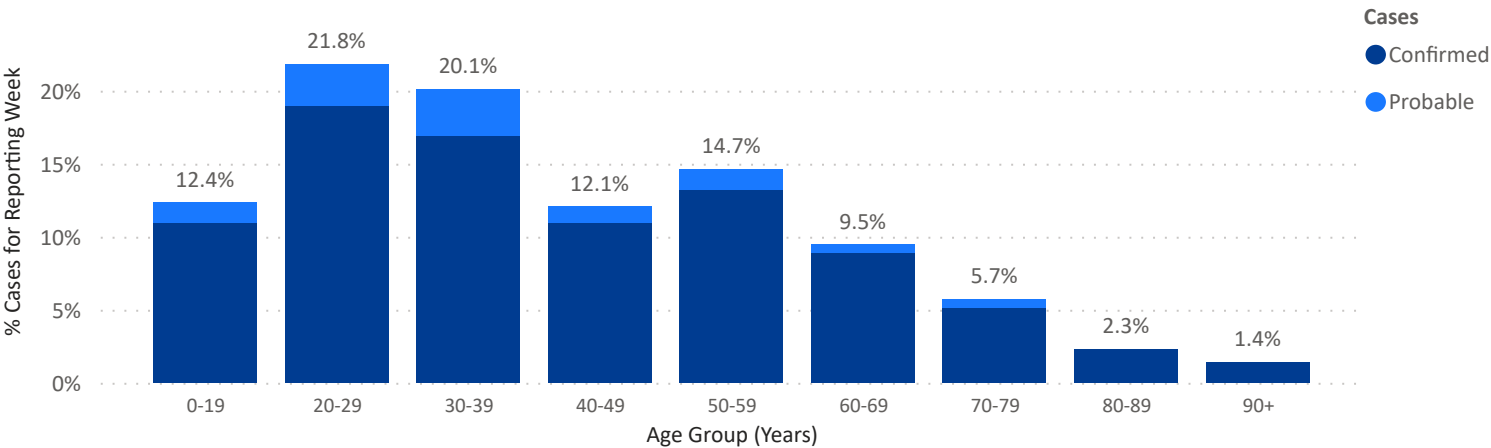


COVID-19 WATCH

Weekly Coronavirus Disease (COVID-19) Surveillance Report
Friday, July 08, 2022

Cases by Age Group

Figure 2. City of Cleveland COVID-19 Cases by Age (Jun 26, 2022 - Jul 02, 2022) (based on 348 cases)

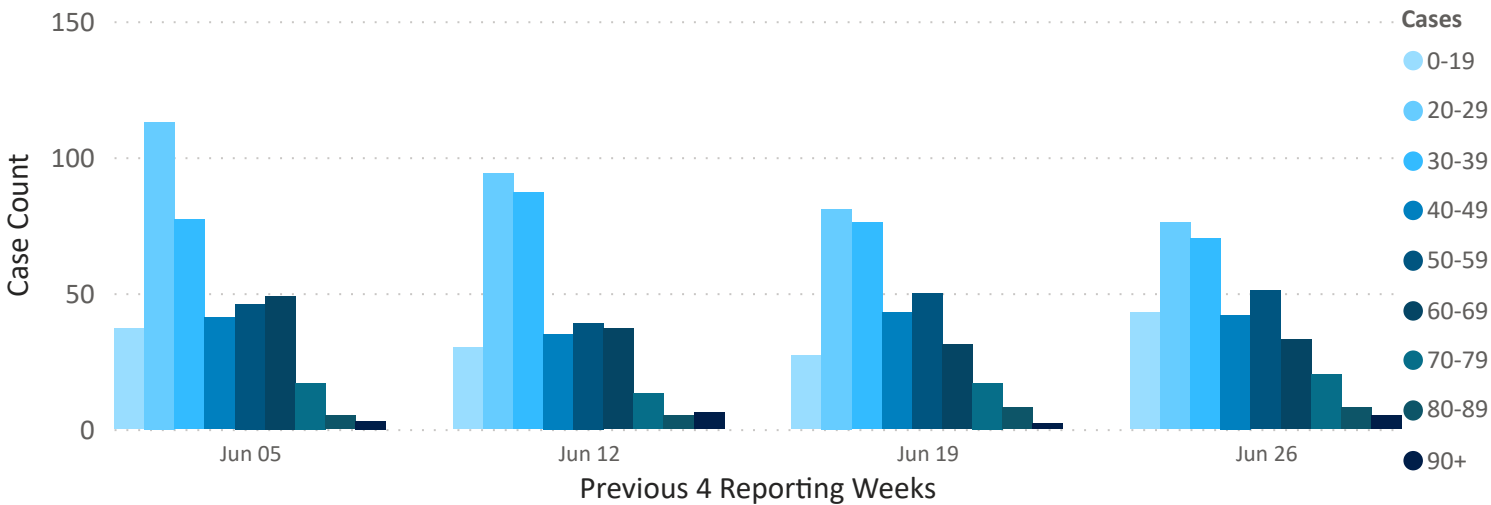


40.08
Average Age

0
Min Age

96
Max Age

Figure 3. COVID-19 Cases in City of Cleveland by Age (Jun 05, 2022 - Jul 02, 2022) (based on 1,417 cases)



39.77
Average Age

0
Min Age

98
Max Age

Cleveland Department of Public Health
75 Erieview Plaza, Floor 3
Cleveland, Ohio 44114
Office: 216-420-7743
Fax: 216-664-6159

Note: [Figure 3](#) does not include 3 cases whose age is unknown. See page 18 for "Confirmed" and "Probable" case definitions.



COVID-19 WATCH

Weekly Coronavirus Disease (COVID-19) Surveillance Report
Friday, July 08, 2022

Cases by Gender

Figure 4. City of Cleveland COVID-19 Cases by Gender (Jun 26, 2022 - Jul 02, 2022) (based on 347 cases)

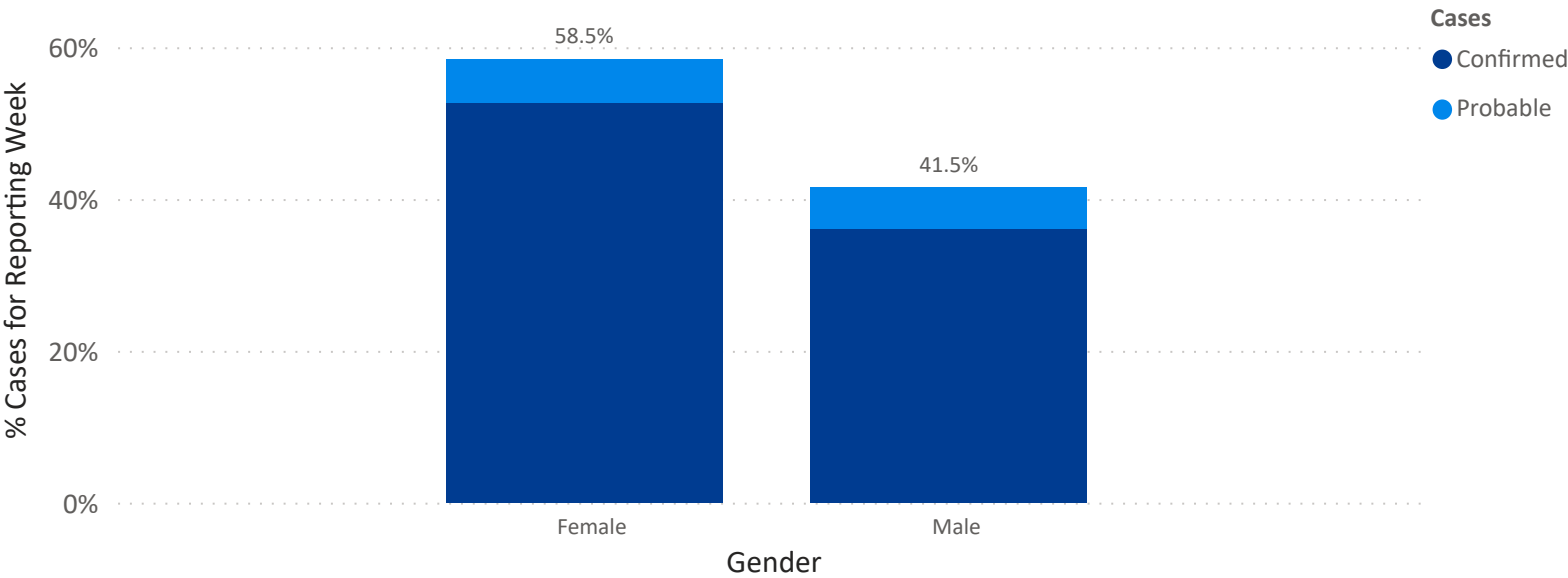
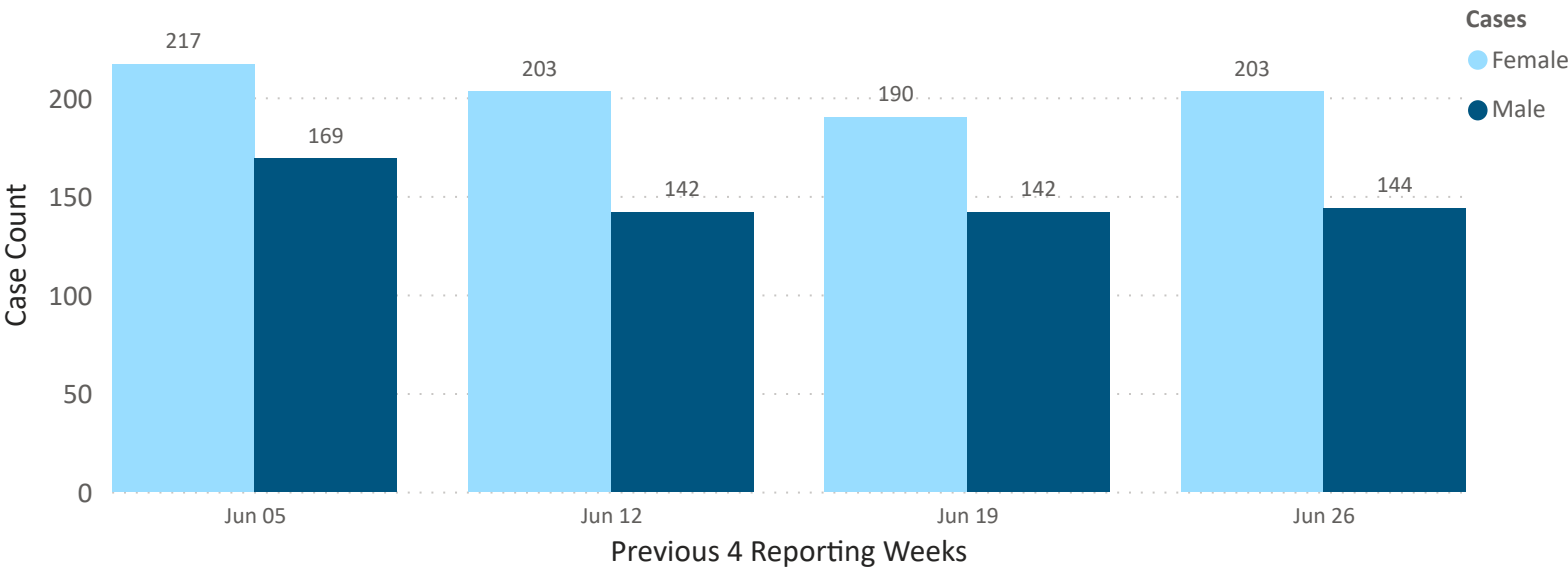


Figure 5. COVID-19 Cases in City of Cleveland by Gender (Jun 05, 2022 - Jul 02, 2022) (based on 1,410 cases)



Cleveland Department of Public Health
75 Erieview Plaza, Floor 3
Cleveland, Ohio 44114
Office: 216-420-7743
Fax: 216-664-6159

Note: [Figure 4](#) does not include 1 cases whose sex is unknown. [Figure 5](#) does not include 10 cases whose sex is unknown.



COVID-19 WATCH

Weekly Coronavirus Disease (COVID-19) Surveillance Report
Friday, July 08, 2022

Cases by Race

Figure 6. City of Cleveland COVID-19 Cases by Race (Jun 26, 2022 - Jul 02, 2022) (based on 297 cases)

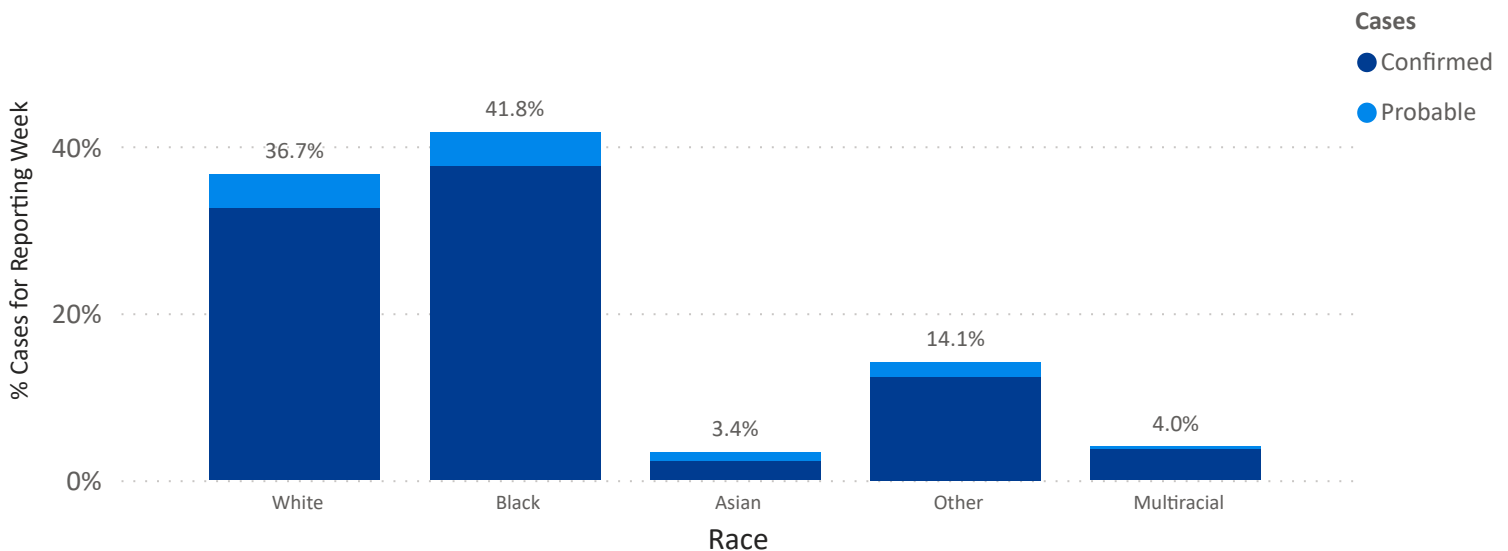
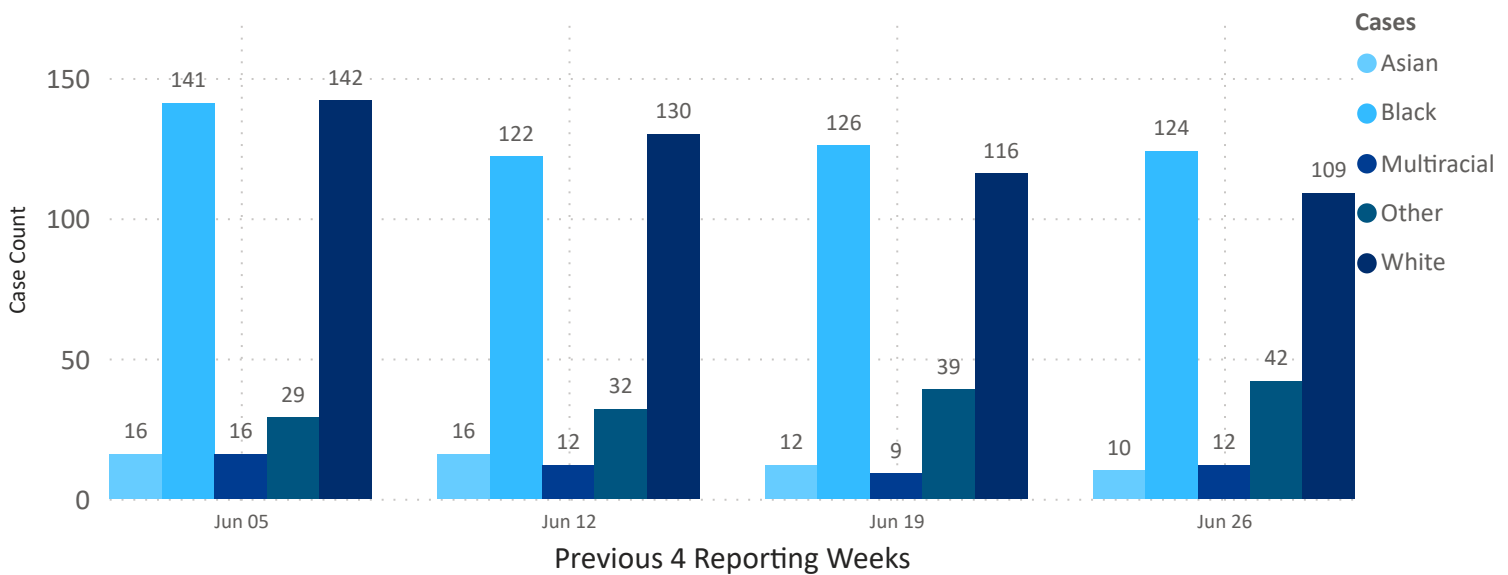


Figure 7. COVID-19 Cases in City of Cleveland by Race (Jun 05, 2022 - Jul 02, 2022) (based on 1,255 cases)



Cleveland Department of Public Health
75 Erieview Plaza, Floor 3
Cleveland, Ohio 44114
Office: 216-420-7743
Fax: 216-664-6159

Note: Figure 6 does not include 51 cases with unknown races. Figure 7 does not include 165 cases with unknown races. American Indian/Alaska Native and Native Hawaiian/Pacific Islander are included under Other races.



COVID-19 WATCH

Weekly Coronavirus Disease (COVID-19) Surveillance Report
Friday, July 08, 2022

Cases by Ethnicity

Figure 8. City of Cleveland COVID-19 Cases by Ethnicity (Jun 26, 2022 - Jul 02, 2022) (based on 348 cases)

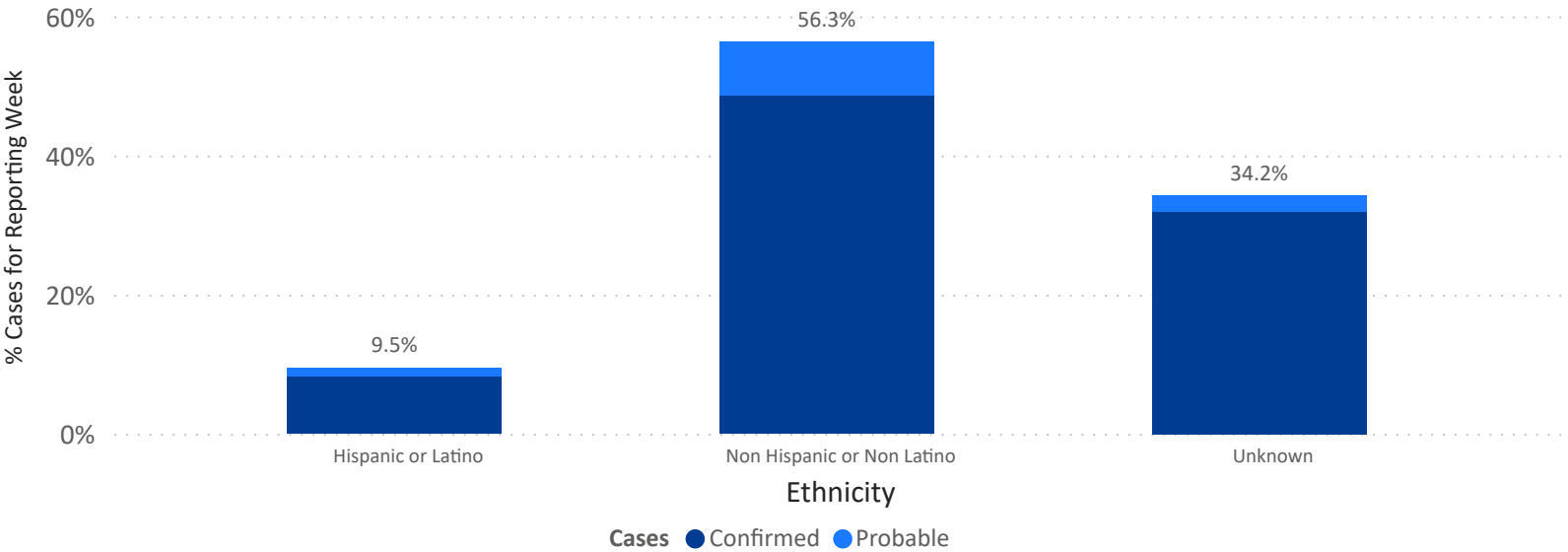
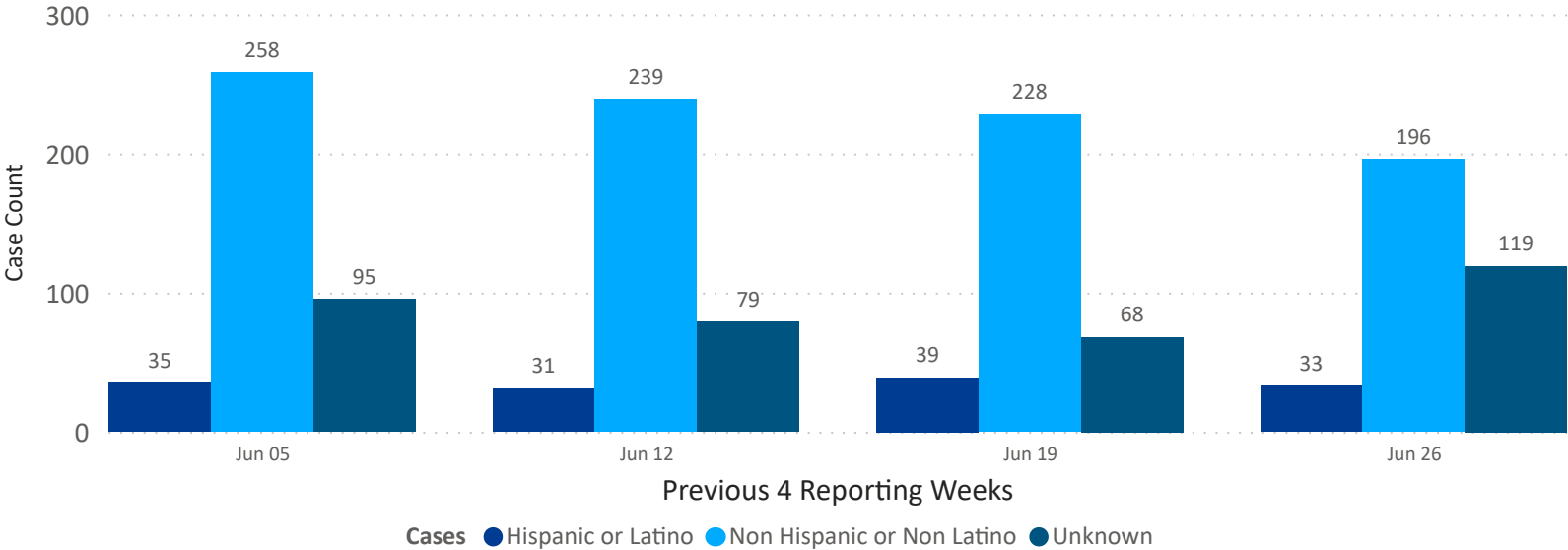


Figure 9. COVID-19 Cases in City of Cleveland by Ethnicity (Jun 05, 2022 - Jul 02, 2022) (based on 1,420 cases)





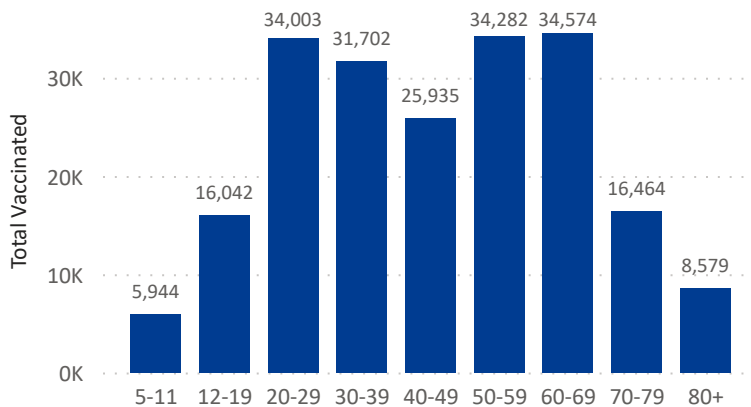
COVID-19 WATCH

Weekly Coronavirus Disease (COVID-19) Surveillance Report
Friday, July 08, 2022

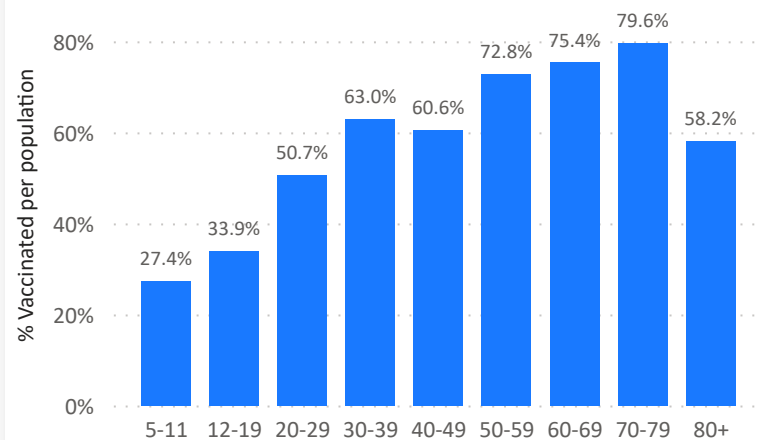
Demographics of Cleveland Residents who have received any dose of vaccine through July 2, 2022

Age Groups

Number of Vaccinated Cleveland Residents by Age Group (based on 207,525 residents)

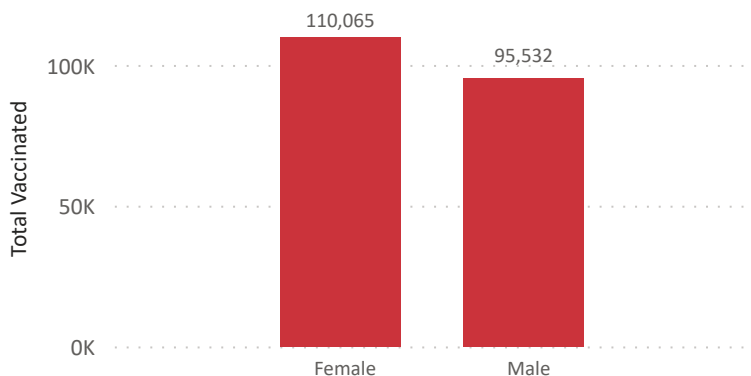


% of Cleveland Residents Vaccinated per Age Group

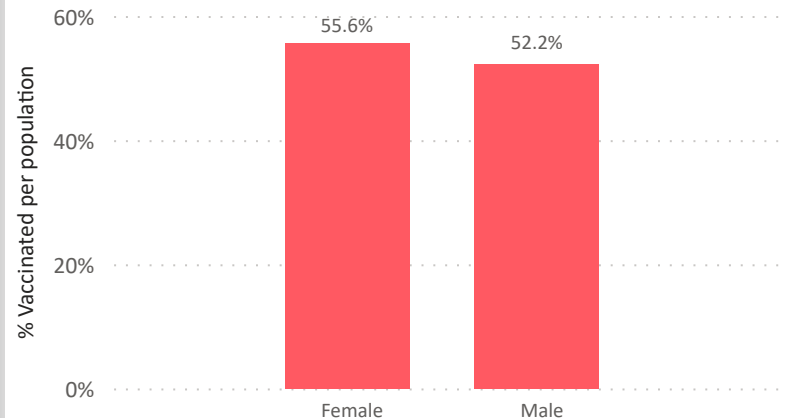


Sex

Number of Vaccinated Cleveland Residents by Sex (based on 205,597 residents)



% of Cleveland Residents Vaccinated per Sex



Cleveland Department of Public Health

75 Erieview Plaza, Floor 3
Cleveland, Ohio 44114
Office: 216-420-7743
Fax: 216-664-6159

The total Cleveland population of 380,989 along with the age, race, sex, and ethnicity data are estimates reported by the US Census Bureau 2019. There are no estimates for "Unknown" or "Other" sex and age groups, so percent of population cannot be calculated for these groups. Data for % Vaccinated out of total population graphs can be read, for example, "79.6 % of the 70-79 year old population in Cleveland have received at least one dose of the COVID-19 vaccine". Sex graph does not include 1,865 "unknown" and 63 "other".

These graphs represent Cleveland residents who received any dose of a COVID-19 vaccine.



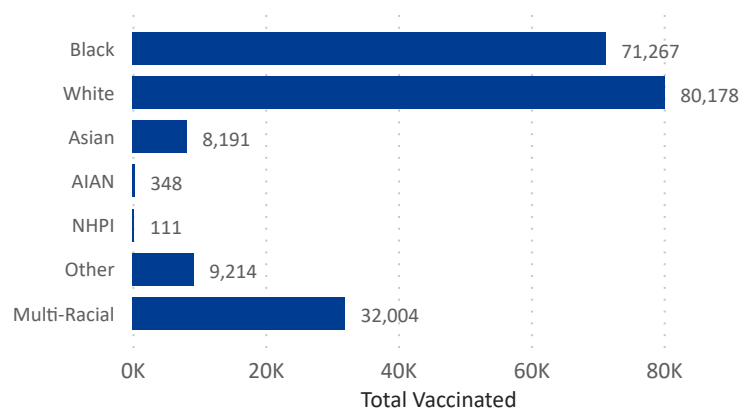
COVID-19 WATCH

Weekly Coronavirus Disease (COVID-19) Surveillance Report
Friday, July 08, 2022

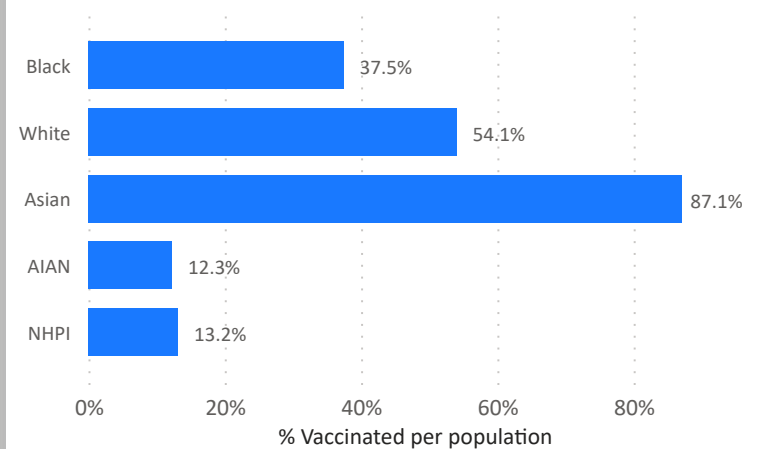
Demographics of Cleveland Residents who have received any dose of vaccine through July 2, 2022

Race

Number of Vaccinated Cleveland Residents by Race (based on 201,313 residents)

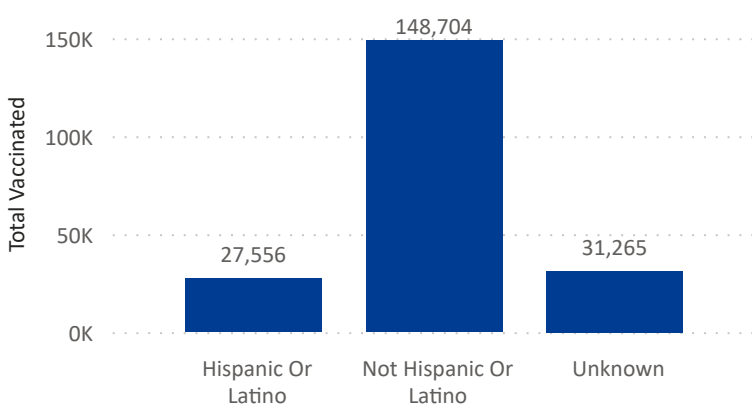


% of Cleveland Residents Vaccinated per Race Population

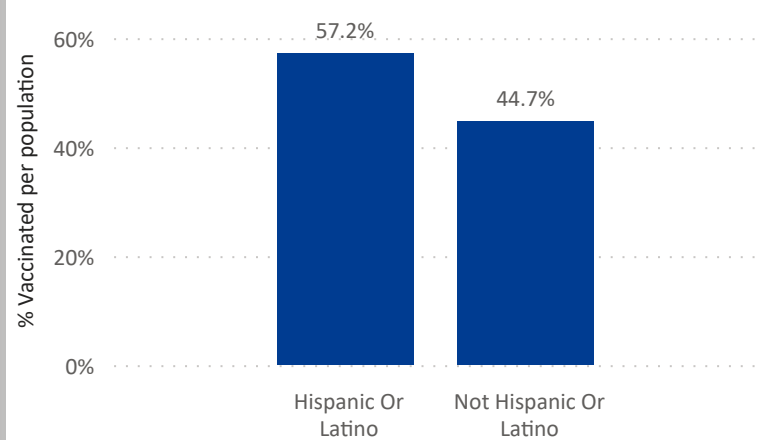


Ethnicity

Number of Vaccinated Cleveland Residents by Ethnicity (based on 207,525 residents)



% of Cleveland Residents Vaccinated per Ethnicity



Cleveland Department of Public Health

75 Erieview Plaza, Floor 3
Cleveland, Ohio 44114
Office: 216-420-7743
Fax: 216-664-6159

The total Cleveland population of 380,989 along with the age, race, sex, and ethnicity data are estimates reported by the US Census Bureau 2019. There are no population estimates for "Unknown" and "Other" race and ethnicity categories, so % population cannot be calculated for these groups. AIAN = American Indian/Alaska Native; NHPI = Native Hawaiian/Pacific Islander. Other race does not include two or more races. Race graph does not include 6,212 unknown race. These graphs represent Cleveland residents who received any dose of a COVID-19 vaccine.



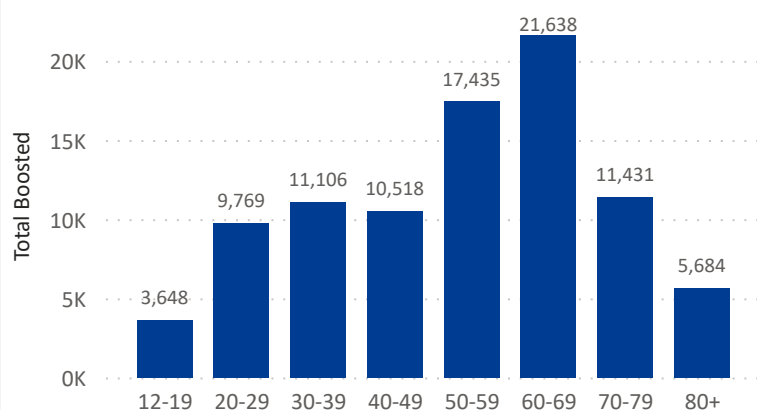
COVID-19 WATCH

Weekly Coronavirus Disease (COVID-19) Surveillance Report
Friday, July 08, 2022

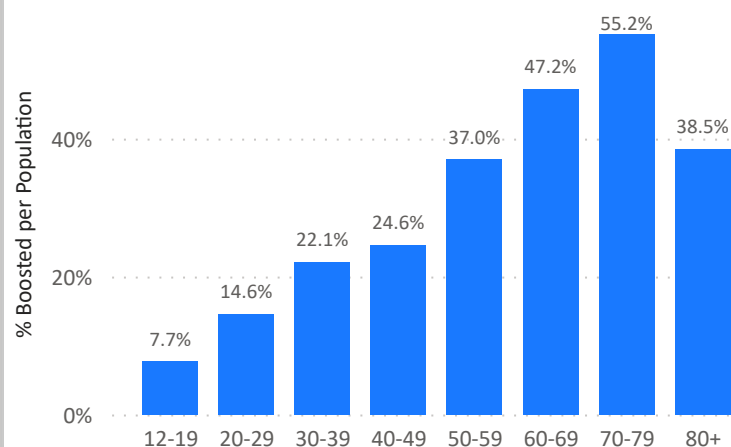
Demographics of Cleveland Residents who received a booster dose through July 2, 2022

Age Groups

Number of Boosted Cleveland Residents by Age Group (based on 91,229 residents)

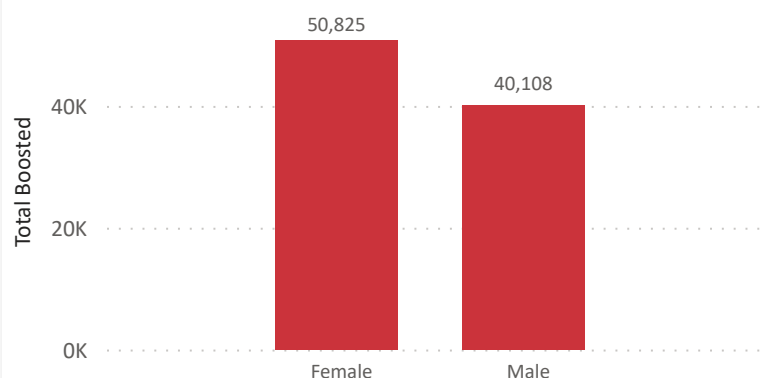


% of Cleveland Residents Boosted by Age Group

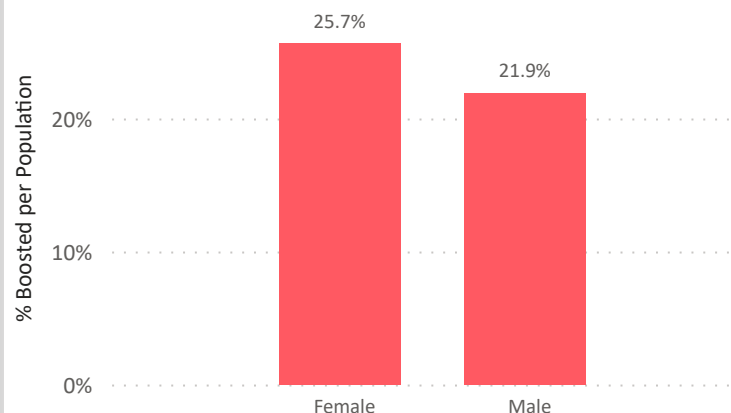


Sex

Number of Boosted Cleveland Residents by Sex (based on 90,933 residents)



% of Cleveland Residents Boosted per Sex



Cleveland Department of Public Health
75 Erieview Plaza, Floor 3
Cleveland, Ohio 44114
Office: 216-420-7743
Fax: 216-664-6159

The total Cleveland population of 380,989 along with the age, race, sex, and ethnicity data are estimates reported by the US Census Bureau 2019. There are no estimates for "Unknown" or "Other" sex and age groups, so percent of population cannot be calculated for these groups. Data for % boosted out of total population graphs can be read as, for example, "38.5% of the 80+ year old population in Cleveland have received their booster dose". Sex graph does include 478 "Unknown" and 21 "Other". These graphs represent Cleveland residents who received a booster dose. Boosted % represents number of people who received their booster dose among the population of that group.



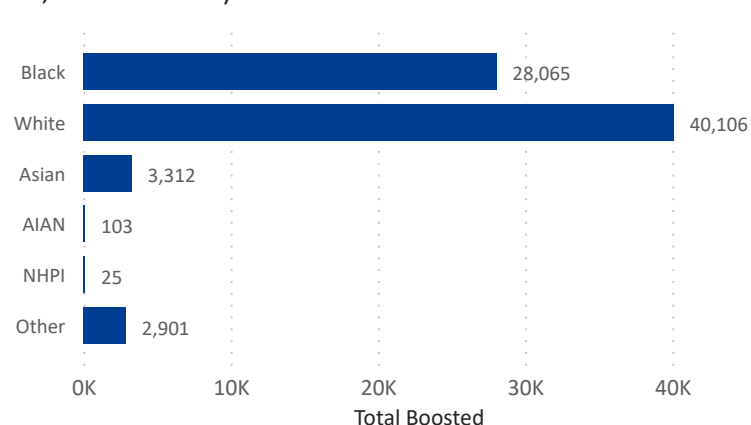
COVID-19 WATCH

Weekly Coronavirus Disease (COVID-19) Surveillance Report
Friday, July 08, 2022

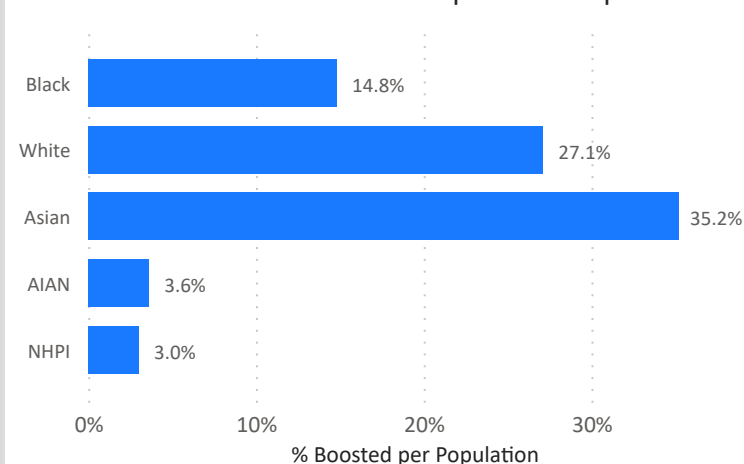
Demographics of Cleveland Residents who received a booster dose through July 2, 2022

Race

Number of Boosted Cleveland Residents by Race (based on 74,512 residents)

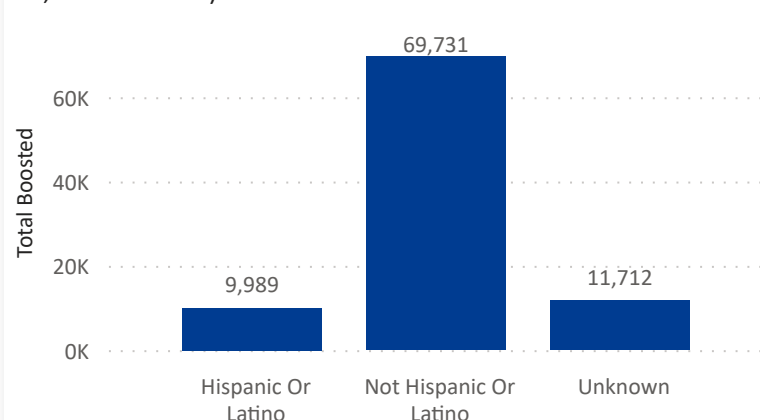


% of Cleveland Residents Boosted per Race Population

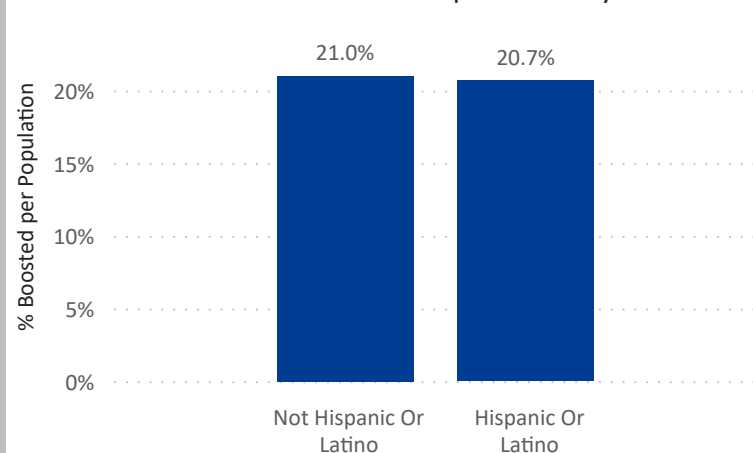


Ethnicity

Number of Boosted Cleveland Residents by Ethnicity (based on 91,432 residents)



% of Cleveland Residents Boosted per Ethnicity



Cleveland Department of Public Health
75 Erievue Plaza, Floor 3
Cleveland, Ohio 44114
Office: 216-420-7743
Fax: 216-664-6159

The total Cleveland population of 380,989 along with the age, race, sex, and ethnicity data are estimates reported by the US Census Bureau 2019. There are no population estimates for "Unknown" and "Other" race and ethnicity categories, so % population cannot be calculated for these groups. AIAN = American Indian/Alaska Native; NHPI = Native Hawaiian/Pacific Islander. Other race does not include two or more races. Race graph does not include 15,219 multi-racial and 1,701 unknown race.

These graphs represent Cleveland residents who received a booster dose. Booster % represents number of people who received their booster dose among the population of that group.

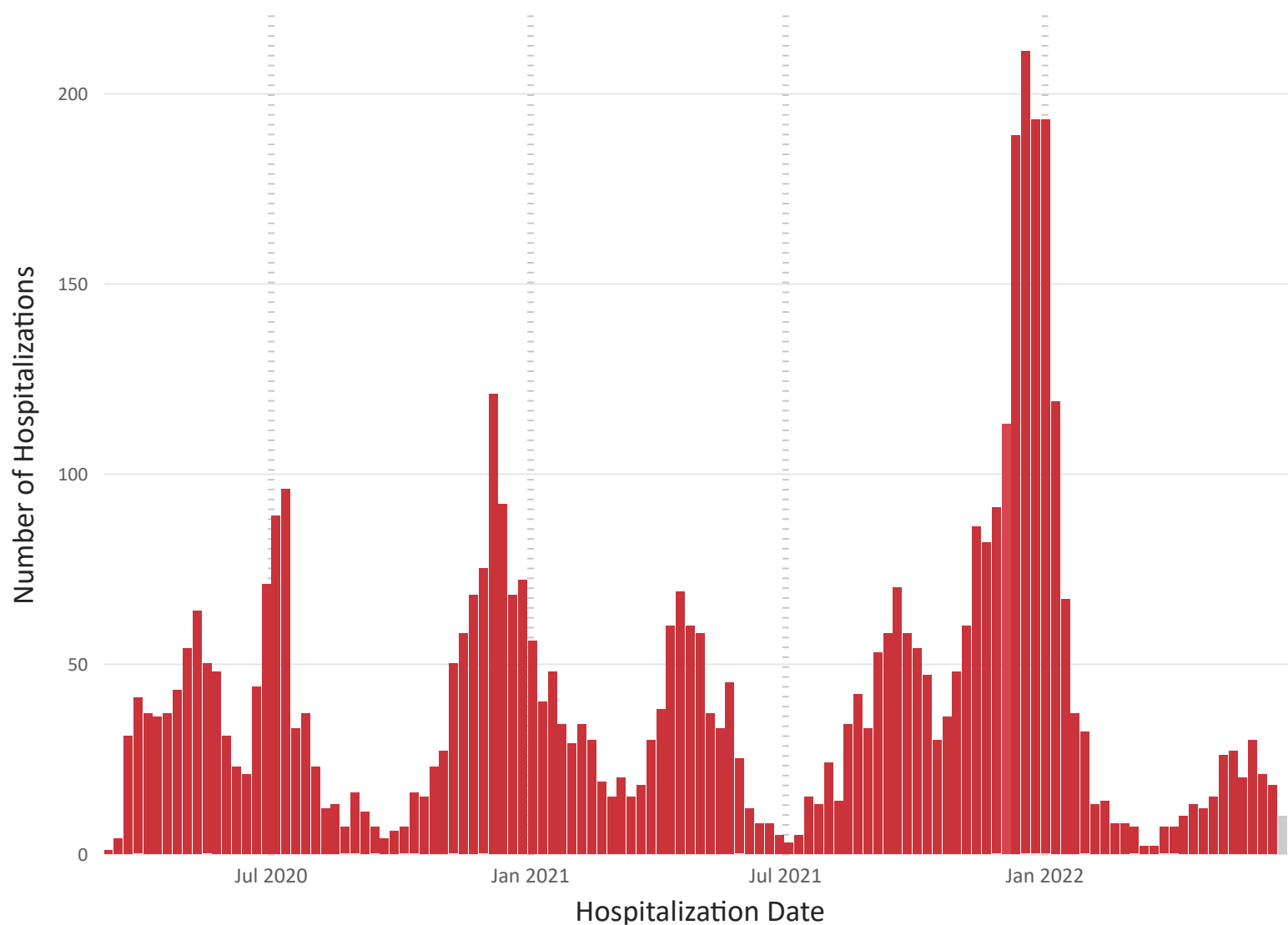


COVID-19 WATCH

Weekly Coronavirus Disease (COVID-19) Surveillance Report
Friday, July 08, 2022

Hospitalization by Admission Date

Figure 10. City of Cleveland COVID-19 Hospitalizations by Reporting Week (Feb 15, 2020 - Jul 02, 2022) (based on 4,915 cases)



Cleveland Department of Public Health
75 Erievue Plaza, Floor 3
Cleveland, Ohio 44114
Office: 216-420-7743
Fax: 216-664-6159

* As of February 12, 2021, hospitalization counts are shown in the present report by hospital admission date. Prior to this date, they had been shown by test date.

* Hospitalization data is preliminary and will be updated in subsequent weeks due to reporting delays.

Note: Figure 10 does not include 388 cases for whom hospital admission date is unknown and 1 case with an admission date prior to February 15, 2020.



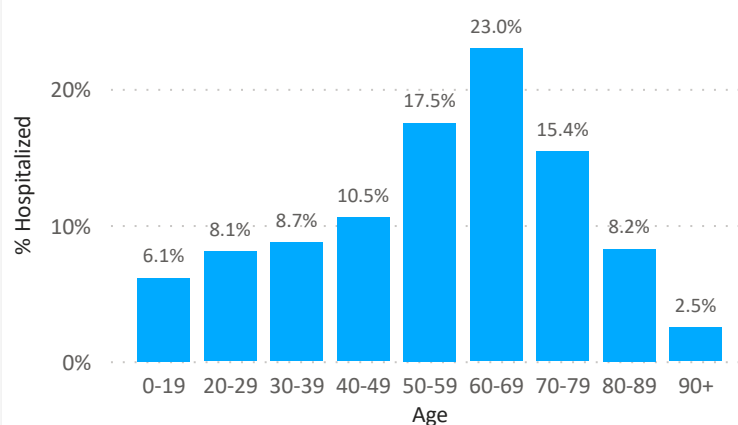
COVID-19 WATCH

Weekly Coronavirus Disease (COVID-19) Surveillance Report
Friday, July 08, 2022

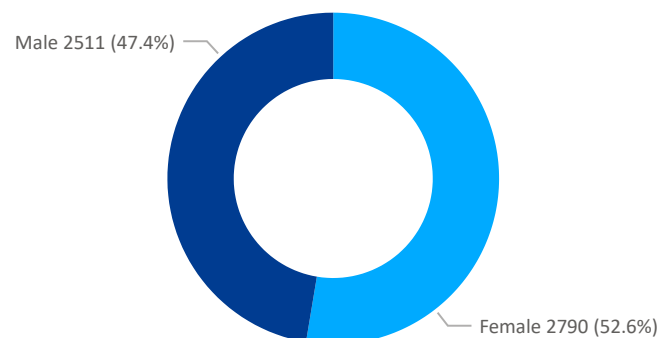
Total Hospitalizations

Figure 11. City of Cleveland COVID-19 Hospitalizations by Demographics (Feb 15, 2020 - Jul 02, 2022) (based on 5,304 cases)

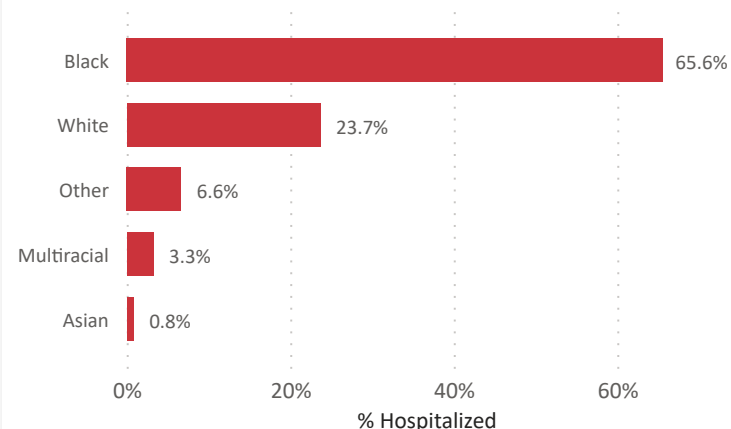
By Age



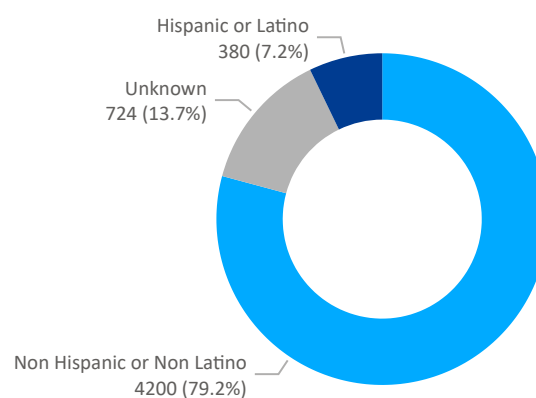
By Gender



By Race



By Ethnicity





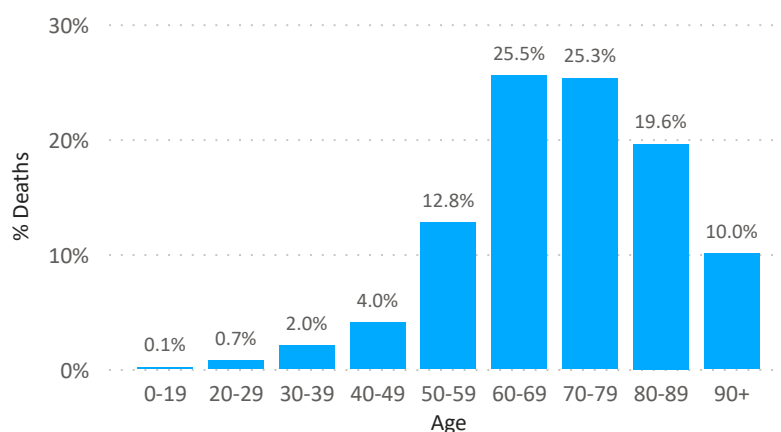
COVID-19 WATCH

Weekly Coronavirus Disease (COVID-19) Surveillance Report
Friday, July 08, 2022

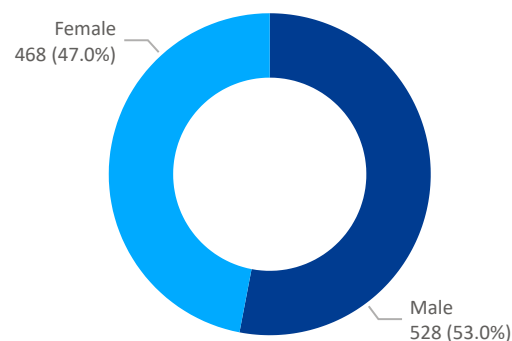
Total Deaths

Figure 12. City of Cleveland COVID-19 Deaths by Demographics (Feb 15, 2020 - Jul 02, 2022) (based on 996 cases)

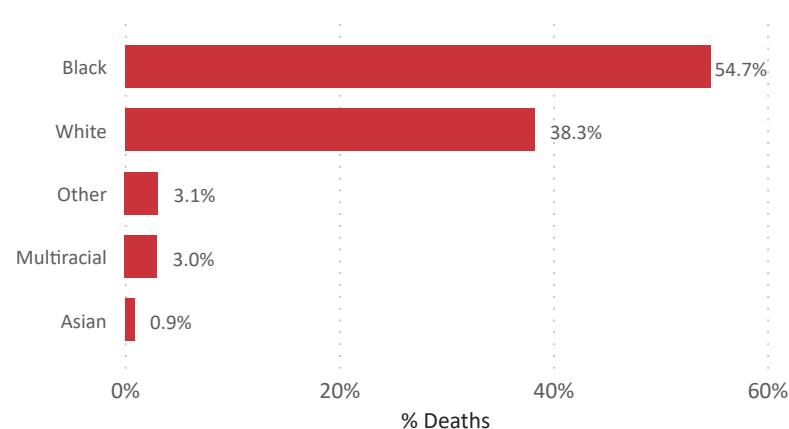
By Age



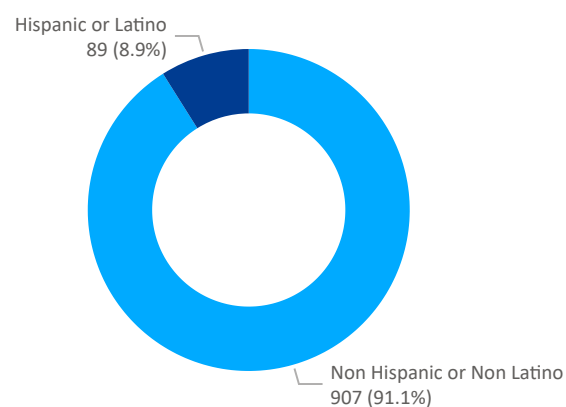
By Gender



By Race



By Ethnicity



Cleveland Department of Public Health

75 Erievue Plaza, Floor 3

Cleveland, Ohio 44114

Office: 216-420-7743

Fax: 216-664-6159

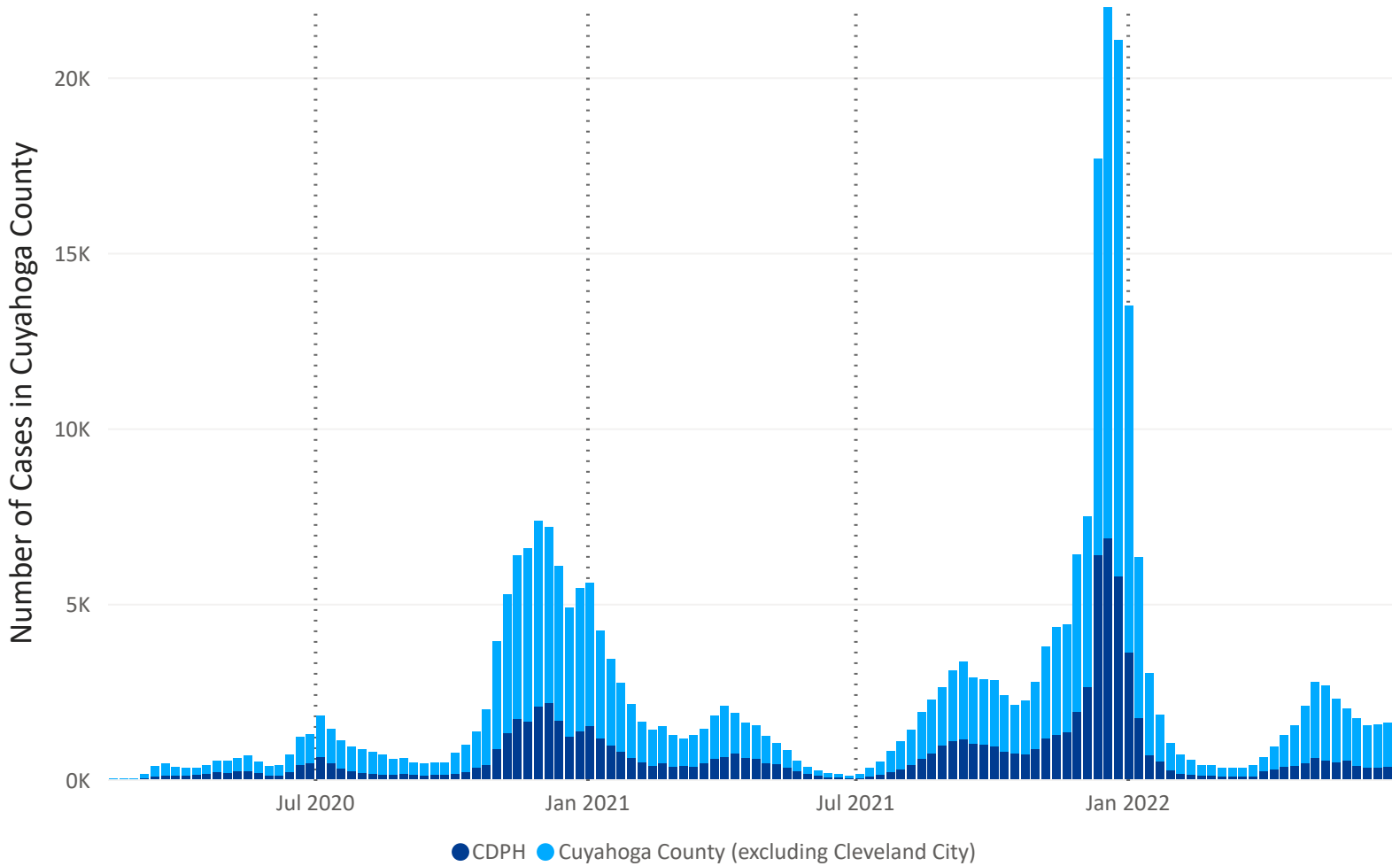


COVID-19 WATCH

Weekly Coronavirus Disease (COVID-19) Surveillance Report
Friday, July 08, 2022

City vs. County Comparisons—Total Number of Cases

Figure 13. Comparison of Total Number of Cases Between the City of Cleveland & Cuyahoga County, Reported Weekly (Feb 15, 2020 - Jul 02, 2022)



85,955

Total Case in Cleveland City

293,670

Total Cases in Cuyahoga County

29.3 %

of Cuyahoga County Cases in Cleveland City

Cleveland Department of Public Health
75 Erievue Plaza, Floor 3
Cleveland, Ohio 44114
Office: 216-420-7743
Fax: 216-664-6159

Note: According to the US Census Bureau, the City of Cleveland represents 31% of the Cuyahoga County population.

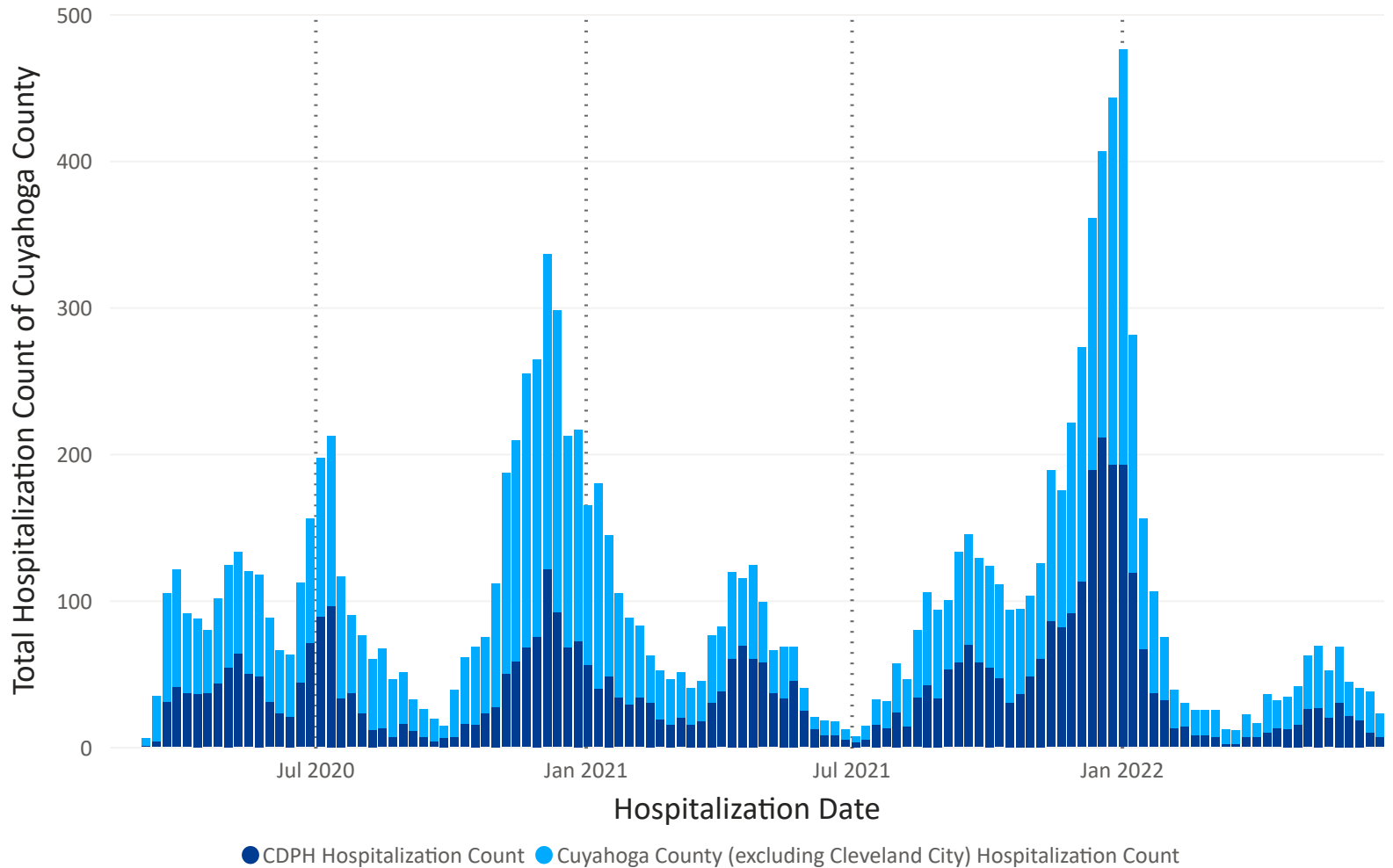


COVID-19 WATCH

Weekly Coronavirus Disease (COVID-19) Surveillance Report
Friday, July 08, 2022

City vs. County Comparisons—Hospitalization Count

Figure 14. Comparison of Hospitalization Counts Between the City of Cleveland & Cuyahoga County, Reported Weekly (Feb 15, 2020 - Jul 02, 2022)



5,304

Total Hospitalizations in Cleveland City

13,287

Total Hospitalizations in Cuyahoga County

39.9%

of Cuyahoga County Hospitalizations
in Cleveland City

Cleveland Department of Public Health
75 Erieview Plaza, Floor 3
Cleveland, Ohio 44114
Office: 216-420-7743
Fax: 216-664-6159

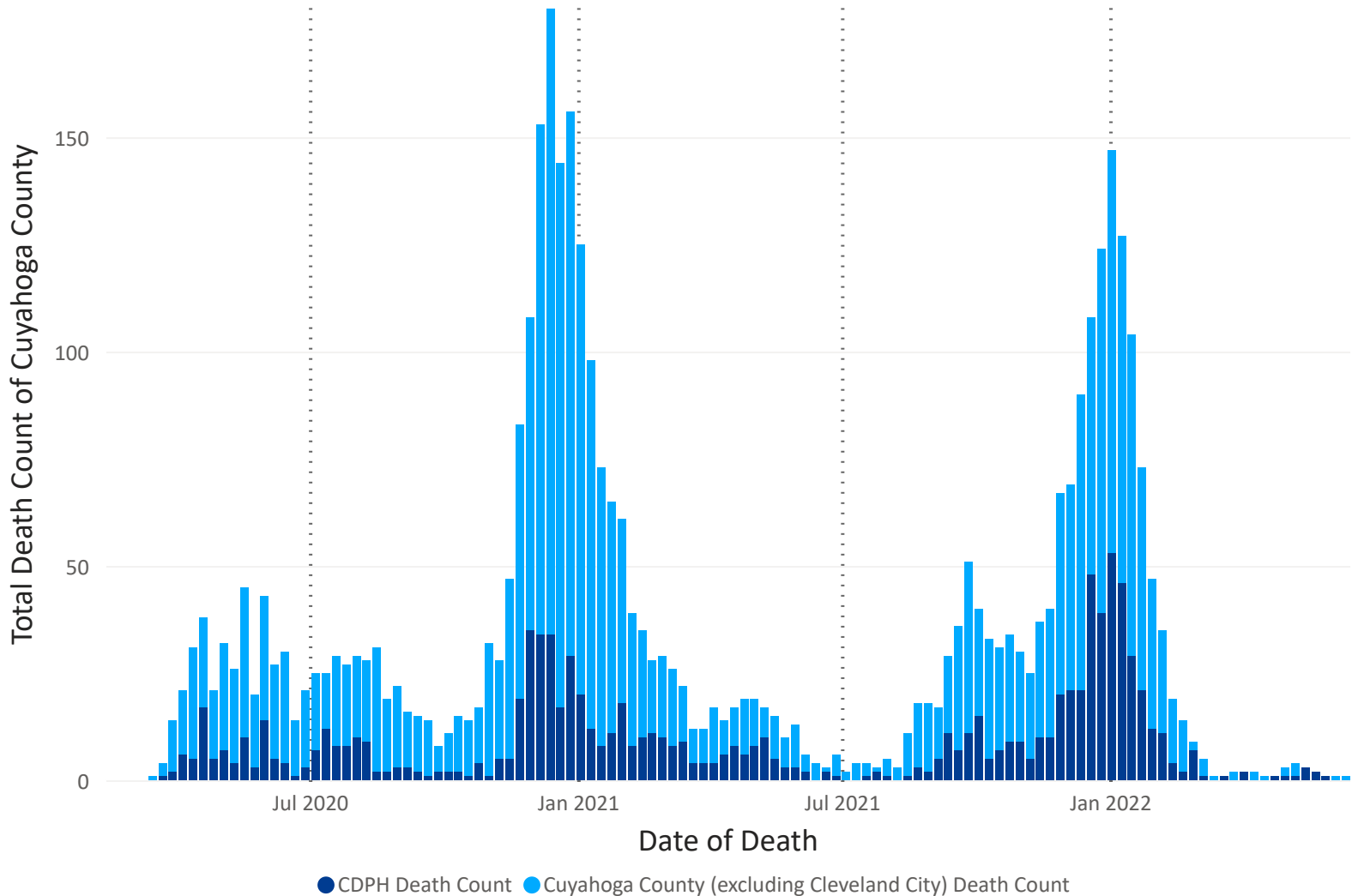


COVID-19 WATCH

Weekly Coronavirus Disease (COVID-19) Surveillance Report
Friday, July 08, 2022

City vs. County Comparisons—Deaths

Figure 15. Comparison of Death Counts Between the City of Cleveland & Cuyahoga County, Reported Weekly (Feb 15, 2020 - Jul 02, 2022)





COVID-19 WATCH

Weekly Coronavirus Disease (COVID-19) Surveillance Report
Friday, July 08, 2022

Disclaimers

The Cuyahoga County numbers are approximate and have been populated using the DataOhio Portal.

Case Definitions: Confirmed: Meets confirmatory laboratory evidence. NOTE: People with no symptoms and with a confirmatory positive test are reportable as confirmed cases. **Probable:** 1} Does not have a confirmatory positive test but meets symptom(s) criteria **AND** has had close contact with someone who has a confirmed case of SARS-CoV-2. 2} Has a positive antigen test **AND** was reported on or after 11/1/2020. (For reports received prior to 11/1/2020: Has a positive antigen test **AND** either meets symptom(s) criteria **OR** has had close contact with someone who has a confirmed case of SARS-CoV-2). 3} No confirmatory positive test for but SARS-CoV-2 is listed on the death certificate as a cause of death.

Metadata

This data report reflects the period starting from February 15, 2020 through July 2, 2022 for the City of Cleveland, Ohio.

Total Cases represent confirmed and probable cases.

Cleveland City data and Cuyahoga County data are compiled on July 5, 2022 using the DataOhio Portal.

Population and demographic data are from the US Census Bureau's 2019 estimates.

Data is preliminary and subject to change as more information is gained.

There may be a delay in reporting.

Data is reported by test date. If test date is unknown, date reported is used as a substitute for the test date. The number of cases can vary based on date used for analysis.

Primary Source: Cleveland Department of Public Health

Organization: Cleveland Department of Public Health

Cleveland Department of Public Health
75 Erieview Plaza, Floor 3
Cleveland, Ohio 44114
Office: 216-420-7743
Fax: 216-664-6159