



COVID-19 WATCH

Weekly Coronavirus Disease (COVID-19) Surveillance Report
Friday, July 15, 2022

Report Contents

Page 1: Key Findings

Pages 2-3: Overview & Summary

Pages 4-7: Case Demographics

Pages 8-9: Vaccine Demographics

Pages 10-11: Booster Demographics

Pages 12-13: Hospitalization Metrics

Page 14: Death Metrics

Pages 15-17: City vs County Trends

Page 18: Metadata

If you have questions concerning the information in this report, email us at covidreport@clevelandohio.gov

Cleveland Department of Public Health
75 Erieview Plaza, Floor 3
Cleveland, Ohio 44114
Office: 216-420-7743
Fax: 216-664-6159

The purpose of the COVID-19 Watch is to summarize the coronavirus surveillance in the City of Cleveland, Ohio. This summary report reflects the period starting from February 15, 2020 until July 9, 2022.

What Matters Most

1. Cleveland COVID-19 cases increased during the week of July 2nd with 460 new cases and a rate of 120 new cases per 100,000 residents. This is the first week since the end of May that there has been high COVID-19 transmission in Cleveland. The true number of cases is likely much greater than is reported here, due to the fact that positive home tests are not being reported to the health department.
2. During each wave of the pandemic in Cleveland there have been two "peaks", meaning that during time periods with a high number of new cases there have been several weeks when the incidence rate declines slightly before rising again (Figure 1). Currently, Cleveland is now rising toward second peak of this wave.
3. According to the Centers for Disease Control and Prevention, the BA.5 variant is now the most dominant strain of COVID-19 in the country. This variant is highly transmissible however, there is no evidence that it causes more severe disease.
4. This past week, 272 residents received a COVID-19 booster shot. Overall, 48.3% of Cleveland residents have completed a primary vaccination series (two doses of Moderna or Pfizer-BioNTech OR one dose of Johnson & Johnson) and 23.9% received their booster shot.
5. Starting July 12th, CDPH is using an updated population count from the American Community Survey (ACS) 2020. ACS changes the population count in Cleveland from 380,989 to 383,331. This updated denominator provides more accurate tracking of COVID-19 incidence in addition to vaccination and booster rates within the City of Cleveland.
6. There were 13 COVID-19 hospitalizations during the week of July 2nd. This comes after 4 consecutive weeks of decreasing weekly COVID-19 hospitalizations. This was expected with the increase in COVID-19 cases. Vaccination and booster shots remain the best protection from severe illness, hospitalization, and death. COVID-19 vaccine first doses, second doses, and/or boosters can be scheduled by calling 216-664-2222 or visiting gettheshot.coronavirus.gov.



COVID-19 WATCH

Weekly Coronavirus Disease (COVID-19) Surveillance Report
Friday, July 15, 2022

COVID-19 Summary

MEASURE	TOTAL	CONFIRMED	PROBABLE
Cases	86,452	77,100	9,352
Deaths*	998	915	83
Hospitalizations	5,324	5,280	44

Weekly Summary

MEASURE	TOTAL	CONFIRMED	PROBABLE
Cases	460	416	44
Hospitalizations	13	13	0

Vaccine Summary**

MEASURE	TOTAL
Boosted	91,704
Completed	185,027
Individuals vaccinated by CDPH***	43,298
Total residents who received any dose	207,747

Cleveland Department of Public Health
75 Erieview Plaza, Floor 3
Cleveland, Ohio 44114
Office: 216-420-7743
Fax: 216-664-6159

*Final cause of death can take weeks to determine and so the number of deaths in the previous weeks are subject to change as more information is reported from ODH.

**Vaccine data were exported from the DataOhio Portal on July 12, 2022. Vaccination summaries include vaccinations administered to Cleveland residents by any supplier. In CDPH data reporting, individuals are counted in every group of which they meet the criteria. For example, a Cleveland resident who has completed a primary series and received a booster will be included in the counts of each group. Please note, the criteria to have "Completed a Primary Series" differs for individuals who are moderately to severely immunocompromised.

*** Includes both Cleveland residents and non-residents.

Note: See page 18 for "Confirmed" and "Probable" case definitions.

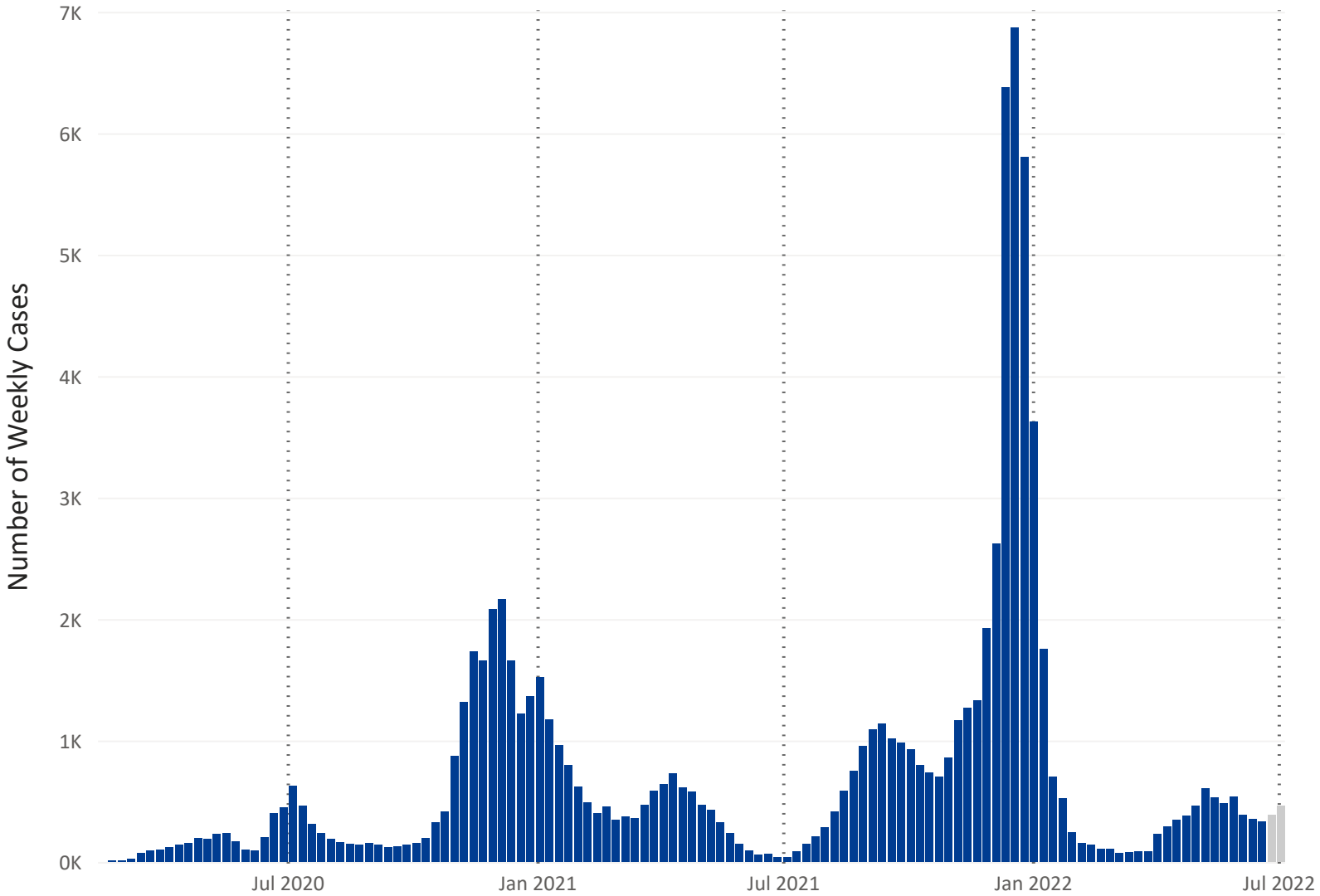


COVID-19 WATCH

Weekly Coronavirus Disease (COVID-19) Surveillance Report
Friday, July 15, 2022

Total Cases by Specimen Collection Date as of July 9, 2022

Figure 1. City of Cleveland COVID-19 Total Cases by Reporting Week (Feb 15, 2020 - Jul 09, 2022) (based on 86,451 cases)



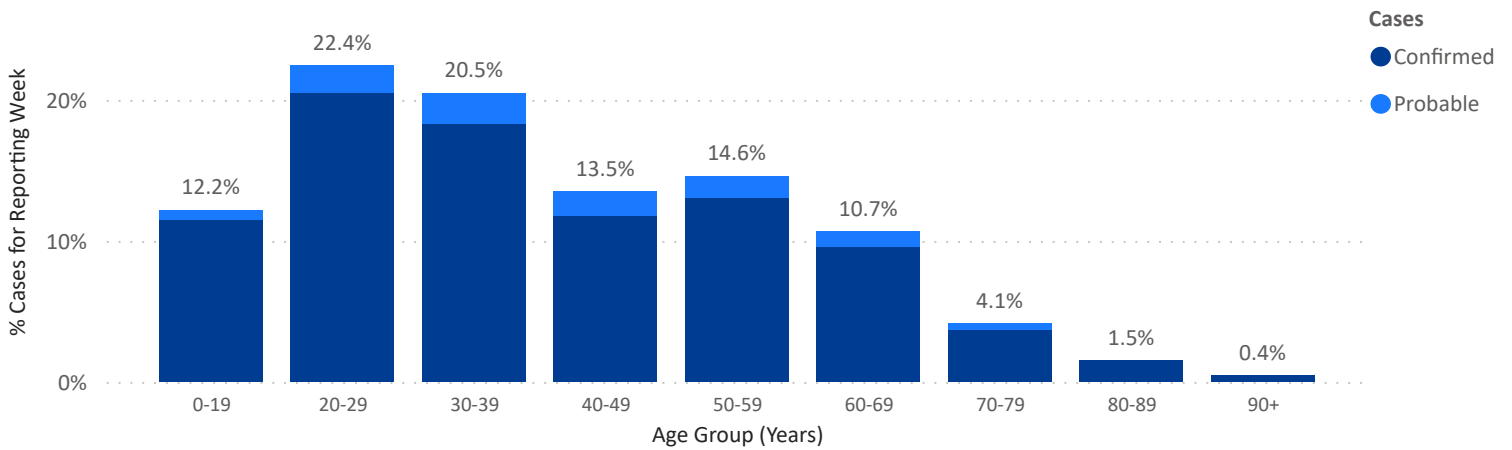


COVID-19 WATCH

Weekly Coronavirus Disease (COVID-19) Surveillance Report
Friday, July 15, 2022

Cases by Age Group

Figure 2. City of Cleveland COVID-19 Cases by Age (Jul 03, 2022 - Jul 09, 2022) (based on 459 cases)



39.24

Average Age

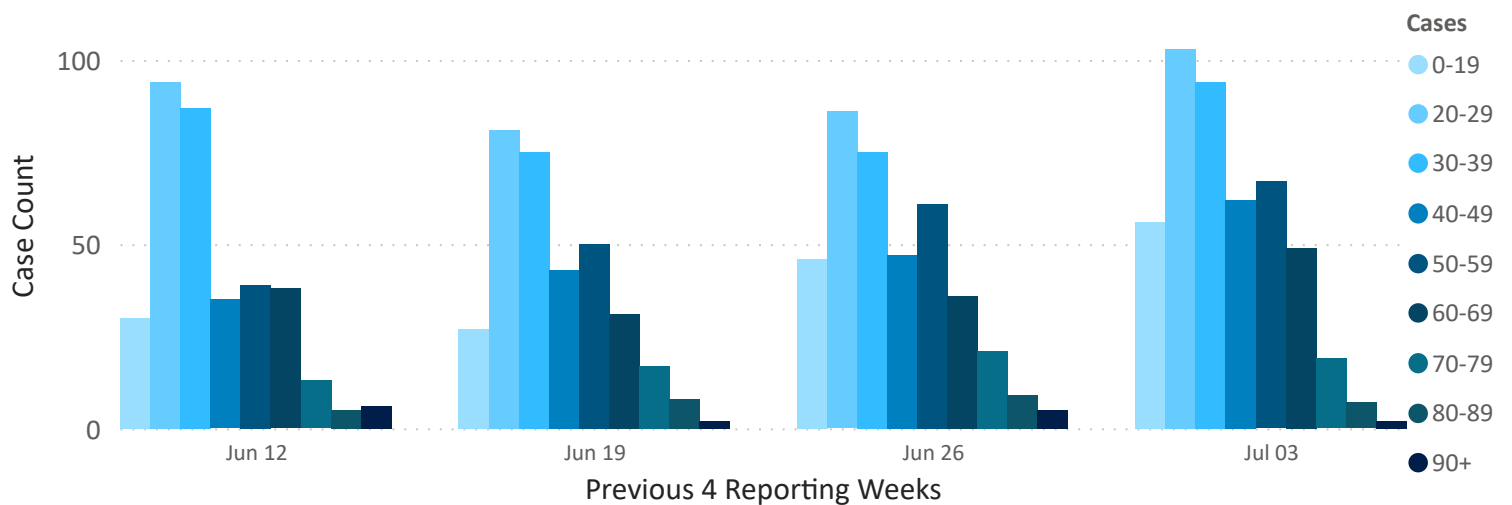
0

Min Age

93

Max Age

Figure 3. COVID-19 Cases in City of Cleveland by Age (Jun 12, 2022 - Jul 09, 2022) (based on 1,526 cases)



39.81

Average Age

0

Min Age

98

Max Age

Cleveland Department of Public Health
75 Erievue Plaza, Floor 3
Cleveland, Ohio 44114
Office: 216-420-7743
Fax: 216-664-6159

Note: Figure 2 does not include 1 case whose age is unknown. Figure 3 does not include 3 cases whose age is unknown. See page 18 for "Confirmed" and "Probable" case definitions.



COVID-19 WATCH

Weekly Coronavirus Disease (COVID-19) Surveillance Report
Friday, July 15, 2022

Cases by Gender

Figure 4. City of Cleveland COVID-19 Cases by Gender (Jul 03, 2022 - Jul 09, 2022) (based on 458 cases)

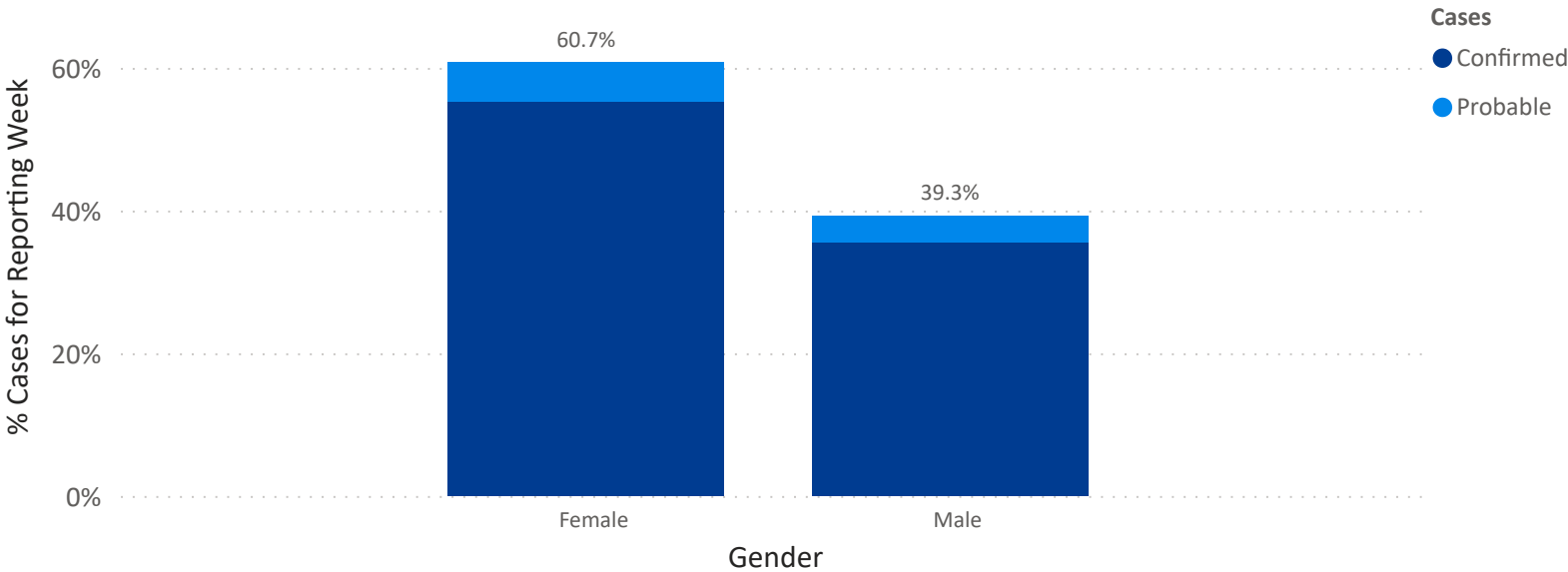
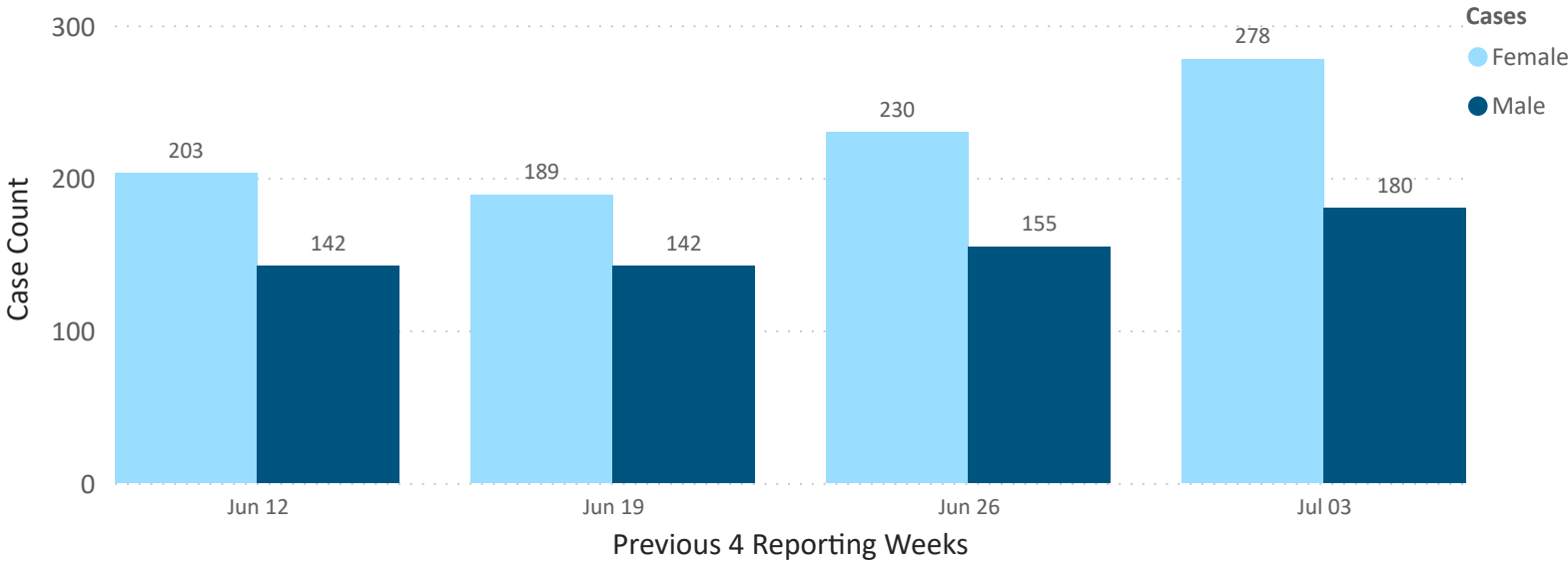


Figure 5. COVID-19 Cases in City of Cleveland by Gender (Jun 12, 2022 - Jul 09, 2022) (based on 1,519 cases)



Cleveland Department of Public Health
75 Erieview Plaza, Floor 3
Cleveland, Ohio 44114
Office: 216-420-7743
Fax: 216-664-6159

Note: Figure 4 does not include 2 cases whose sex is unknown. Figure 5 does not include 10 cases whose sex is unknown.



COVID-19 WATCH

Weekly Coronavirus Disease (COVID-19) Surveillance Report
Friday, July 15, 2022

Cases by Race

Figure 6. City of Cleveland COVID-19 Cases by Race (Jul 03, 2022 - Jul 09, 2022) (based on 392 cases)

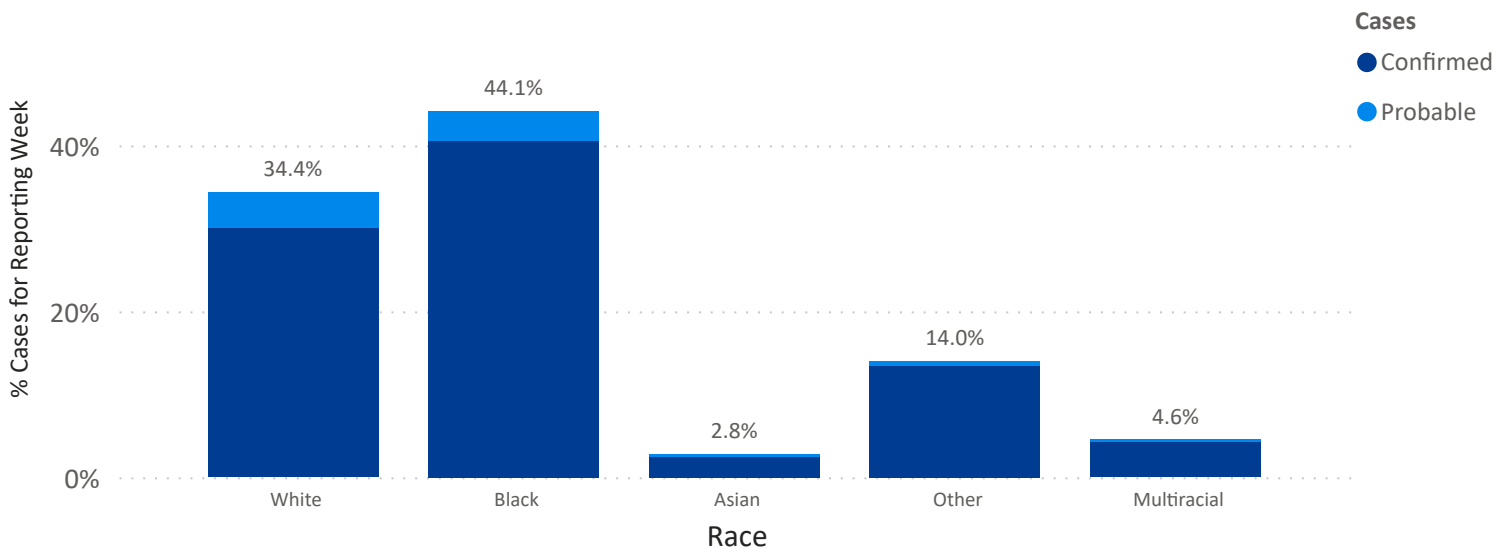
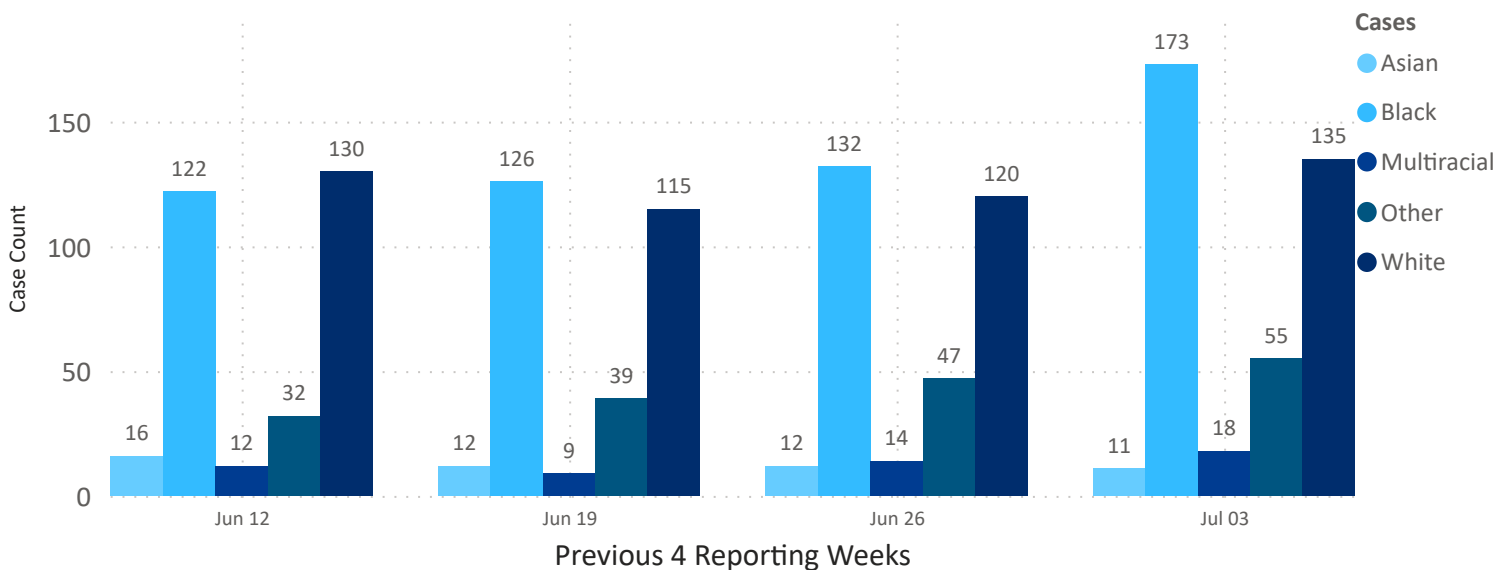


Figure 7. COVID-19 Cases in City of Cleveland by Race (Jun 12, 2022 - Jul 09, 2022) (based on 1,330 cases)



Cleveland Department of Public Health
75 Erievue Plaza, Floor 3
Cleveland, Ohio 44114
Office: 216-420-7743
Fax: 216-664-6159

Note: Figure 6 does not include 68 cases with unknown races. Figure 7 does not include 199 cases with unknown races. American Indian/Alaska Native and Native Hawaiian/Pacific Islander are included under Other races.



COVID-19 WATCH

Weekly Coronavirus Disease (COVID-19) Surveillance Report
Friday, July 15, 2022

Cases by Ethnicity

Figure 8. City of Cleveland COVID-19 Cases by Ethnicity (Jul 03, 2022 - Jul 09, 2022) (based on 460 cases)

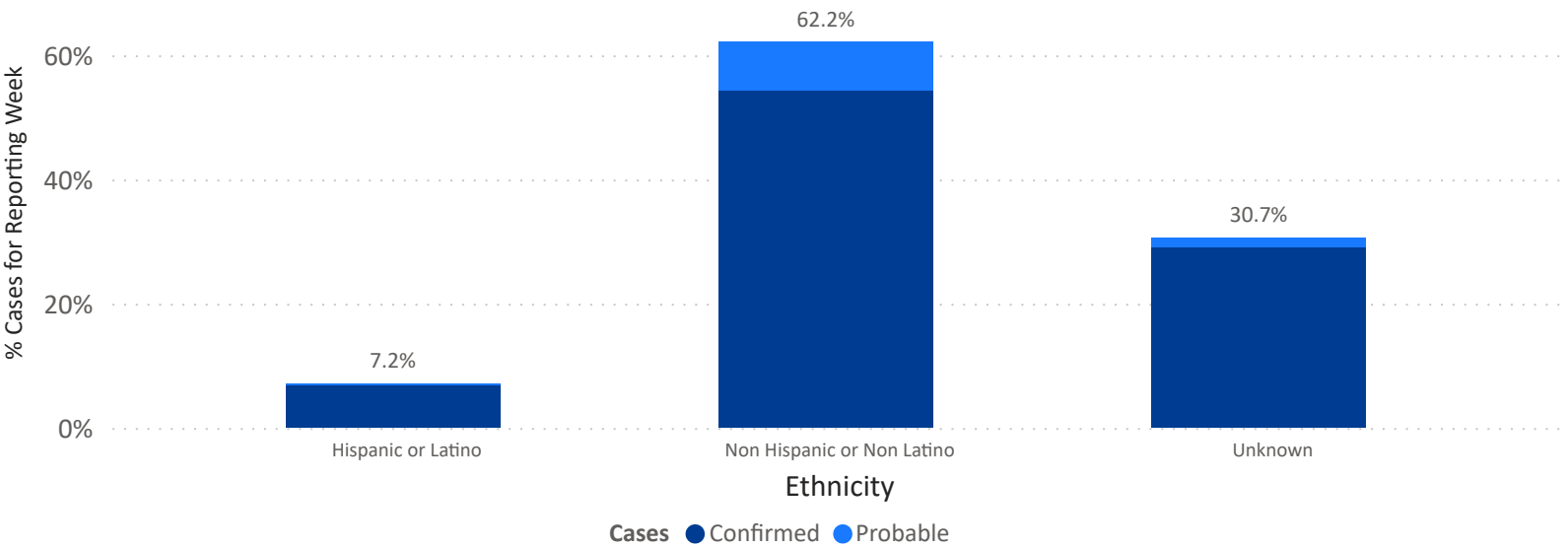
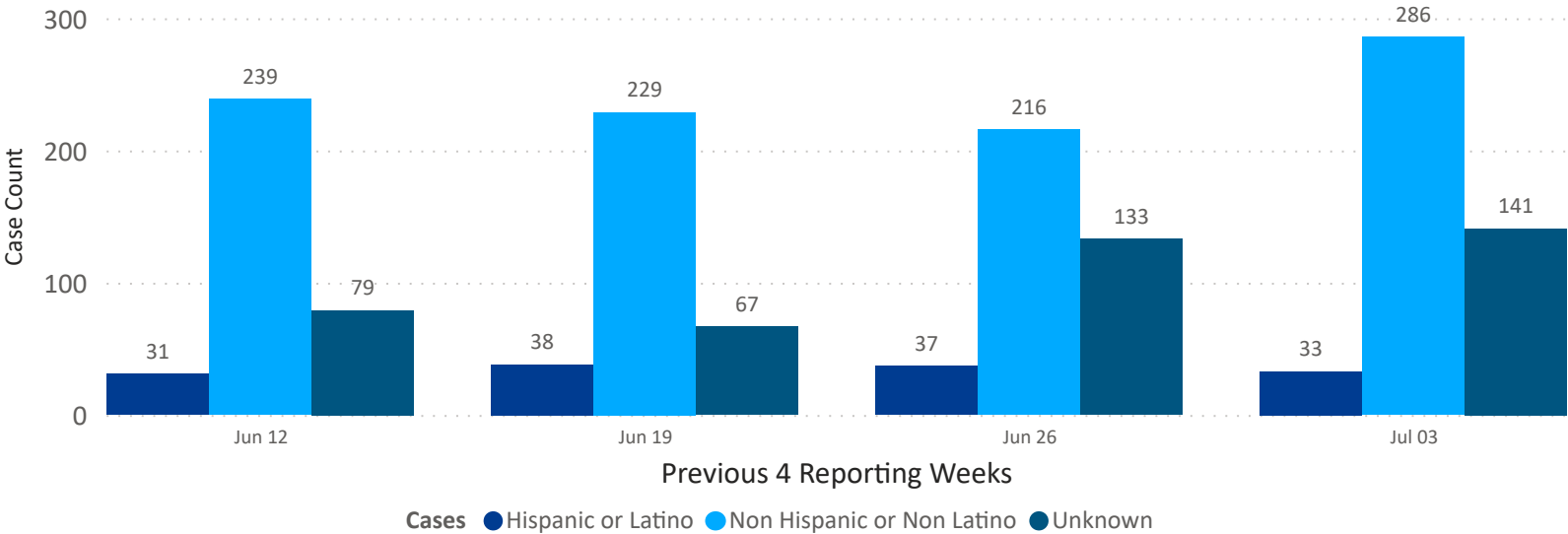


Figure 9. COVID-19 Cases in City of Cleveland by Ethnicity (Jun 12, 2022 - Jul 09, 2022) (based on 1,529 cases)





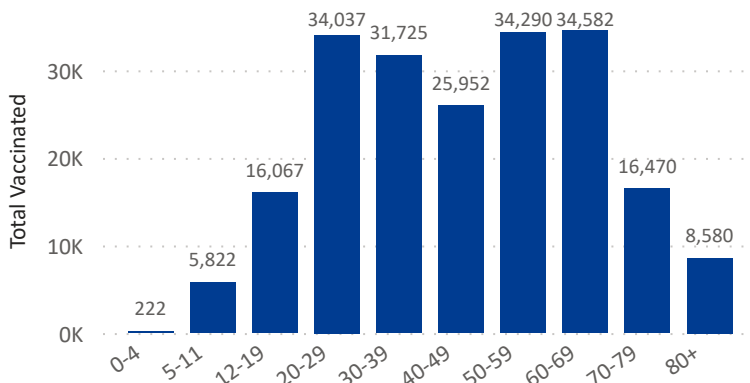
COVID-19 WATCH

Weekly Coronavirus Disease (COVID-19) Surveillance Report
Friday, July 15, 2022

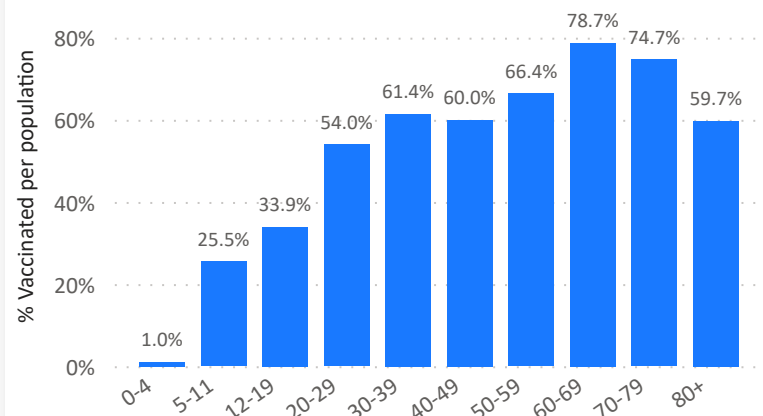
Demographics of Cleveland Residents who have received any dose of vaccine through July 9, 2022

Age Groups

Number of Vaccinated Cleveland Residents by Age Group (based on 207,747 residents)

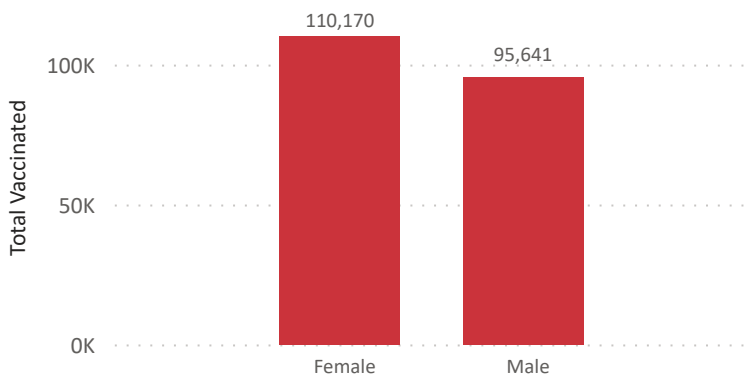


% of Cleveland Residents Vaccinated per Age Group

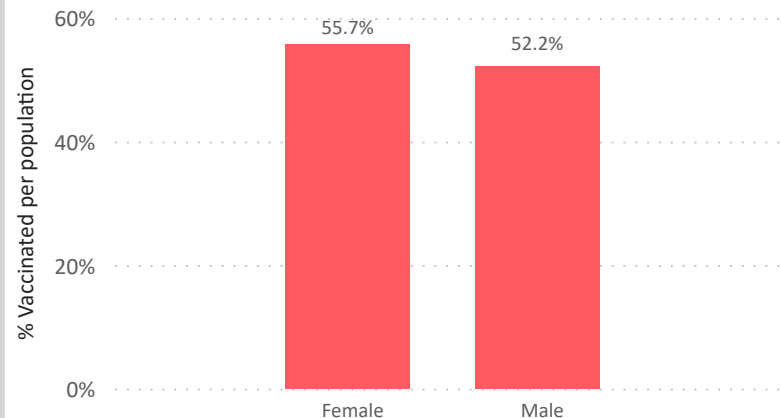


Sex

Number of Vaccinated Cleveland Residents by Sex (based on 205,811 residents)



% of Cleveland Residents Vaccinated per Sex



Cleveland Department of Public Health

75 Erieview Plaza, Floor 3
Cleveland, Ohio 44114
Office: 216-420-7743
Fax: 216-664-6159

The total Cleveland population of 383,331 along with the age, race, sex, and ethnicity data are estimates reported by the US Census Bureau 2019. There are no estimates for "Unknown" or "Other" sex and age groups, so percent of population cannot be calculated for these groups. Data for % Vaccinated out of total population graphs can be read, for example, "79.6 % of the 70-79 year old population in Cleveland have received at least one dose of the COVID-19 vaccine". Sex graph does not include 1,873 "unknown" and 63 "other".

These graphs represent Cleveland residents who received any dose of a COVID-19 vaccine.



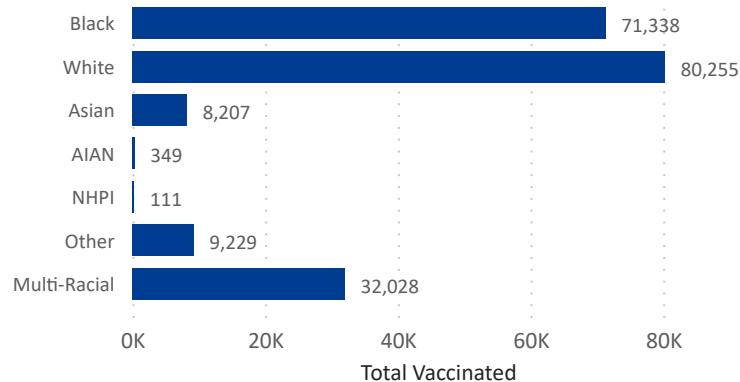
COVID-19 WATCH

Weekly Coronavirus Disease (COVID-19) Surveillance Report
Friday, July 15, 2022

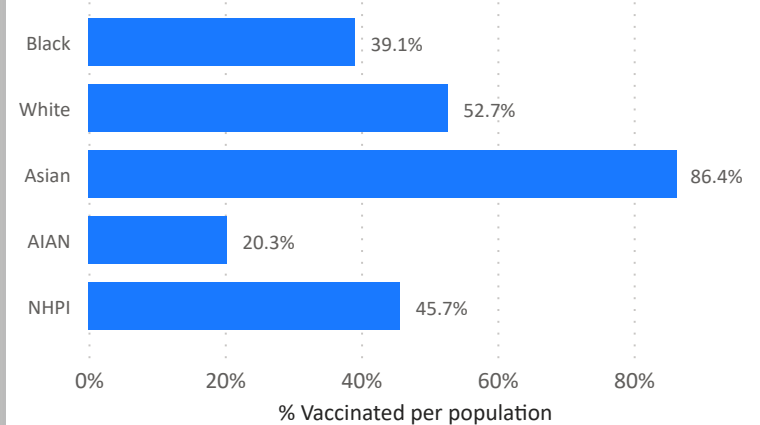
Demographics of Cleveland Residents who have received any dose of vaccine through July 9, 2022

Race

Number of Vaccinated Cleveland Residents by Race (based on 201,517 residents)

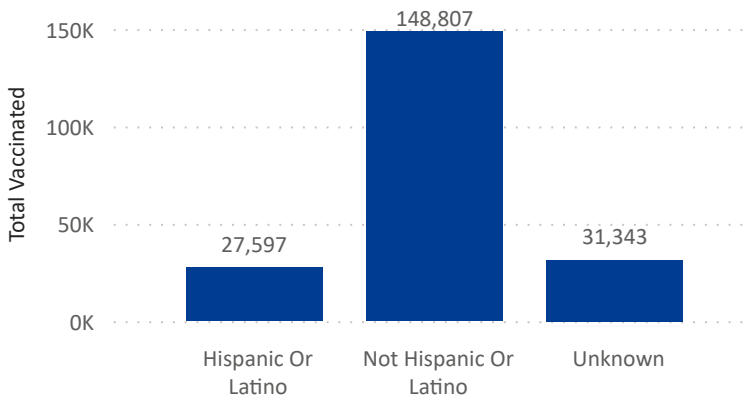


% of Cleveland Residents Vaccinated per Race Population

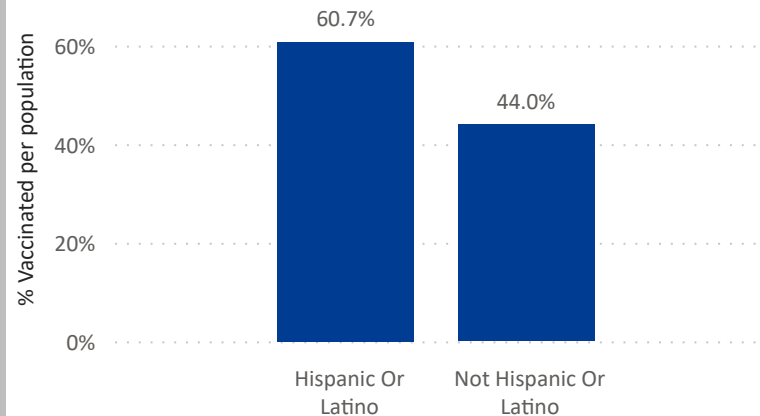


Ethnicity

Number of Vaccinated Cleveland Residents by Ethnicity (based on 207,747 residents)



% of Cleveland Residents Vaccinated per Ethnicity



Cleveland Department of Public Health

75 Erieview Plaza, Floor 3
Cleveland, Ohio 44114
Office: 216-420-7743
Fax: 216-664-6159

The total Cleveland population of 383,331 along with the age, race, sex, and ethnicity data are estimates reported by the US Census Bureau 2019. There are no population estimates for "Unknown" and "Other" race and ethnicity categories, so % population cannot be calculated for these groups. AIAN = American Indian/Alaska Native; NHPI = Native Hawaiian/Pacific Islander. Other race does not include two or more races. Race graph does not include 6,230 unknown race. These graphs represent Cleveland residents who received any dose of a COVID-19 vaccine.



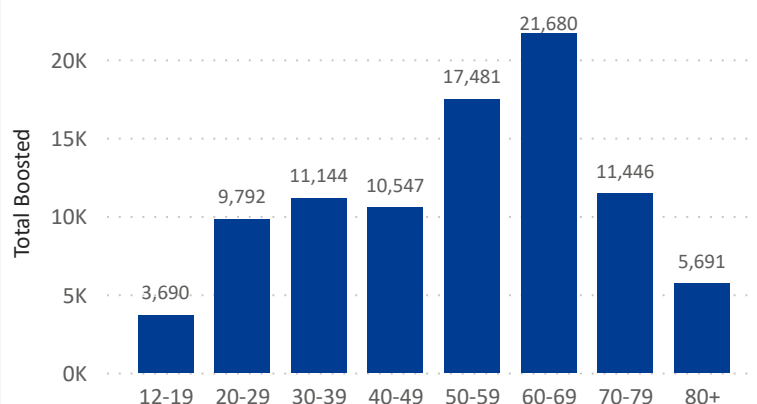
COVID-19 WATCH

Weekly Coronavirus Disease (COVID-19) Surveillance Report
Friday, July 15, 2022

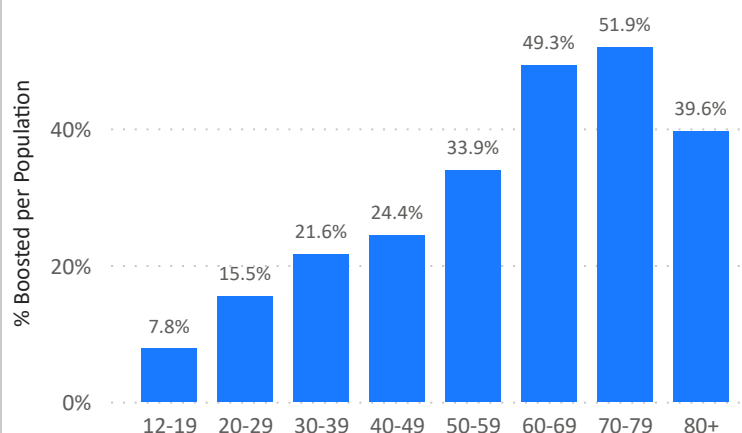
Demographics of Cleveland Residents who received a booster dose through July 2, 2022

Age Groups

Number of Boosted Cleveland Residents by Age Group (based on 91,471 residents)

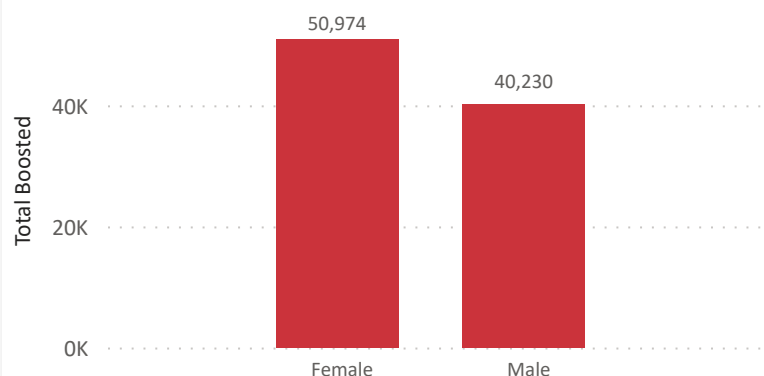


% of Cleveland Residents Boosted by Age Group

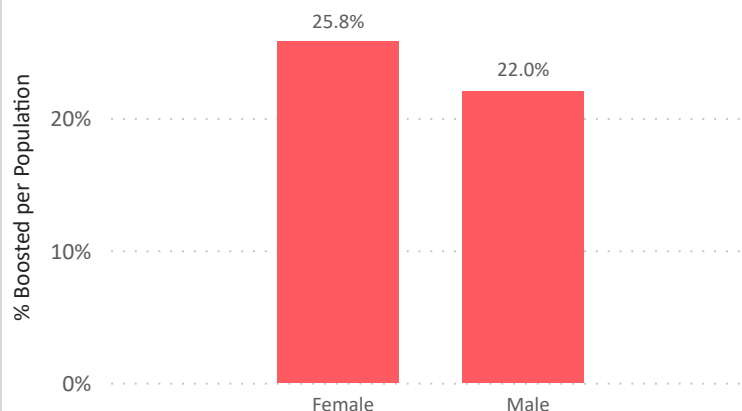


Sex

Number of Boosted Cleveland Residents by Sex (based on 91,204 residents)



% of Cleveland Residents Boosted per Sex



Cleveland Department of Public Health

75 Erieview Plaza, Floor 3

Cleveland, Ohio 44114

Office: 216-420-7743

Fax: 216-664-6159

The total Cleveland population of 383,331 along with the age, race, sex, and ethnicity data are estimates reported by the US Census Bureau 2019. There are no estimates for "Unknown" or "Other" sex and age groups, so percent of population cannot be calculated for these groups. Data for % boosted out of total population graphs can be read as, for example, "38.6% of the 80+ year old population in Cleveland have received their booster dose". Sex graph does include 479 "Unknown" and 21 "Other". These graphs represent Cleveland residents who received a booster dose. Boosted % represents number of people who received their booster dose among the population of that group.



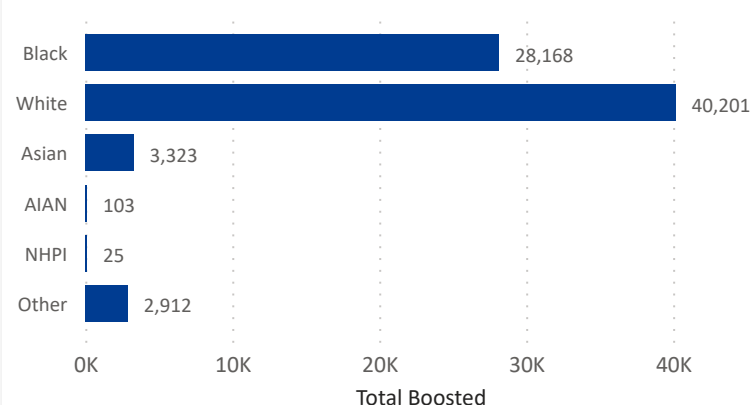
COVID-19 WATCH

Weekly Coronavirus Disease (COVID-19) Surveillance Report
Friday, July 15, 2022

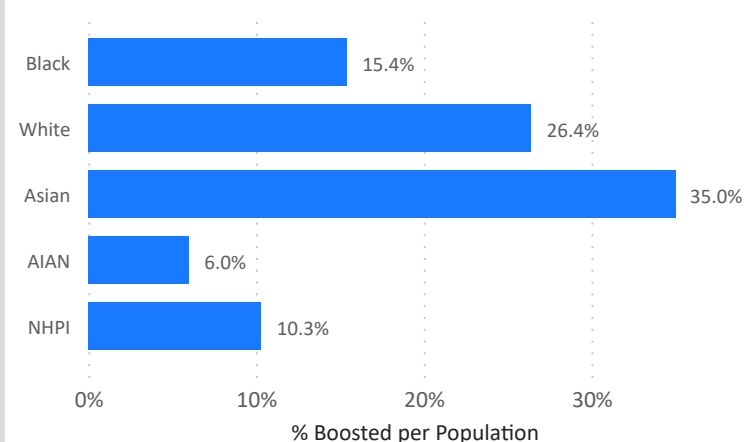
Demographics of Cleveland Residents who received a booster dose through July 9, 2022

Race

Number of Boosted Cleveland Residents by Race (based on 74,732 residents)

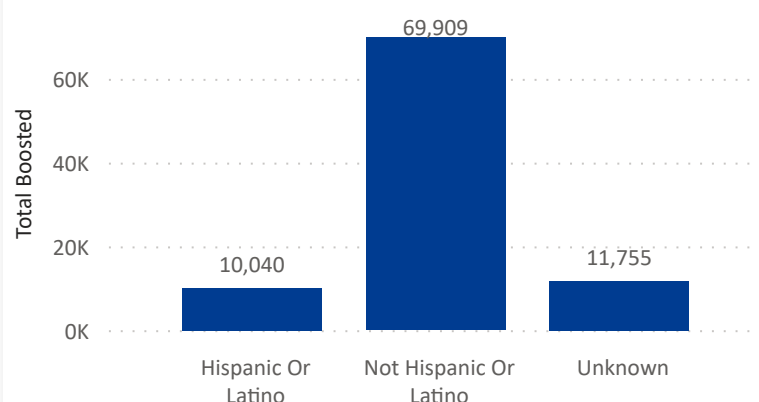


% of Cleveland Residents Boosted per Race Population

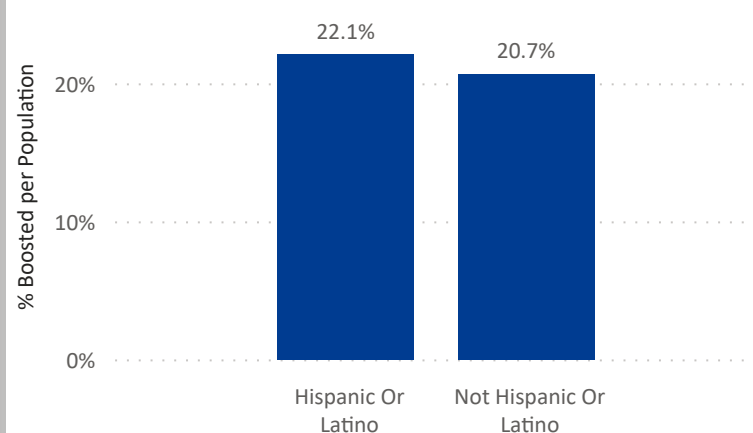


Ethnicity

Number of Boosted Cleveland Residents by Ethnicity (based on 91,704 residents)



% of Cleveland Residents Boosted per Ethnicity



Cleveland Department of Public Health
75 Erievue Plaza, Floor 3
Cleveland, Ohio 44114
Office: 216-420-7743
Fax: 216-664-6159

The total Cleveland population of 383,331 along with the age, race, sex, and ethnicity data are estimates reported by the US Census Bureau 2019. There are no population estimates for "Unknown" and "Other" race and ethnicity categories, so % population cannot be calculated for these groups. AIAN = American Indian/Alaska Native; NHPI = Native Hawaiian/Pacific Islander. Other race does not include two or more races. Race graph does not include 15,262 multi-racial and 1,710 unknown race.

These graphs represent Cleveland residents who received a booster dose. Booster % represents number of people who received their booster dose among the population of that group.

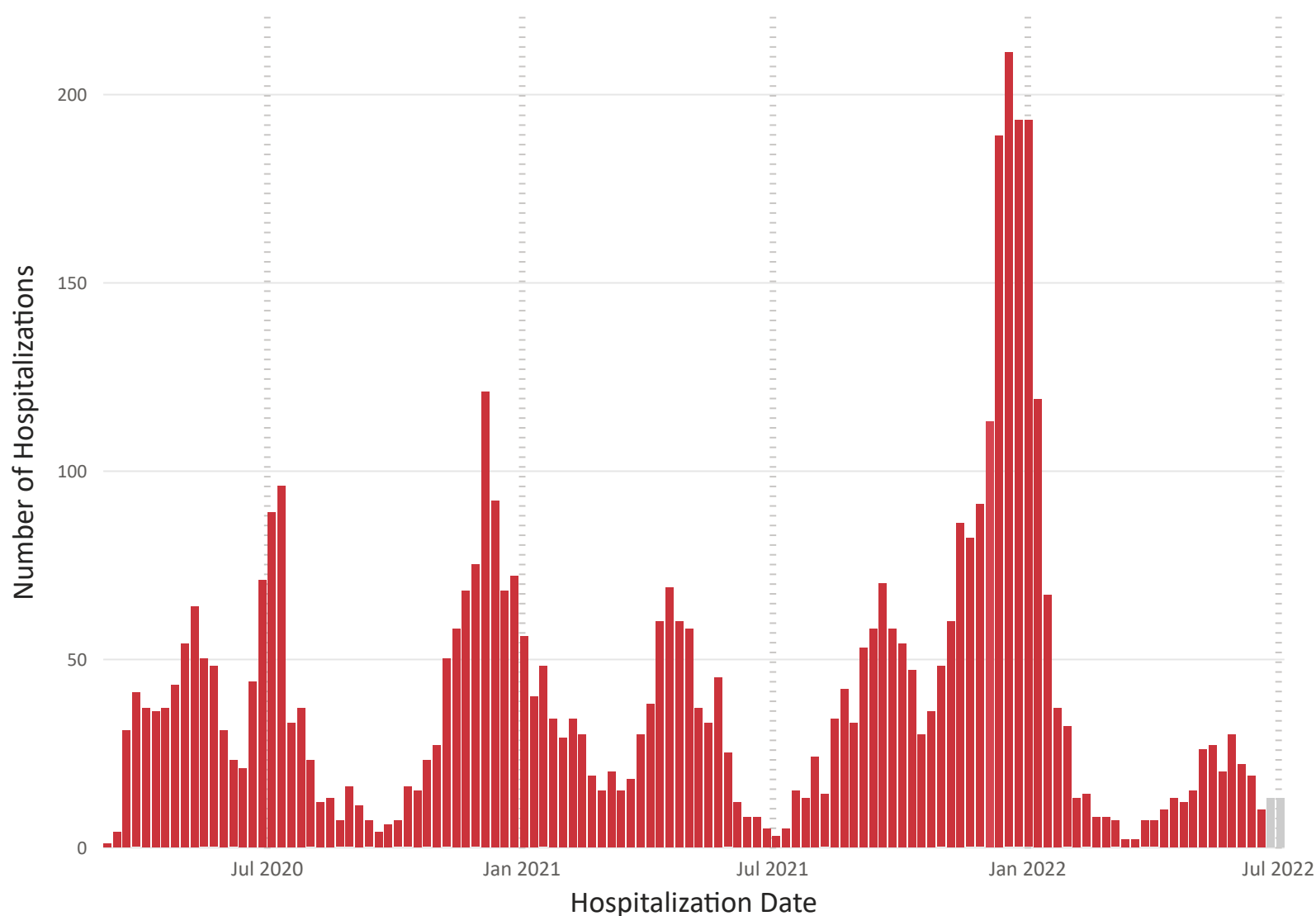


COVID-19 WATCH

Weekly Coronavirus Disease (COVID-19) Surveillance Report
Friday, July 15, 2022

Hospitalization by Admission Date

Figure 10. City of Cleveland COVID-19 Hospitalizations by Reporting Week (Feb 15, 2020 - Jul 09, 2022) (based on 4,936 cases)



Cleveland Department of Public Health
75 Erievue Plaza, Floor 3
Cleveland, Ohio 44114
Office: 216-420-7743
Fax: 216-664-6159

* As of February 12, 2021, hospitalization counts are shown in the present report by hospital admission date. Prior to this date, they had been shown by test date.

* Hospitalization data is preliminary and will be updated in subsequent weeks due to reporting delays.

Note: Figure 10 does not include 387 cases for whom hospital admission date is unknown and 1 case with an admission date prior to February 15, 2020.



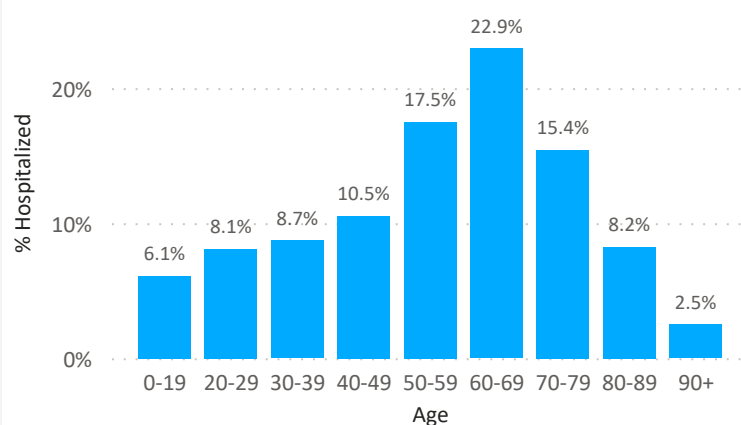
COVID-19 WATCH

Weekly Coronavirus Disease (COVID-19) Surveillance Report
Friday, July 15, 2022

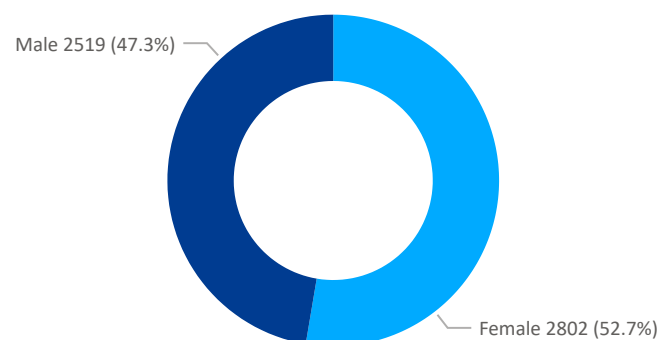
Total Hospitalizations

Figure 11. City of Cleveland COVID-19 Hospitalizations by Demographics (Feb 15, 2020 - Jul 09, 2022) (based on 5,324 cases)

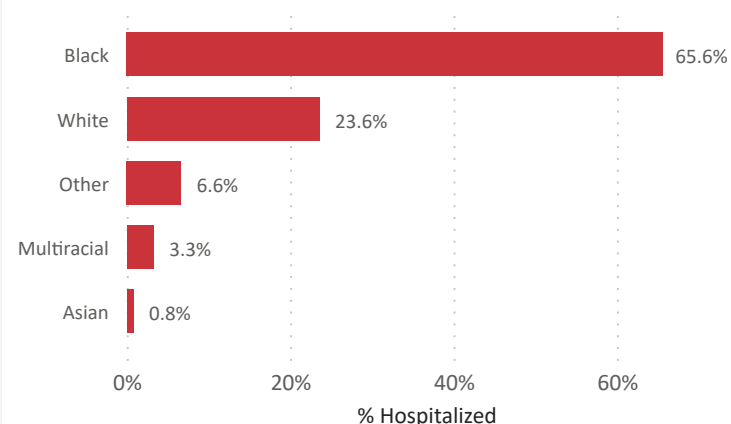
By Age



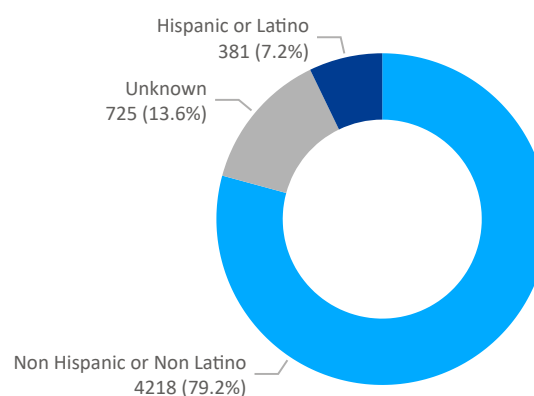
By Gender



By Race



By Ethnicity





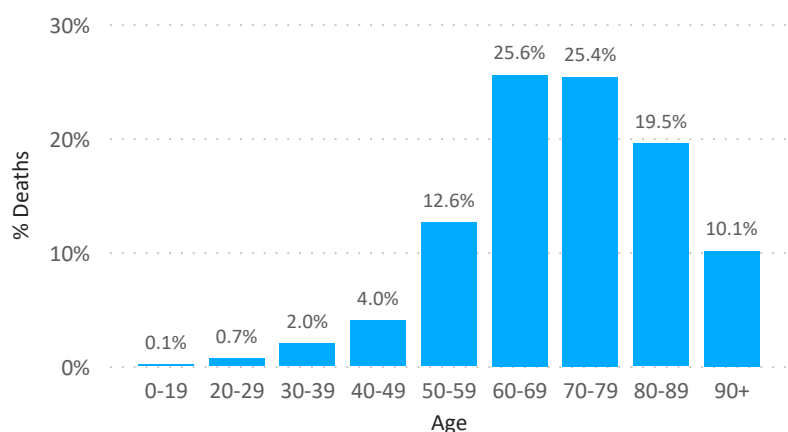
COVID-19 WATCH

Weekly Coronavirus Disease (COVID-19) Surveillance Report
Friday, July 15, 2022

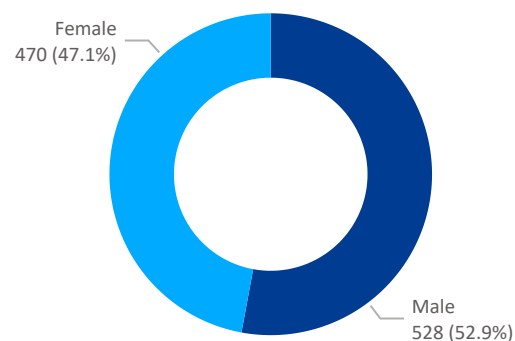
Total Deaths

Figure 12. City of Cleveland COVID-19 Deaths by Demographics (Feb 15, 2020 - Jul 09, 2022) (based on 0 cases)

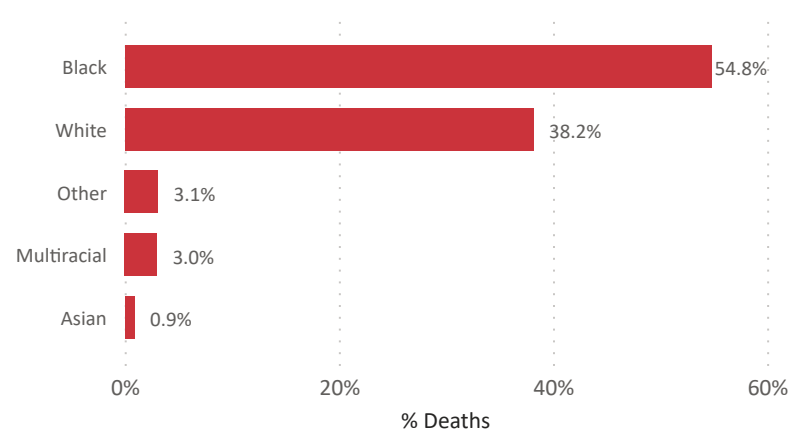
By Age



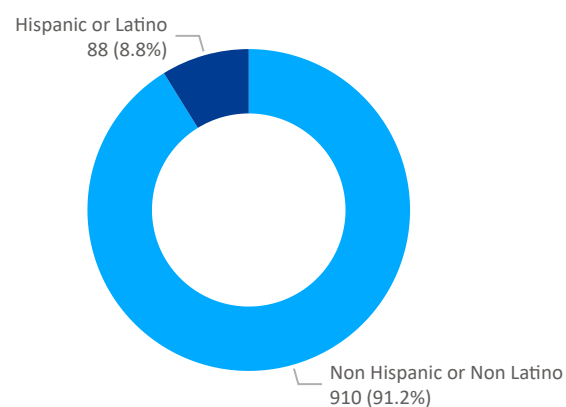
By Gender



By Race



By Ethnicity



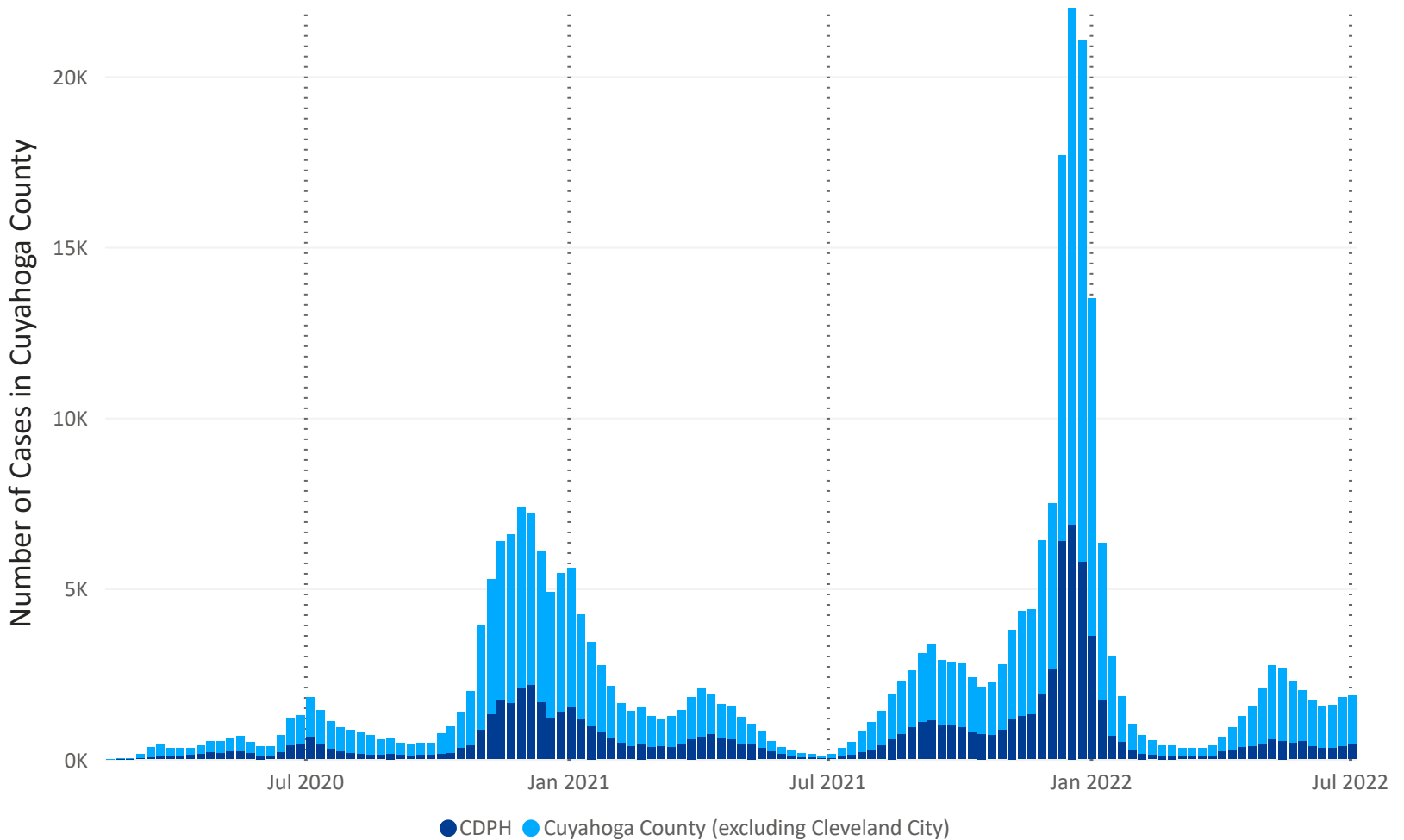


COVID-19 WATCH

Weekly Coronavirus Disease (COVID-19) Surveillance Report
Friday, July 15, 2022

City vs. County Comparisons—Total Number of Cases

Figure 13. Comparison of Total Number of Cases Between the City of Cleveland & Cuyahoga County, Reported Weekly (Feb 15, 2020 - Jul 09, 2022)



86,452

Total Case in Cleveland City

295,770

Total Cases in Cuyahoga County

29.2 %

of Cuyahoga County Cases in Cleveland City

Cleveland Department of Public Health
75 Erieview Plaza, Floor 3
Cleveland, Ohio 44114
Office: 216-420-7743
Fax: 216-664-6159

Note: According to the US Census Bureau, the City of Cleveland represents 31% of the Cuyahoga County population.

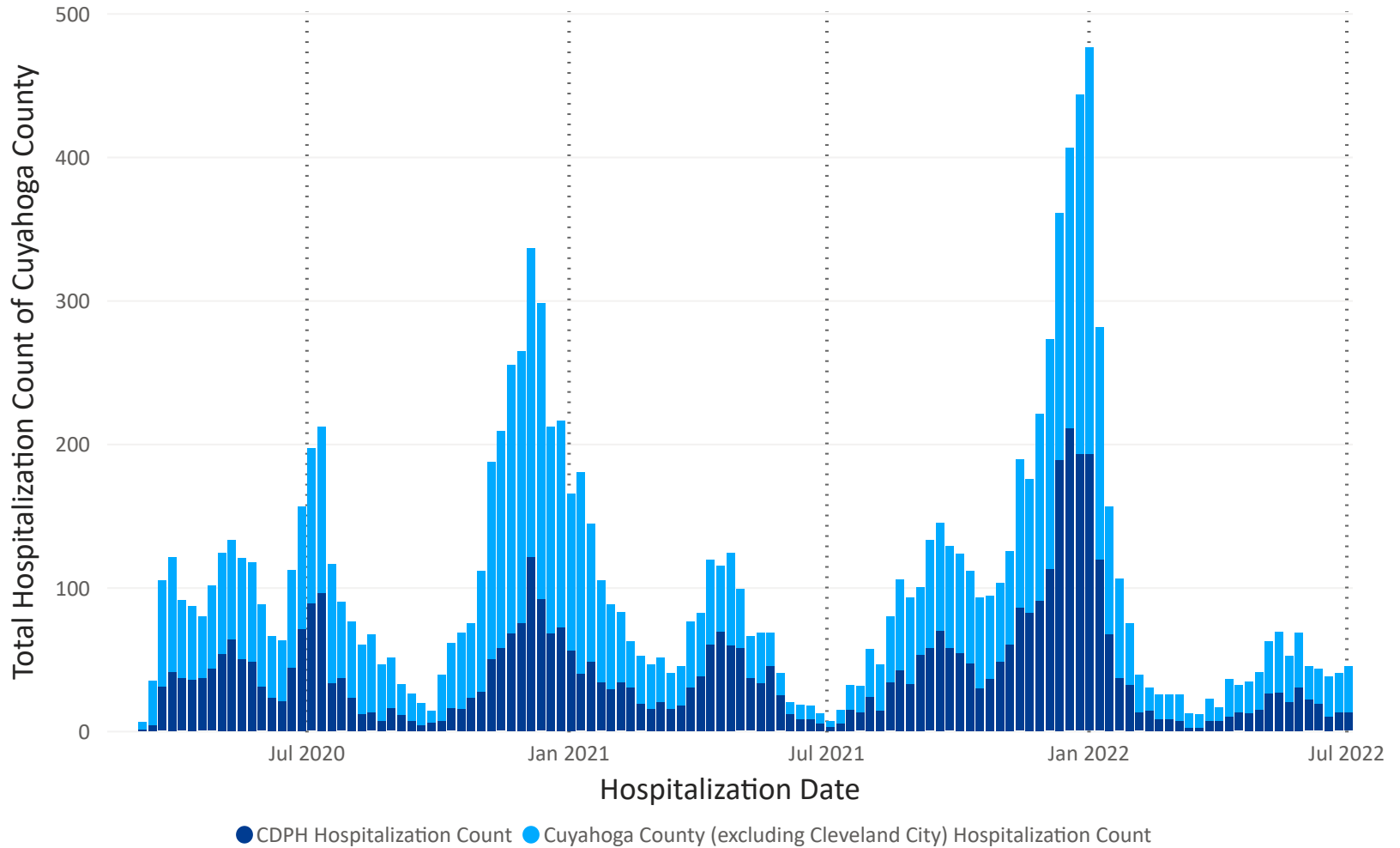


COVID-19 WATCH

Weekly Coronavirus Disease (COVID-19) Surveillance Report
Friday, July 15, 2022

City vs. County Comparisons—Hospitalization Count

Figure 14. Comparison of Hospitalization Counts Between the City of Cleveland & Cuyahoga County, Reported Weekly (Feb 15, 2020 - Jul 09, 2022)



5,324

13,359

39.8%

Total Hospitalizations in Cleveland City Total Hospitalizations in Cuyahoga County of Cuyahoga County Hospitalizations in Cleveland City

Cleveland Department of Public Health
75 Erieview Plaza, Floor 3
Cleveland, Ohio 44114
Office: 216-420-7743
Fax: 216-664-6159

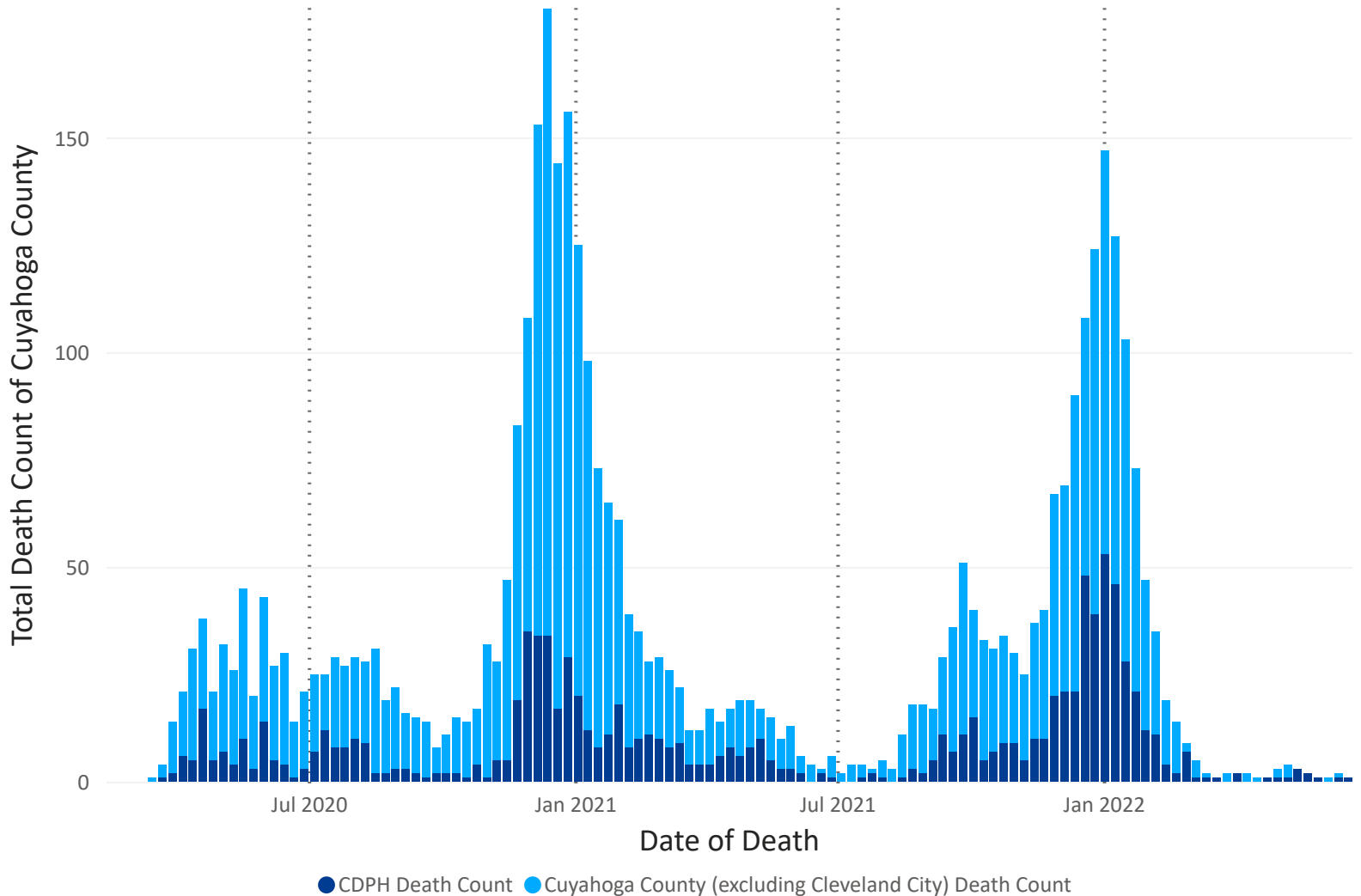


COVID-19 WATCH

Weekly Coronavirus Disease (COVID-19) Surveillance Report
Friday, July 15, 2022

City vs. County Comparisons—Deaths

Figure 15. Comparison of Death Counts Between the City of Cleveland & Cuyahoga County, Reported Weekly (Feb 15, 2020 - Jul 09, 2022)





COVID-19 WATCH

Weekly Coronavirus Disease (COVID-19) Surveillance Report
Friday, July 15, 2022

Disclaimers

The Cuyahoga County numbers are approximate and have been populated using the DataOhio Portal.

Case Definitions: Confirmed: Meets confirmatory laboratory evidence. NOTE: People with no symptoms and with a confirmatory positive test are reportable as confirmed cases. **Probable:** 1} Does not have a confirmatory positive test but meets symptom(s) criteria **AND** has had close contact with someone who has a confirmed case of SARS-CoV-2. 2} Has a positive antigen test **AND** was reported on or after 11/1/2020. (For reports received prior to 11/1/2020: Has a positive antigen test **AND** either meets symptom(s) criteria **OR** has had close contact with someone who has a confirmed case of SARS-CoV-2). 3} No confirmatory positive test for but SARS-CoV-2 is listed on the death certificate as a cause of death.

Metadata

This data report reflects the period starting from February 15, 2020 through July 9, 2022 for the City of Cleveland, Ohio.

Total Cases represent confirmed and probable cases.

Cleveland City data and Cuyahoga County data are compiled on July 12, 2022 using the DataOhio Portal.

Population and demographic data are from the US Census Bureau's 2020 estimates.

Data is preliminary and subject to change as more information is gained.

There may be a delay in reporting.

Data is reported by test date. If test date is unknown, date reported is used as a substitute for the test date. The number of cases can vary based on date used for analysis.

Primary Source: Cleveland Department of Public Health

Organization: Cleveland Department of Public Health

Cleveland Department of Public Health
75 Erieview Plaza, Floor 3
Cleveland, Ohio 44114
Office: 216-420-7743
Fax: 216-664-6159