



# COVID-19 WATCH

Weekly Coronavirus Disease (COVID-19) Surveillance Report  
Friday, August 12, 2022

## Report Contents

*The purpose of the COVID-19 Watch is to summarize the coronavirus surveillance in the City of Cleveland, Ohio. This summary report reflects the period starting from February 15, 2020 until August 6, 2022.*

### What Matters Most

1. Cleveland COVID-19 cases increased during the week of July 31st with 781 new cases and a rate of 204 new cases per 100,000 residents. The weekly rate of new cases has been stable over the course of the last three weeks. Mitigation measures are now more important than ever in order to drive the number of new cases down.

2. According to the Centers for Disease Control and Prevention (CDC), Cuyahoga County continues to have a COVID-19 Community Level of *high* as of August 4th. Cases across Ohio have been decreasing over the last 3 weeks, though many counties still have a *high* Community Level. Consider mitigation measures such as masking in public or holding gatherings outdoors whenever possible in order to minimize community spread.

3. This past week, 294 residents received their first COVID-19 vaccine. Overall, 48.8% of Cleveland residents have completed a primary vaccination series (two doses of Moderna or Pfizer-BioNTech OR one dose of Johnson & Johnson) and 24.3% received their booster shot. Receiving all recommended doses of the vaccine ensures that you have the best protection against severe illness, hospitalization, and death. Adults ages 50 and older are eligible for a second booster dose.

4. COVID-19 transmission is occurring most among younger Cleveland residents. More than 60% of new cases were among residents under 50 years old while less than 25% of this demographic received a booster shot. CDPH recommends that all Cleveland residents are up-to-date with vaccination, including boosters.

5. CDPH is now offering COVID-19 vaccinations for children ages 6 months and up at both J. Glen and McCafferty Health Centers. Starting your child's vaccination series now can ensure they have the best protection against COVID-19 when they return to school in the fall. Appointment for adults and children can be made by calling 216-664-2222 or visiting [gettheshot.coronavirus.gov](https://gettheshot.coronavirus.gov).

**Page 1:** Key Findings

**Pages 2-3:** Overview & Summary

**Pages 4-7:** Case Demographics

**Pages 8-9:** Vaccine Demographics

**Pages 10-11:** Booster Demographics

**Pages 12-13:** Hospitalization Metrics

**Page 14:** Death Metrics

**Pages 15-17:** City vs County Trends

**Page 18:** Metadata

If you have questions concerning the information in this report, email us at [covidreport@clevelandohio.gov](mailto:covidreport@clevelandohio.gov)

Cleveland Department of Public Health  
75 Erieview Plaza, Floor 3  
Cleveland, Ohio 44114  
Office: 216-420-7743  
Fax: 216-664-6159



# COVID-19 WATCH

Weekly Coronavirus Disease (COVID-19) Surveillance Report  
Friday, August 12, 2022

## COVID-19 Summary

MEASURE	TOTAL	CONFIRMED	PROBABLE
Cases	89,552	79,860	9,692
Deaths*	1,002	918	84
Hospitalizations	5,408	5,363	45

## Weekly Summary

MEASURE	TOTAL	CONFIRMED	PROBABLE
Cases	781	711	70
Hospitalizations	17	17	0

## Vaccine Summary\*\*

MEASURE	TOTAL
Total residents who received any dose	209,254
Completed	186,015
Boosted	93,296
Individuals vaccinated by CDPH***	43,467

**Cleveland Department of Public Health**  
75 Erieview Plaza, Floor 3  
Cleveland, Ohio 44114  
Office: 216-420-7743  
Fax: 216-664-6159

\*Final cause of death can take weeks to determine and so the number of deaths in the previous weeks are subject to change as more information is reported from ODH.

\*\*Vaccine data were exported from the DataOhio Portal on August 9, 2022. Vaccination summaries include vaccinations administered to Cleveland residents by any supplier. In CDPH data reporting, individuals are counted in every group of which they meet the criteria. For example, a Cleveland resident who has completed a primary series and received a booster will be included in the counts of each group. Please note, the criteria to have "Completed a Primary Series" differs for individuals who are moderately to severely immunocompromised.

\*\*\* Includes both Cleveland residents and non-residents.

**Note:** See page 18 for "Confirmed" and "Probable" case definitions.

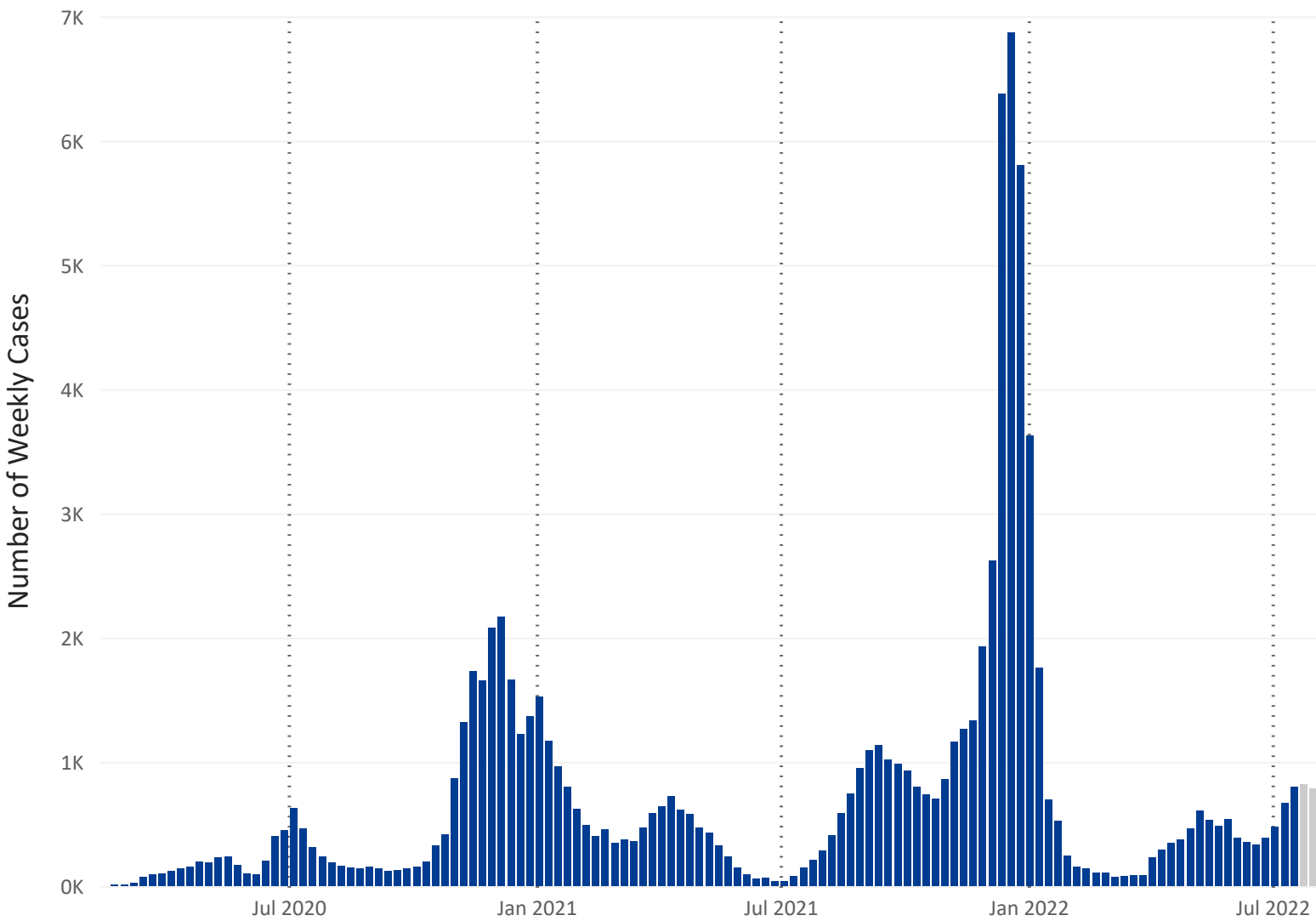


# COVID-19 WATCH

Weekly Coronavirus Disease (COVID-19) Surveillance Report  
Friday, August 12, 2022

## Total Cases by Specimen Collection Date as of August 6, 2022

Figure 1. City of Cleveland COVID-19 Total Cases by Reporting Week (Feb 15, 2020 - Aug 06, 2022) (based on 89,551 cases)



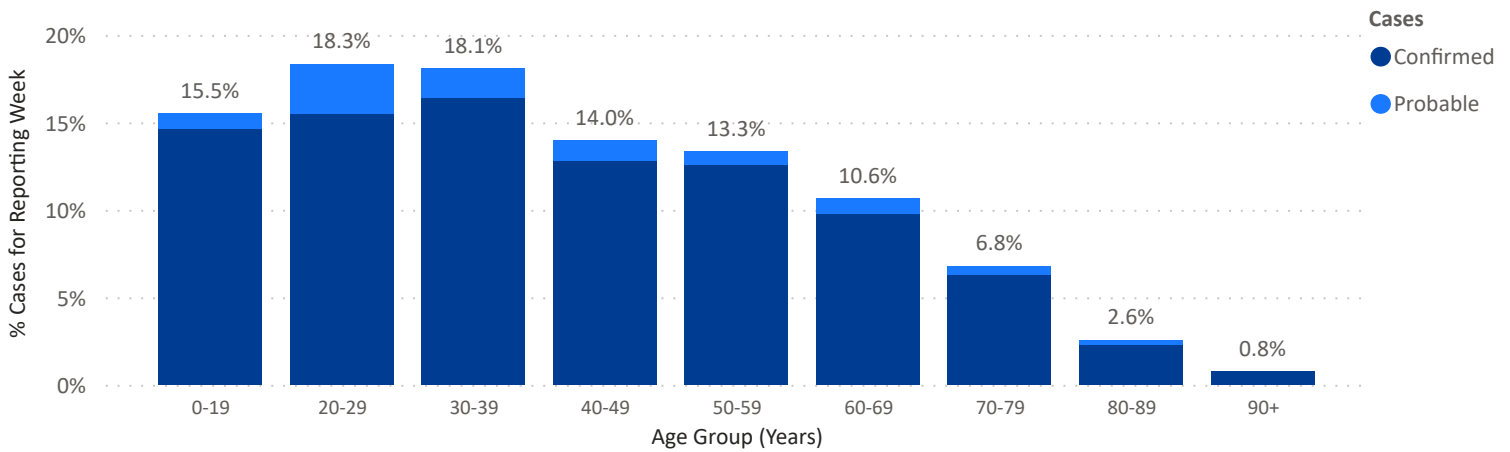


# COVID-19 WATCH

Weekly Coronavirus Disease (COVID-19) Surveillance Report  
Friday, August 12, 2022

## Cases by Age Group

Figure 2. City of Cleveland COVID-19 Cases by Age (Jul 31, 2022 - Aug 06, 2022) (based on 780 cases)



40.22

Average Age

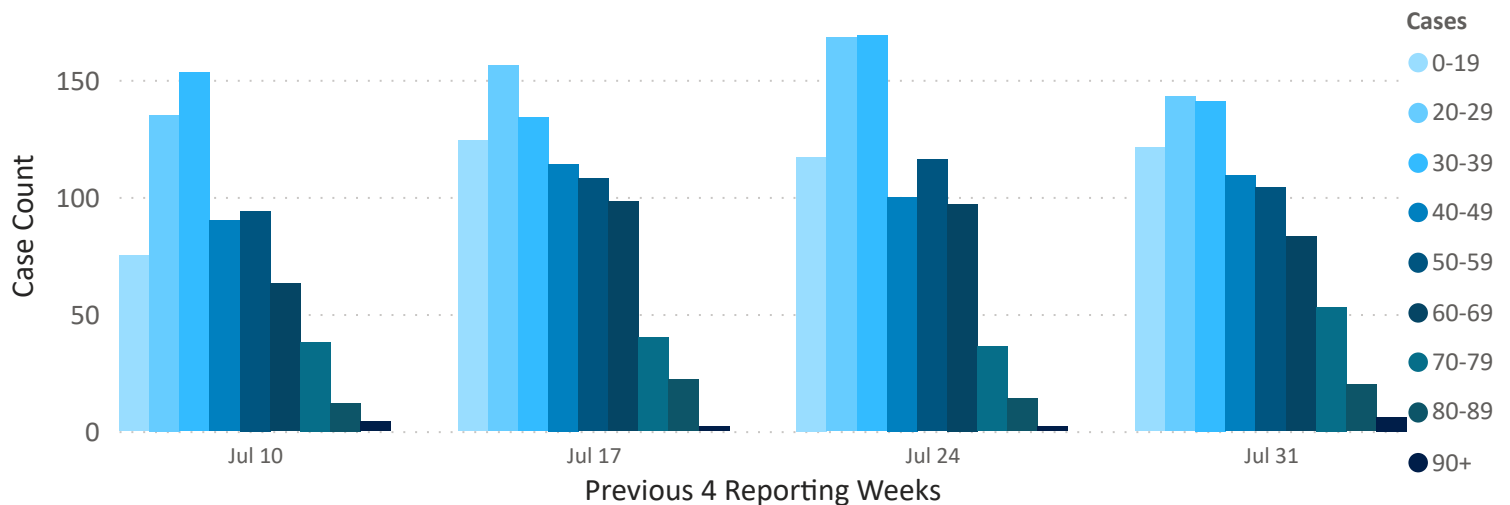
0

Min Age

91

Max Age

Figure 3. COVID-19 Cases in City of Cleveland by Age (Jul 10, 2022 - Aug 06, 2022) (based on 3,062 cases)



39.72

Average Age

0

Min Age

103

Max Age

**Cleveland Department of Public Health**  
75 Erievue Plaza, Floor 3  
Cleveland, Ohio 44114  
Office: 216-420-7743  
Fax: 216-664-6159

**Note:** Figure 2 does not include 1 case whose age is unknown. Figure 3 does not include 3 cases whose ages are unknown. See page 18 for "Confirmed" and "Probable" case definitions.



# COVID-19 WATCH

Weekly Coronavirus Disease (COVID-19) Surveillance Report  
Friday, August 12, 2022

## Cases by Gender

Figure 4. City of Cleveland COVID-19 Cases by Gender (Jul 31, 2022 - Aug 06, 2022) (based on 780 cases)

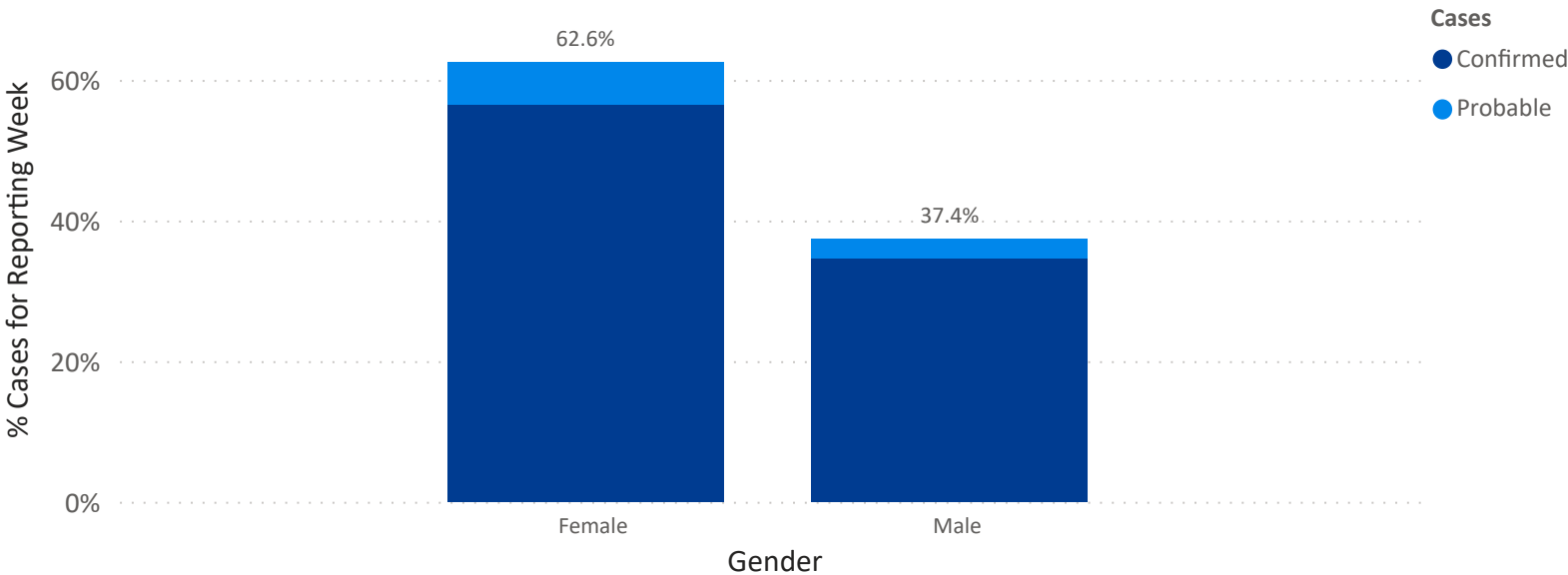
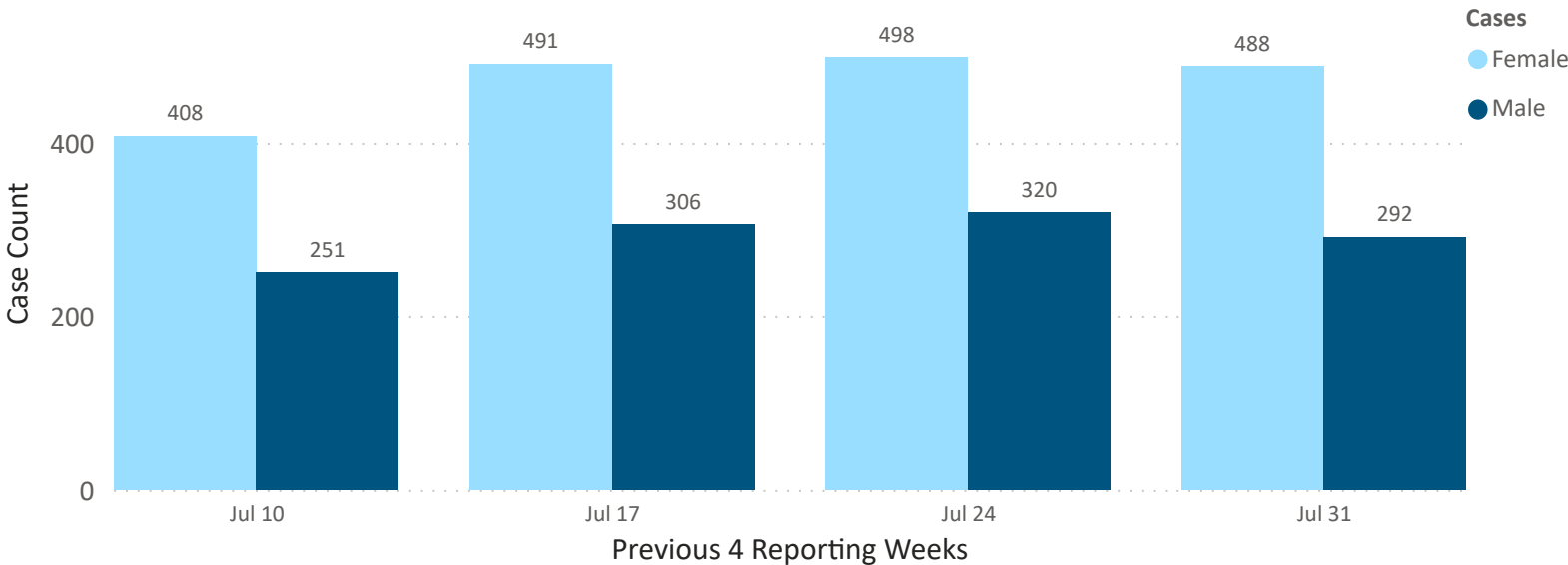


Figure 5. COVID-19 Cases in City of Cleveland by Gender (Jul 10, 2022 - Aug 06, 2022) (based on 3,054 cases)



Cleveland Department of Public Health  
75 Erieview Plaza, Floor 3  
Cleveland, Ohio 44114  
Office: 216-420-7743  
Fax: 216-664-6159

Note: [Figure 4](#) does not include 1 case whose sex is unknown. [Figure 5](#) does not include 10 cases whose sex is unknown.



COVID-19 WATCH

Weekly Coronavirus Disease (COVID-19) Surveillance Report  
Friday, August 12, 2022

Cases by Race

Figure 6. City of Cleveland COVID-19 Cases by Race (Jul 31, 2022 - Aug 06, 2022) (based on 673 cases)

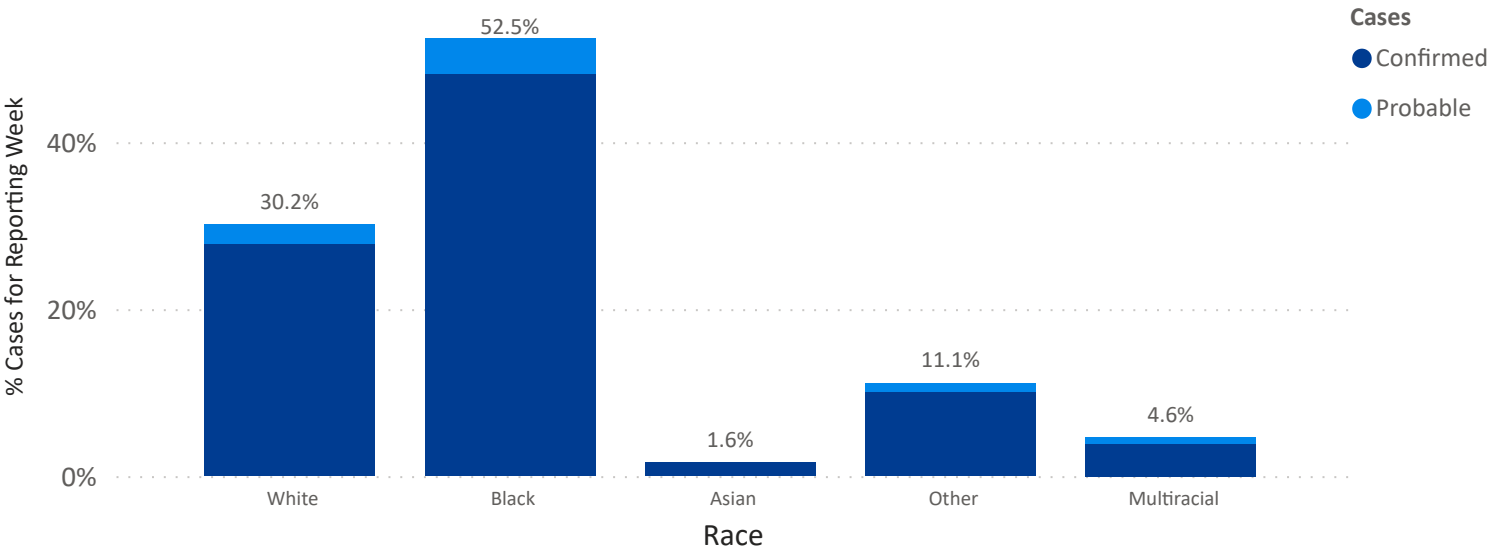
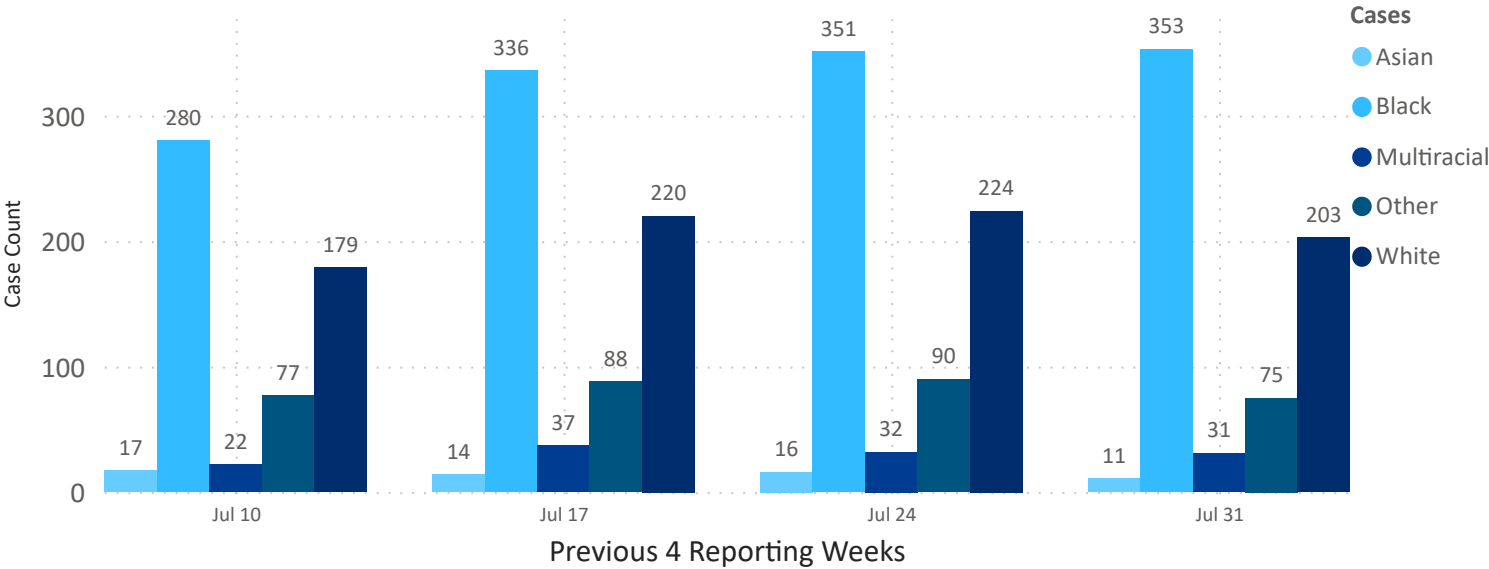


Figure 7. COVID-19 Cases in City of Cleveland by Race (Jul 10, 2022 - Aug 06, 2022) (based on 2,656 cases)



Cleveland Department of Public Health  
75 Erieview Plaza, Floor 3  
Cleveland, Ohio 44114  
Office: 216-420-7743  
Fax: 216-664-6159

**Note:** Figure 6 does not include 108 cases whose race is unknown. Figure 7 does not include 408 cases whose races is unknown. American Indian/Alaska Native and Native Hawaiian/Pacific Islander are included under Other races.



# COVID-19 WATCH

Weekly Coronavirus Disease (COVID-19) Surveillance Report  
Friday, August 12, 2022

## Cases by Ethnicity

Figure 8. City of Cleveland COVID-19 Cases by Ethnicity (Jul 31, 2022 - Aug 06, 2022) (based on 781 cases)

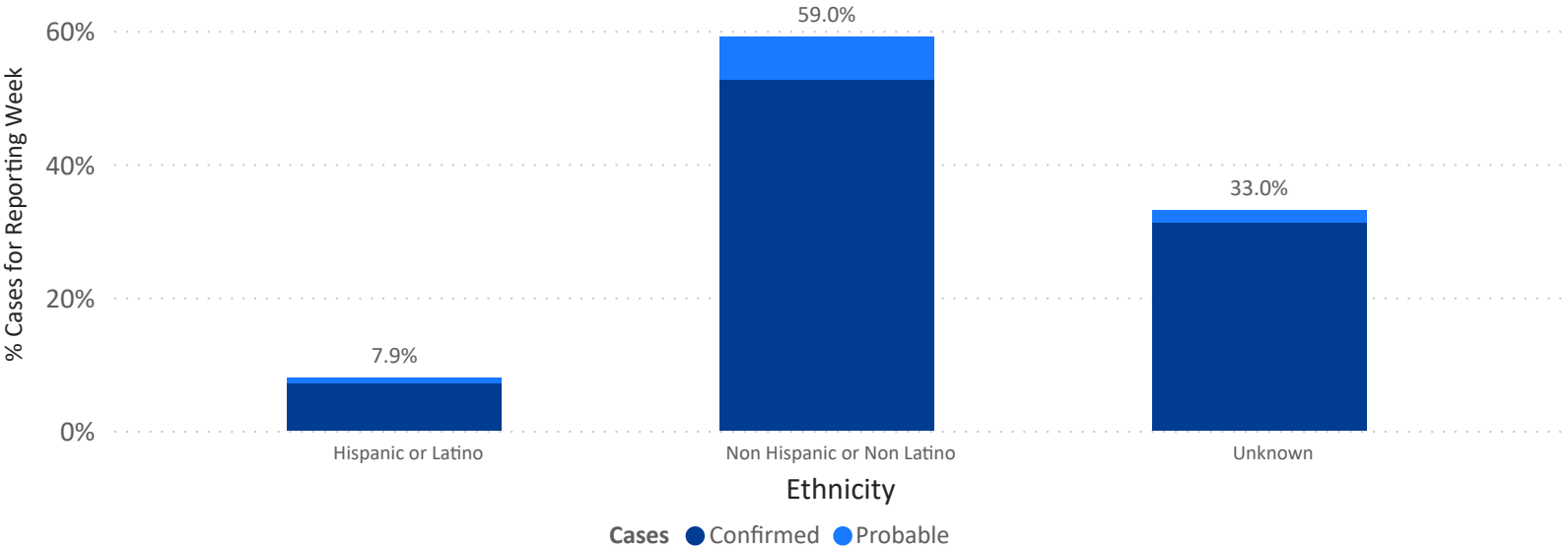
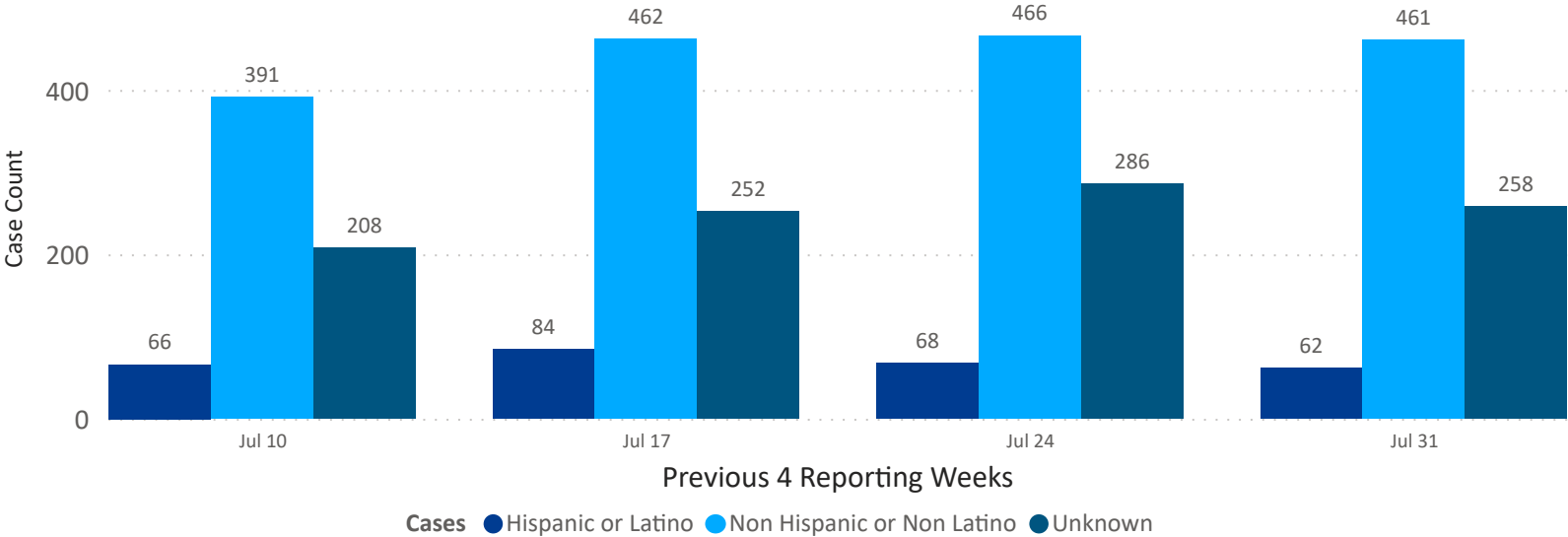


Figure 9. COVID-19 Cases in City of Cleveland by Ethnicity (Jul 10, 2022 - Aug 06, 2022) (based on 3,064 cases)



Cleveland Department of Public Health  
75 Erieview Plaza, Floor 3  
Cleveland, Ohio 44114  
Office: 216-420-7743  
Fax: 216-664-6159



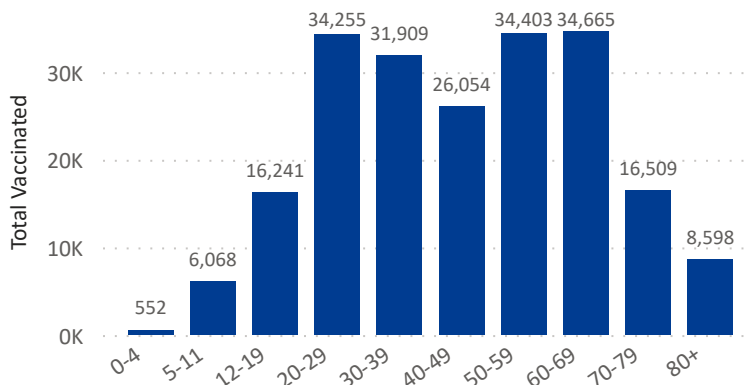
# COVID-19 WATCH

Weekly Coronavirus Disease (COVID-19) Surveillance Report  
Friday, August 12, 2022

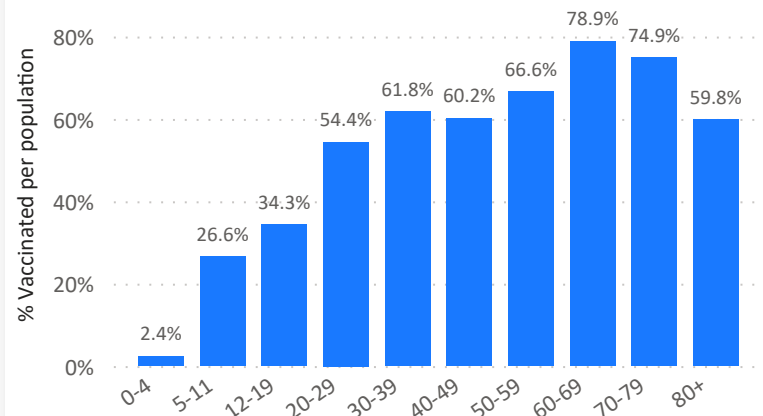
## Demographics of Cleveland Residents who have received any dose of vaccine through August 6, 2022

### Age Groups

Number of Vaccinated Cleveland Residents by Age Group (based on 209,254 residents)

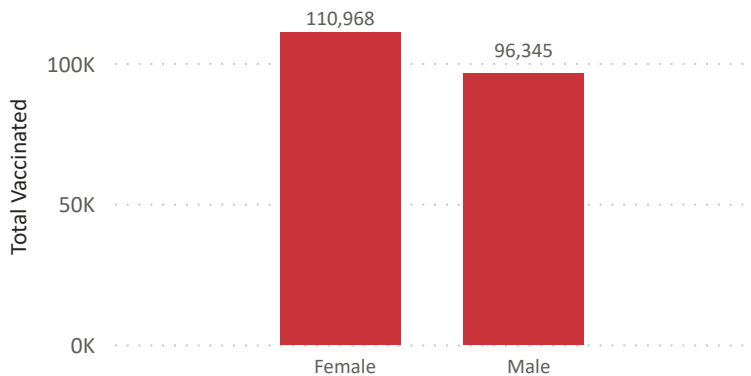


% of Cleveland Residents Vaccinated per Age Group

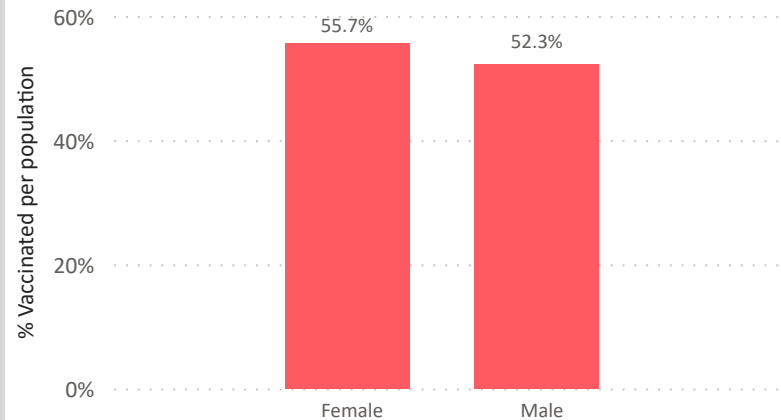


### Sex

Number of Vaccinated Cleveland Residents by Sex (based on 207,313 residents)



% of Cleveland Residents Vaccinated per Sex



#### Cleveland Department of Public Health

75 Erieview Plaza, Floor 3  
Cleveland, Ohio 44114  
Office: 216-420-7743  
Fax: 216-664-6159

The total Cleveland population of 383,331 along with the age, race, sex, and ethnicity data are estimates reported by the US Census Bureau 2019. There are no estimates for "Unknown" or "Other" sex and age groups, so percent of population cannot be calculated for these groups. Data for % Vaccinated out of total population graphs can be read, for example, "74.9 % of the 70-79 year old population in Cleveland have received at least one dose of the COVID-19 vaccine". Sex graph does not include 1,878 "unknown" and 63 "other".

These graphs represent Cleveland residents who received any dose of a COVID-19 vaccine.





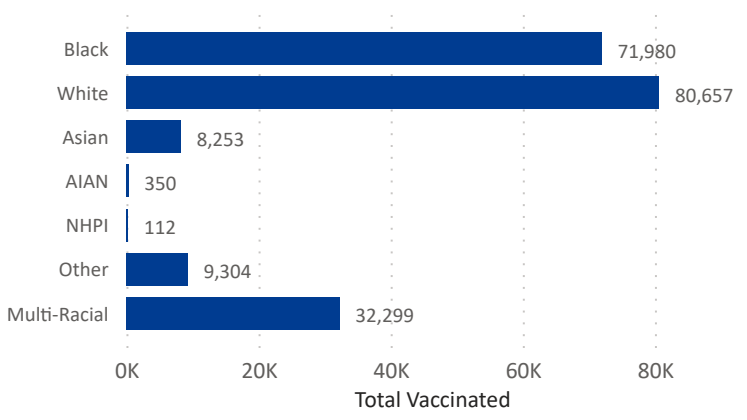
# COVID-19 WATCH

Weekly Coronavirus Disease (COVID-19) Surveillance Report  
Friday, August 12, 2022

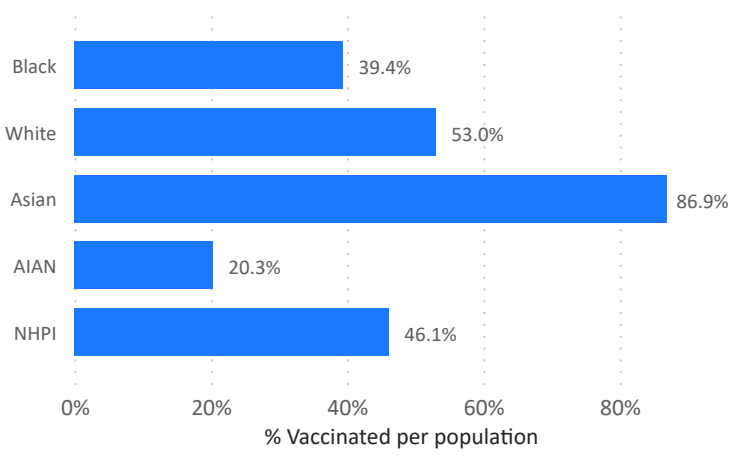
## Demographics of Cleveland Residents who have received any dose of vaccine through August 6, 2022

### Race

Number of Vaccinated Cleveland Residents by Race (based on 202,955 residents)

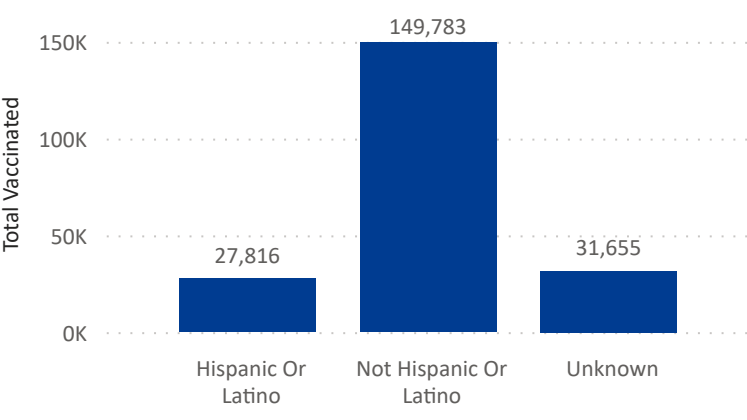


% of Cleveland Residents Vaccinated per Race Population

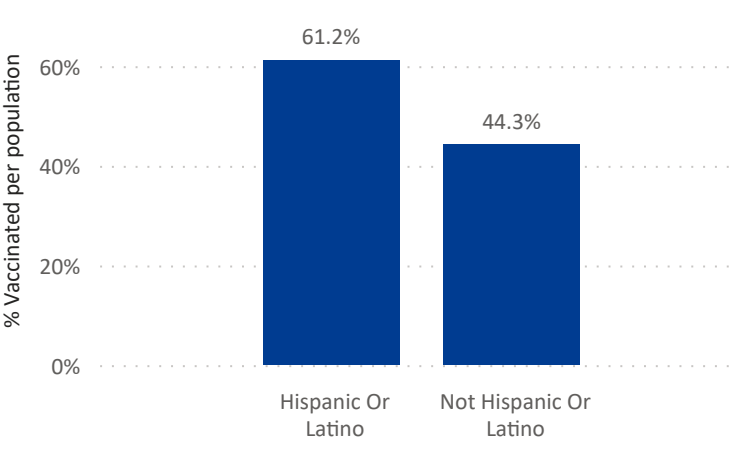


### Ethnicity

Number of Vaccinated Cleveland Residents by Ethnicity (based on 209,254 residents)



% of Cleveland Residents Vaccinated per Ethnicity



**Cleveland Department of Public Health**  
75 Erieview Plaza, Floor 3  
Cleveland, Ohio 44114  
Office: 216-420-7743  
Fax: 216-664-6159

The total Cleveland population of 383,331 along with the age, race, sex, and ethnicity data are estimates reported by the US Census Bureau 2019. There are no population estimates for "Unknown" and "Other" race and ethnicity categories, so % population cannot be calculated for these groups. AIAN = American Indian/Alaska Native; NHPI = Native Hawaiian/Pacific Islander. Other race does not includes two or more races. Race graph does not include 6,299 unknown race. These graphs represent Cleveland residents who received any dose of a COVID-19 vaccine.



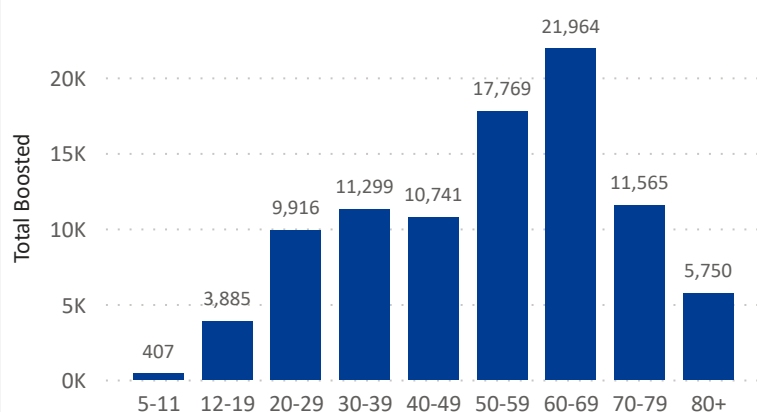
# COVID-19 WATCH

Weekly Coronavirus Disease (COVID-19) Surveillance Report  
Friday, August 12, 2022

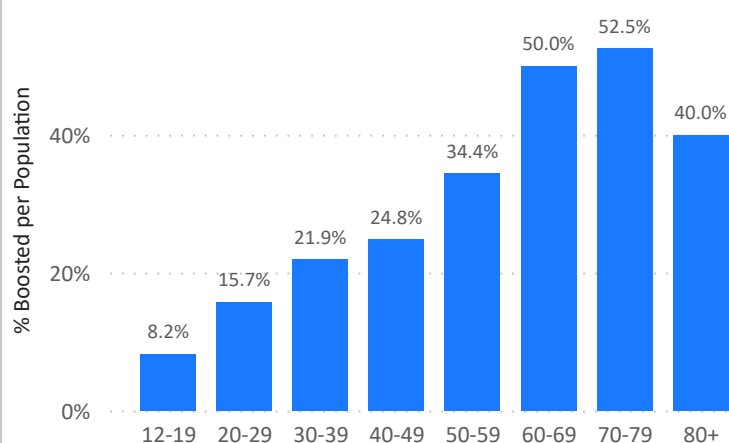
## Demographics of Cleveland Residents who received a booster dose through August 6, 2022

### Age Groups

Number of Boosted Cleveland Residents by Age Group (based on 93,296 residents)

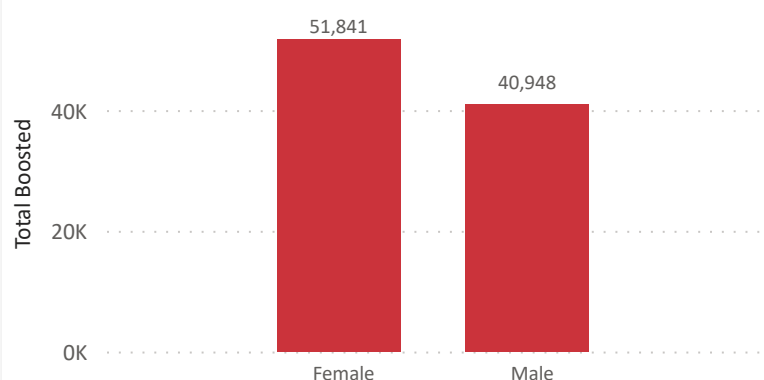


% of Cleveland Residents Boosted by Age Group

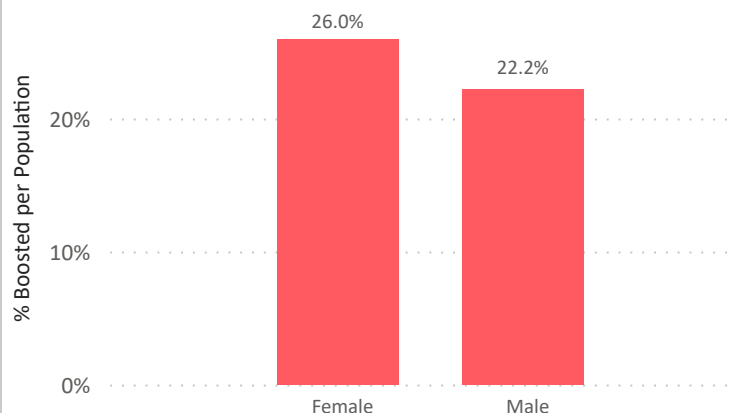


### Sex

Number of Boosted Cleveland Residents by Sex (based on 92,798 residents)



% of Cleveland Residents Boosted per Sex



**Cleveland Department of Public Health**  
75 Erieview Plaza, Floor 3  
Cleveland, Ohio 44114  
Office: 216-420-7743  
Fax: 216-664-6159

The total Cleveland population of 383,331 along with the age, race, sex, and ethnicity data are estimates reported by the US Census Bureau 2019. There are no estimates for "Unknown" or "Other" sex and age groups, so percent of population cannot be calculated for these groups. Data for % boosted out of total population graphs can be read as, for example, "40.0% of the 80+ year old population in Cleveland have received their booster dose". Sex graph does not include 486 "Unknown" and 21 "Other". These graphs represent Cleveland residents who received a booster dose. Boosted % represents number of people who received their booster dose among the population of that group.



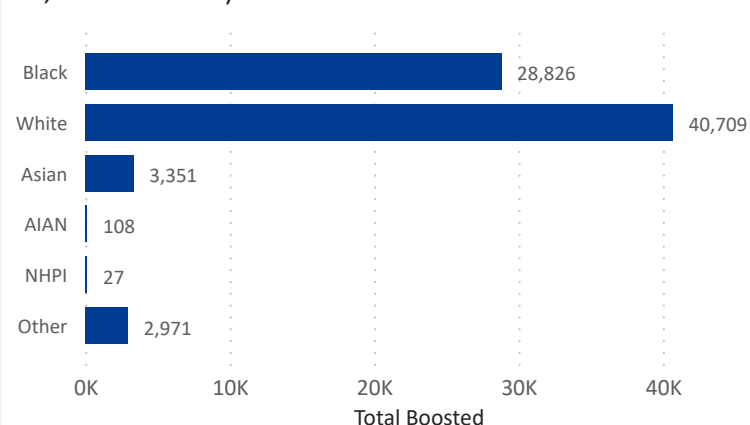
# COVID-19 WATCH

Weekly Coronavirus Disease (COVID-19) Surveillance Report  
Friday, August 12, 2022

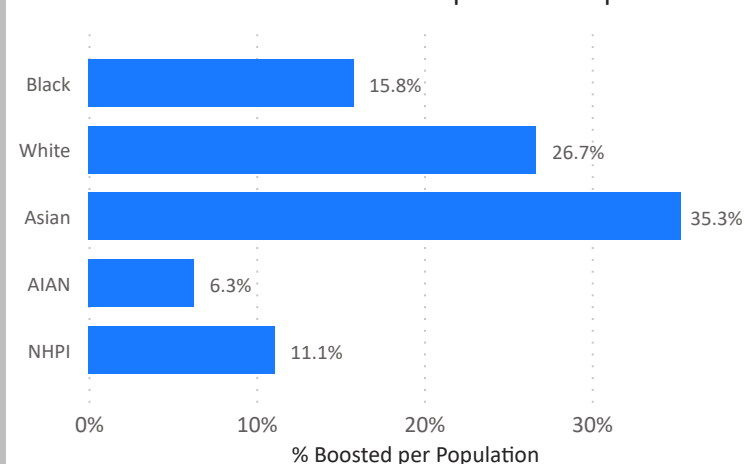
## Demographics of Cleveland Residents who received a booster dose through August 6, 2022

### Race

Number of Boosted Cleveland Residents by Race (based on 75,992 residents)

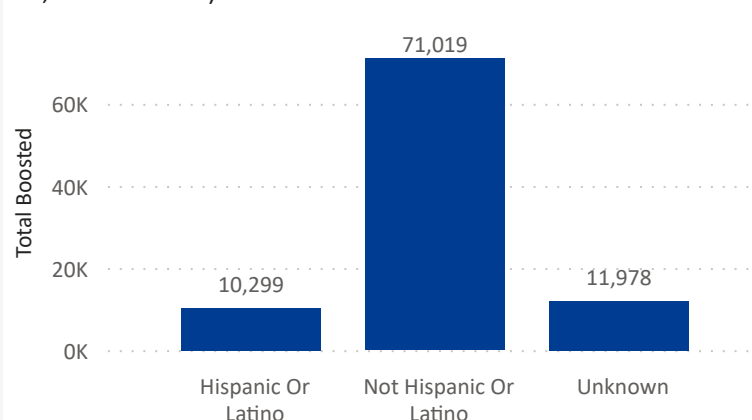


% of Cleveland Residents Boosted per Race Population

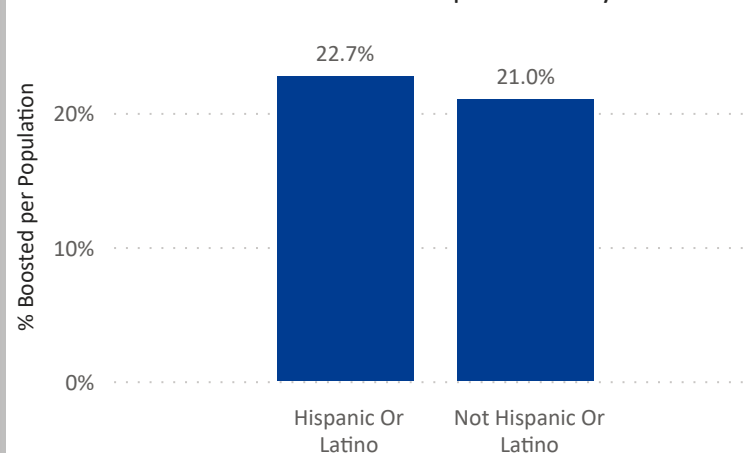


### Ethnicity

Number of Boosted Cleveland Residents by Ethnicity (based on 93,296 residents)



% of Cleveland Residents Boosted per Ethnicity



**Cleveland Department of Public Health**  
75 Erievue Plaza, Floor 3  
Cleveland, Ohio 44114  
Office: 216-420-7743  
Fax: 216-664-6159

The total Cleveland population of 383,331 along with the age, race, sex, and ethnicity data are estimates reported by the US Census Bureau 2019. There are no population estimates for "Unknown" and "Other" race and ethnicity categories, so % population cannot be calculated for these groups. AIAN = American Indian/Alaska Native; NHPI = Native Hawaiian/Pacific Islander. Other race does not include two or more races. Race graph does not include 15,548 multi-racial and 1,756 unknown race.

These graphs represent Cleveland residents who received a booster dose. Booster % represents number of people who received their booster dose among the population of that group.

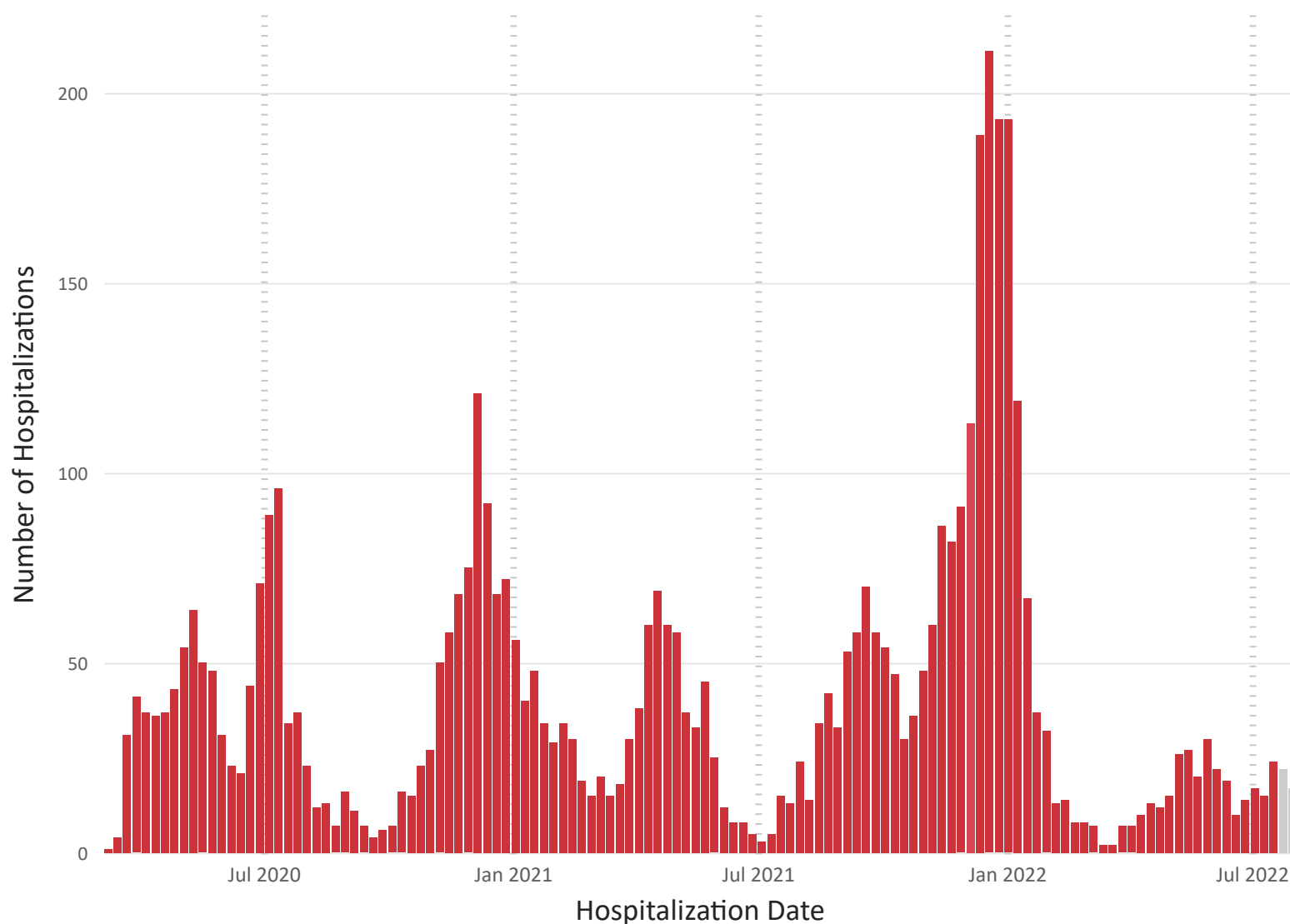


# COVID-19 WATCH

Weekly Coronavirus Disease (COVID-19) Surveillance Report  
Friday, August 12, 2022

## Hospitalization by Admission Date

Figure 10. City of Cleveland COVID-19 Hospitalizations by Reporting Week (Feb 15, 2020 - Aug 06, 2022) (based on 5,020 cases)



**Cleveland Department of Public Health**  
75 Erievue Plaza, Floor 3  
Cleveland, Ohio 44114  
Office: 216-420-7743  
Fax: 216-664-6159

\* As of February 12, 2021, hospitalization counts are shown in the present report by hospital admission date. Prior to this date, they had been shown by test date.

\* Hospitalization data is preliminary and will be updated in subsequent weeks due to reporting delays.

**Note:** Figure 10 does not include 387 cases for whom hospital admission date is unknown and 1 case with an admission date prior to February 15, 2020.



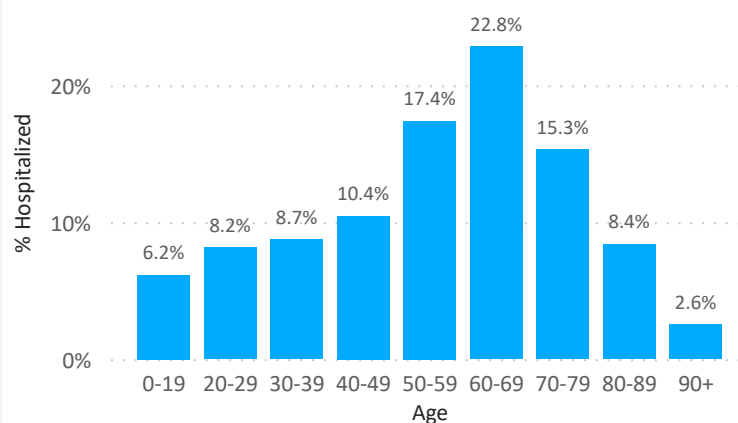
# COVID-19 WATCH

Weekly Coronavirus Disease (COVID-19) Surveillance Report  
Friday, August 12, 2022

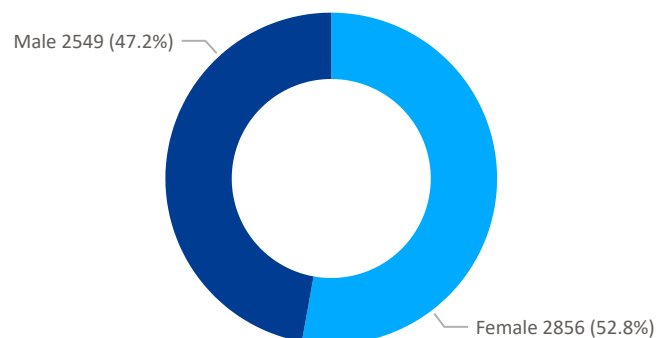
## Total Hospitalizations

Figure 11. City of Cleveland COVID-19 Hospitalizations by Demographics (Feb 15, 2020 - Aug 06, 2022) (based on 5,408 cases)

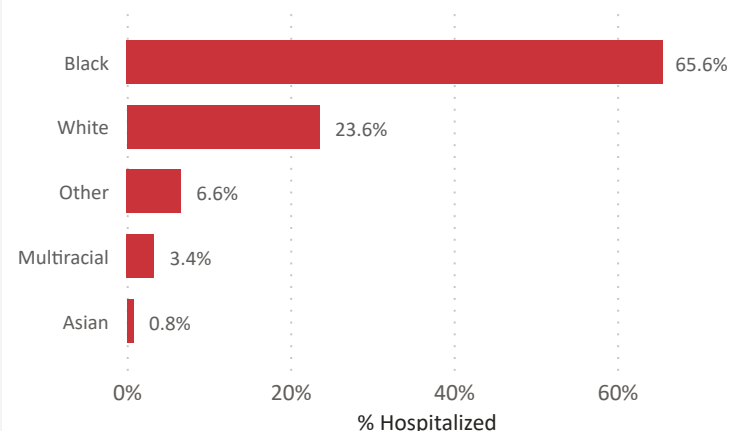
### By Age



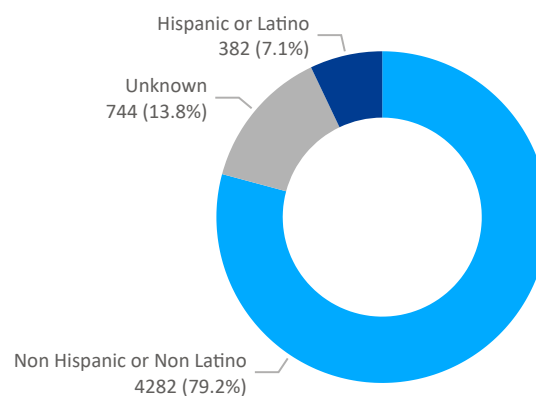
### By Gender



### By Race



### By Ethnicity





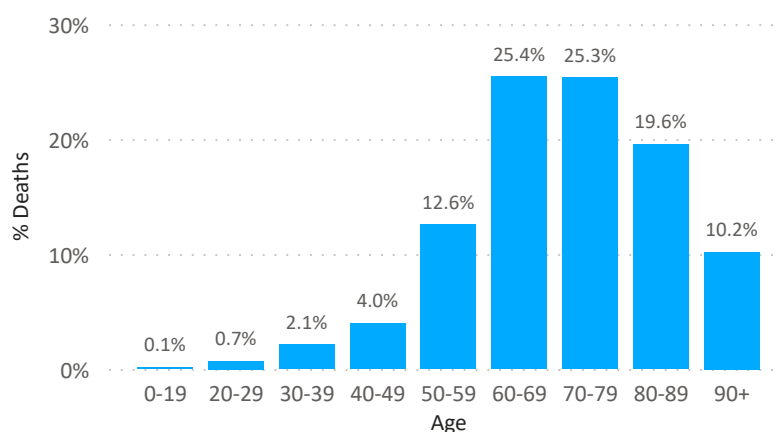
# COVID-19 WATCH

Weekly Coronavirus Disease (COVID-19) Surveillance Report  
Friday, August 12, 2022

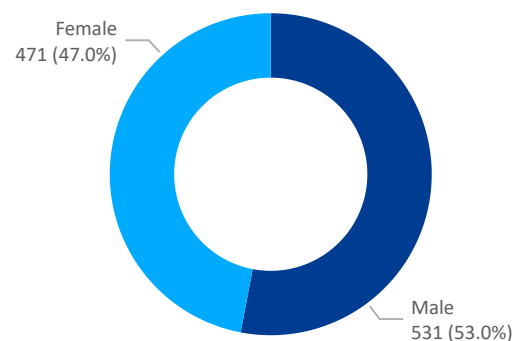
## Total Deaths

Figure 12. City of Cleveland COVID-19 Deaths by Demographics (Feb 15, 2020 - Aug 06, 2022) (based on 1,002 cases)

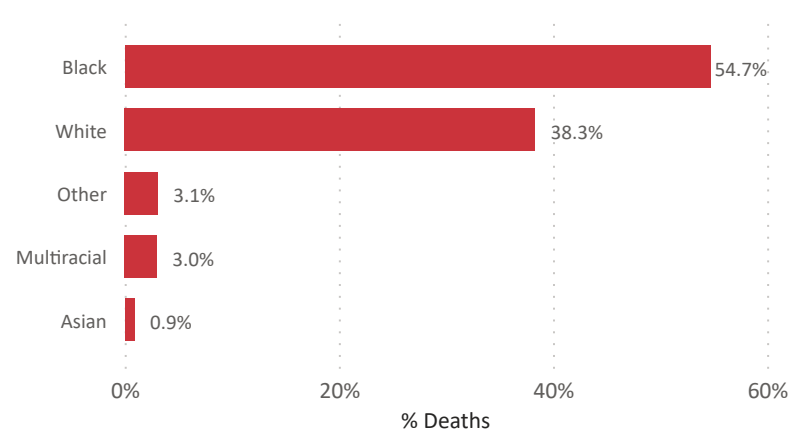
### By Age



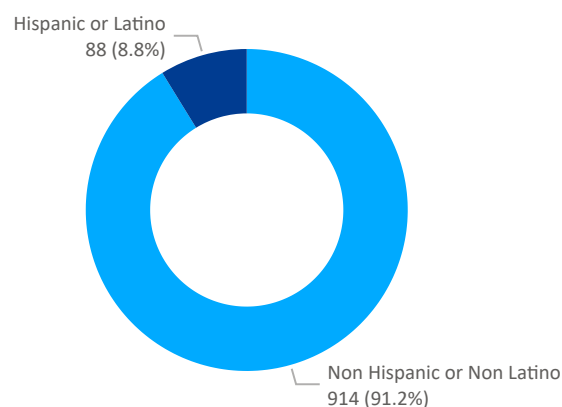
### By Gender



### By Race



### By Ethnicity



**Cleveland Department of Public Health**

75 Erievue Plaza, Floor 3

Cleveland, Ohio 44114

Office: 216-420-7743

Fax: 216-664-6159

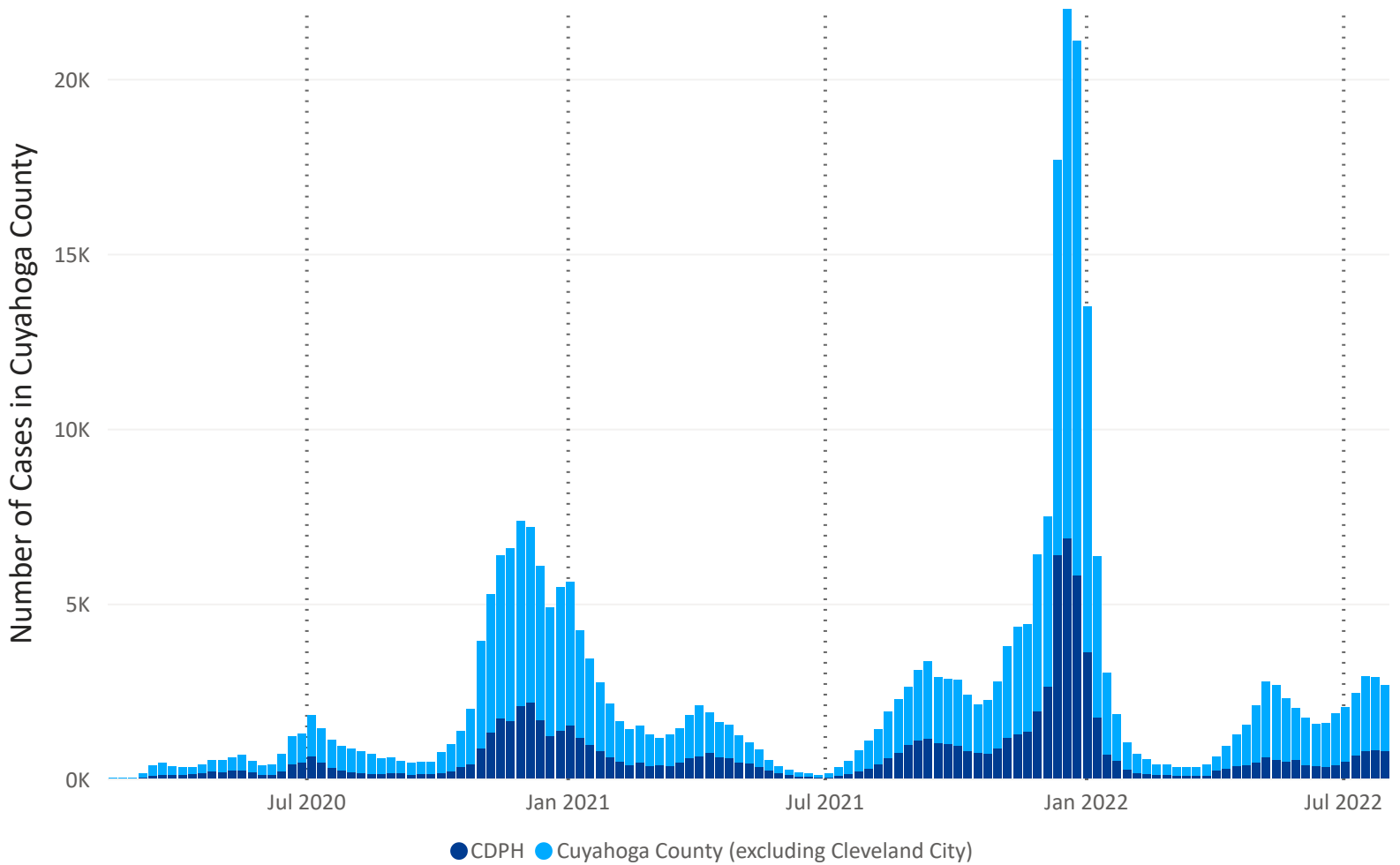


# COVID-19 WATCH

Weekly Coronavirus Disease (COVID-19) Surveillance Report  
Friday, August 12, 2022

## City vs. County Comparisons—Total Number of Cases

Figure 13. Comparison of Total Number of Cases Between the City of Cleveland & Cuyahoga County, Reported Weekly (Feb 15, 2020 - Aug 06, 2022)



89,552

Total Case in Cleveland City

306,962

Total Cases in Cuyahoga County

22.6 %

of Cuyahoga County Cases in Cleveland City

**Cleveland Department of Public Health**  
75 Erievue Plaza, Floor 3  
Cleveland, Ohio 44114  
Office: 216-420-7743  
Fax: 216-664-6159

**Note:** According to the US Census Bureau, the City of Cleveland represents 31% of the Cuyahoga County population.

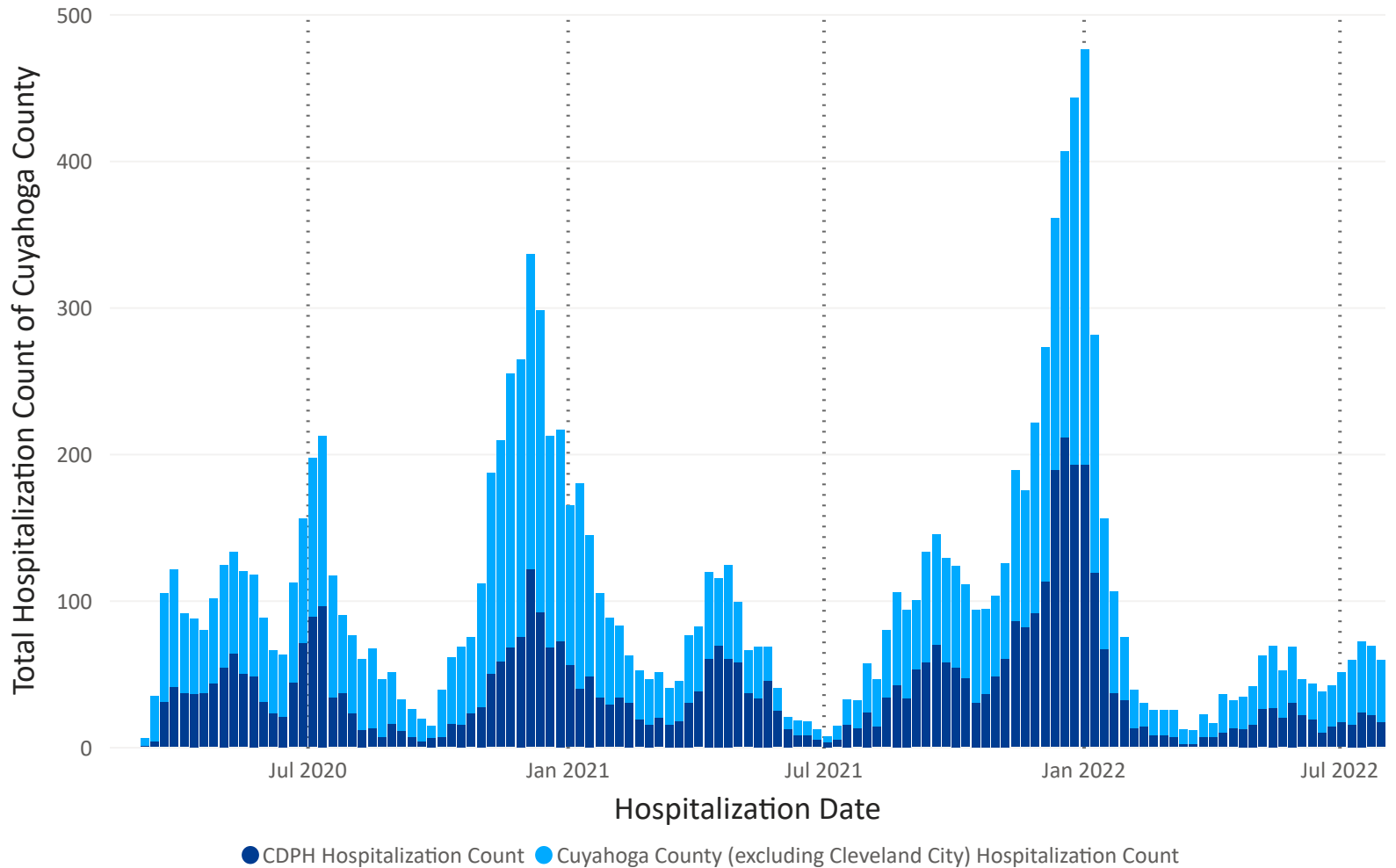


# COVID-19 WATCH

Weekly Coronavirus Disease (COVID-19) Surveillance Report  
Friday, August 12, 2022

## City vs. County Comparisons—Hospitalization Count

Figure 14. Comparison of Hospitalization Counts Between the City of Cleveland & Cuyahoga County, Reported Weekly (Feb 15, 2020 - Aug 06, 2022)



5,408

Total Hospitalizations in Cleveland City

13,628

Total Hospitalizations in Cuyahoga County

28.5%

of Cuyahoga County Hospitalizations  
in Cleveland City

**Cleveland Department of Public Health**  
75 Erieview Plaza, Floor 3  
Cleveland, Ohio 44114  
Office: 216-420-7743  
Fax: 216-664-6159



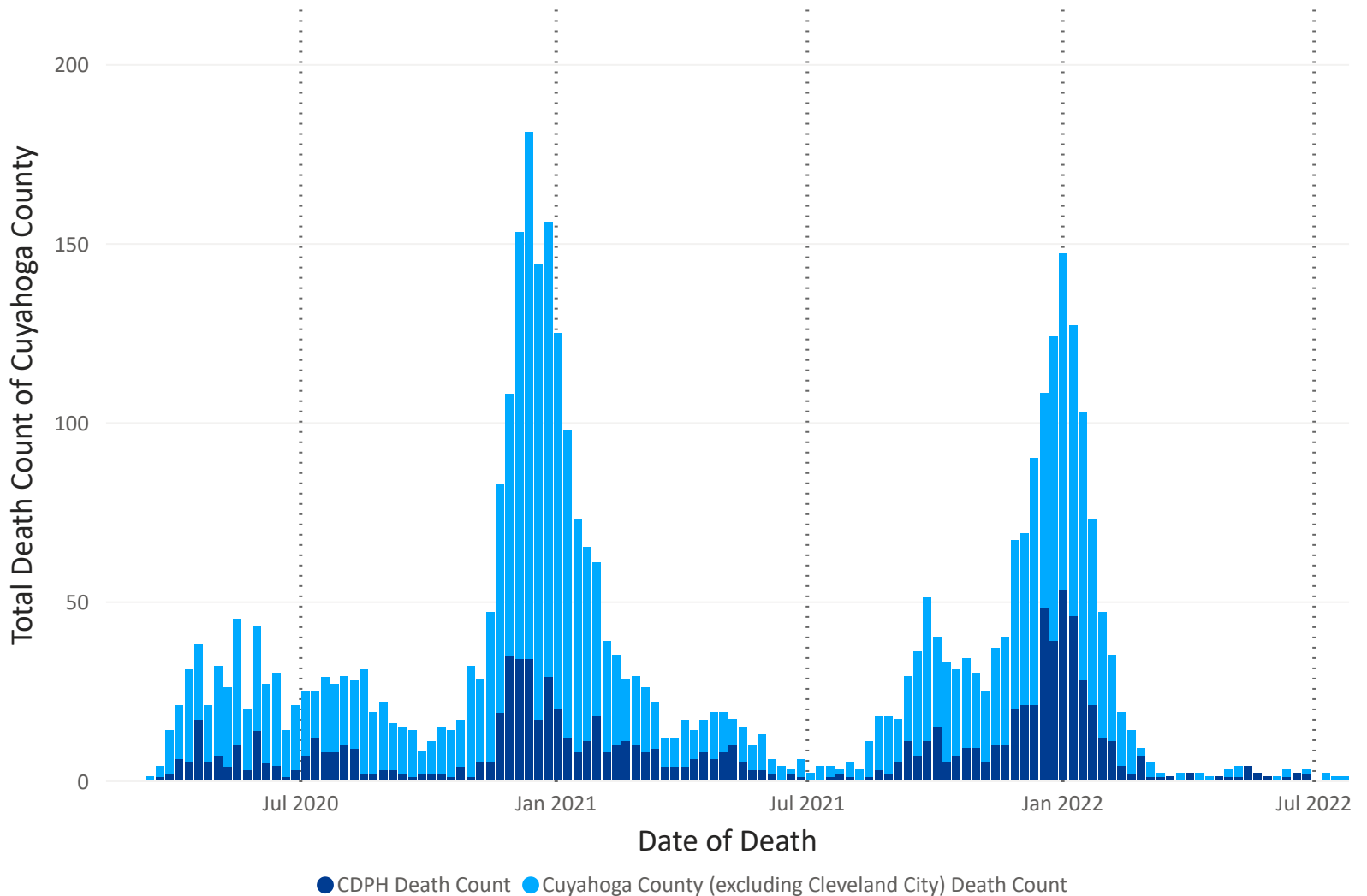


# COVID-19 WATCH

Weekly Coronavirus Disease (COVID-19) Surveillance Report  
Friday, August 12, 2022

## City vs. County Comparisons—Deaths

Figure 15. Comparison of Death Counts Between the City of Cleveland & Cuyahoga County, Reported Weekly (Feb 15, 2020 - Aug 06, 2022)





# COVID-19 WATCH

Weekly Coronavirus Disease (COVID-19) Surveillance Report  
Friday, August 12, 2022

## Disclaimers

The Cuyahoga County numbers are approximate and have been populated using the DataOhio Portal.

**Case Definitions: Confirmed:** Meets confirmatory laboratory evidence. NOTE: People with no symptoms and with a confirmatory positive test are reportable as confirmed cases. **Probable:** 1} Does not have a confirmatory positive test but meets symptom(s) criteria **AND** has had close contact with someone who has a confirmed case of SARS-CoV-2. 2} Has a positive antigen test **AND** was reported on or after 11/1/2020. (For reports received prior to 11/1/2020: Has a positive antigen test **AND** either meets symptom(s) criteria **OR** has had close contact with someone who has a confirmed case of SARS-CoV-2). 3} No confirmatory positive test for but SARS-CoV-2 is listed on the death certificate as a cause of death.

### Metadata

This data report reflects the period starting from February 15, 2020 through August 6, 2022 for the City of Cleveland, Ohio.

Total Cases represent confirmed and probable cases.

Cleveland City data and Cuyahoga County data are compiled on August 9, 2022 using the DataOhio Portal.

Population and demographic data are from the US Census Bureau's 2020 estimates.

Data is preliminary and subject to change as more information is gained.

There may be a delay in reporting.

Data is reported by test date. If test date is unknown, date reported is used as a substitute for the test date. The number of cases can vary based on date used for analysis.

Primary Source: Cleveland Department of Public Health

Organization: Cleveland Department of Public Health

**Cleveland Department of Public Health**  
75 Erieview Plaza, Floor 3  
Cleveland, Ohio 44114  
Office: 216-420-7743  
Fax: 216-664-6159