



COVID-19 WATCH

Weekly Coronavirus Disease (COVID-19) Surveillance Report
Friday, September 02, 2022

Report Contents

Page 1: Key Findings

Pages 2-3: Overview & Summary

Pages 4-7: Case Demographics

Pages 8-9: Vaccine Demographics

Pages 10-11: Booster Demographics

Pages 12-13: Hospitalization Metrics

Page 14: Death Metrics

Pages 15-17: City vs County Trends

Page 18: Metadata

If you have questions concerning the information in this report, email us at covidreport@clevelandohio.gov

Cleveland Department of Public Health
75 Erieview Plaza, Floor 3
Cleveland, Ohio 44114
Office: 216-420-7743
Fax: 216-664-6159

The purpose of the COVID-19 Watch is to summarize the coronavirus surveillance in the City of Cleveland, Ohio. This summary report reflects the period starting from February 15, 2020 until August 27, 2022.

What Matters Most

1. Cleveland COVID-19 cases increased during the week of August 21st with 678 new cases and a rate of 177 new cases per 100,000 residents and the CDC's COVID-19 Community Level remains *high* as of August 25th. CDPH recommends wearing a mask in public and staying up-to-date with vaccination and booster shots.
2. Nearly 20% of COVID-19 cases during the week of August 21st were among Cleveland residents under 20 years of age. CDPH is working with administrators in K-12 schools to quickly respond to potential outbreaks and provide guidance on mitigation strategies to reduce the number of cases in this age group.
3. Over 400 Cleveland residents completed their primary vaccination series during this reporting week. As of August 30th, 56.0% of Cleveland residents have received any dose of a COVID-19 vaccine, 49.4% have completed their primary vaccination series, and 24.4% have received a booster dose. Cleveland has a vaccination goal of having 60% of residents vaccinated for COVID-19. Appointment for adults and children can be made by calling 216-664-2222 or visiting gettheshot.coronavirus.gov.
4. The FDA has authorized the new bivalent booster shots from Pfizer-BioNTech and Moderna. The new shots mix the original COVID-19 vaccines with updated versions to protect against Omicron subvariants, which account for most new cases in the US. The goal is that to reduce COVID-19 deaths and prevent a winter surge similar to the first Omicron wave. An advisory committee with the CDC will meet to set recommendations for the public before they will be available for distribution.
5. COVID-19 cases are leveling off from their rise over the summer. We can help prevent these numbers from increasing again by staying up-to-date with COVID-19 vaccinations. The good news is that 77% of adults over age 18 years have received a primary series at this point. However, only half of booster-eligible adults have gotten a booster, and only 34% of adults ages 50 years and older have gotten a second booster. Vaccine effectiveness can decrease over time, but boosters restore protection against serious illness and death.
6. Remember the steps to take if you test positive for COVID-19. Regardless of vaccination status, if you test positive you should immediately self-isolate and away from others for five days. Day 0 of isolation is the first day you had symptoms or the day you tested positive if you did not have symptoms. If you had symptoms, you can end isolation after day five if you are fever free for 24 hours and if your symptoms are improving. You should wear a mask for the next five days.



COVID-19 WATCH

Weekly Coronavirus Disease (COVID-19) Surveillance Report
Friday, September 02, 2022

COVID-19 Summary

MEASURE	TOTAL	CONFIRMED	PROBABLE
Cases	91,662	81,713	9,949
Deaths*	1,011	924	87
Hospitalizations	5,472	5,427	45

Weekly Summary

MEASURE	TOTAL	CONFIRMED	PROBABLE
Cases	678	595	83
Hospitalizations	17	17	0

Vaccine Summary**

MEASURE	TOTAL
Total residents who received any dose	214,755
Completed	189,458
Boosted	93,478
Individuals vaccinated by CDPH	43,652

Cleveland Department of Public Health
75 Erieview Plaza, Floor 3
Cleveland, Ohio 44114
Office: 216-420-7743
Fax: 216-664-6159

*Final cause of death can take weeks to determine and so the number of deaths in the previous weeks are subject to change as more information is reported from ODH.

**Vaccine data were exported from the DataOhio Portal on August 30, 2022. Vaccination summaries include vaccinations administered to Cleveland residents by any supplier. In CDPH data reporting, individuals are counted in every group of which they meet the criteria. For example, a Cleveland resident who has completed a primary series and received a booster will be included in the counts of each group. Please note, the criteria to have "Completed a Primary Series" differs for individuals who are moderately to severely immunocompromised.

*** Includes both Cleveland residents and non-residents.

Note: See page 18 for "Confirmed" and "Probable" case definitions.

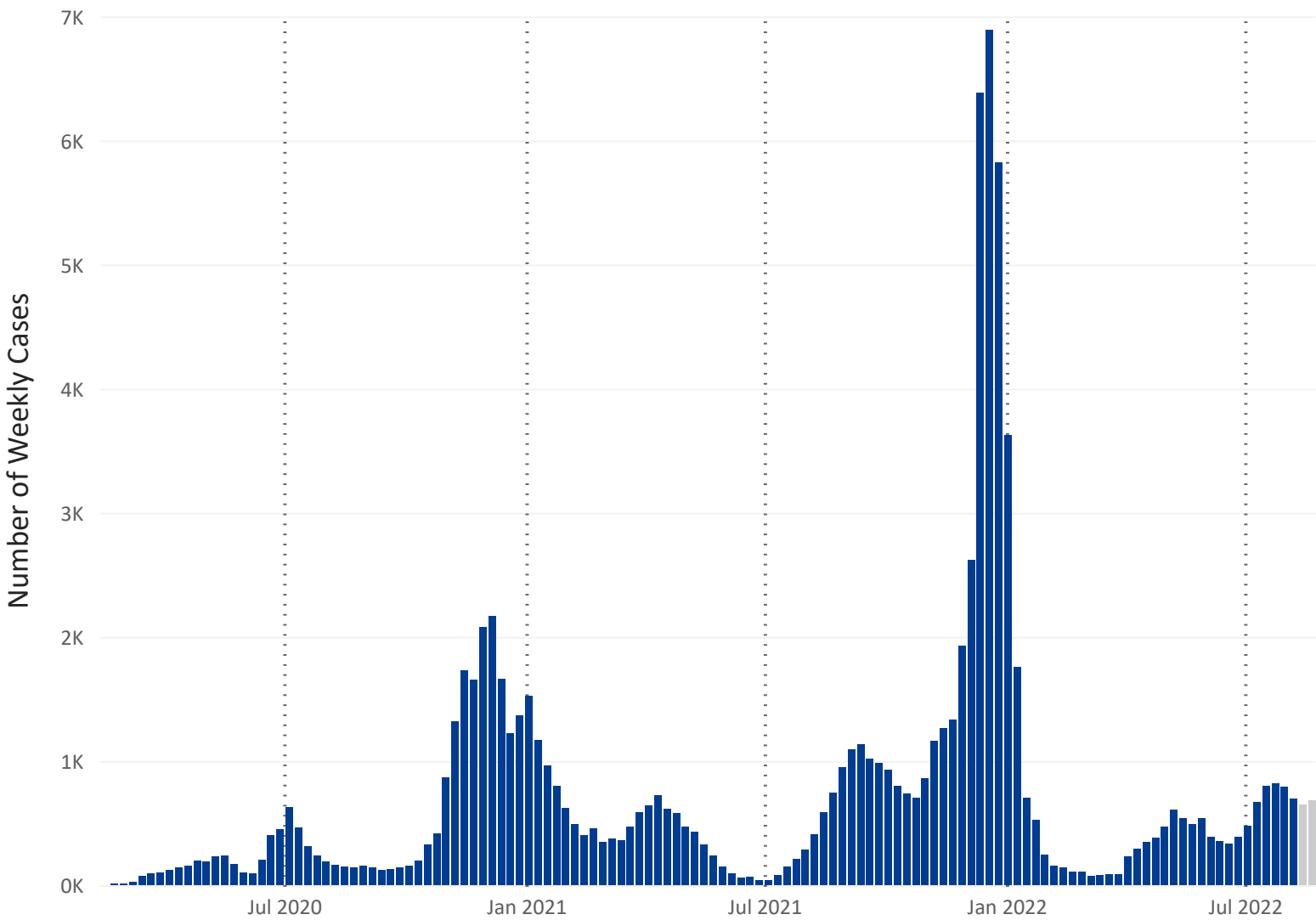


COVID-19 WATCH

Weekly Coronavirus Disease (COVID-19) Surveillance Report
Friday, September 02, 2022

Total Cases by Specimen Collection Date as of August 27, 2022

Figure 1. City of Cleveland COVID-19 Total Cases by Reporting Week (Feb 15, 2020 - Aug 27, 2022) (based on 91,661 cases)



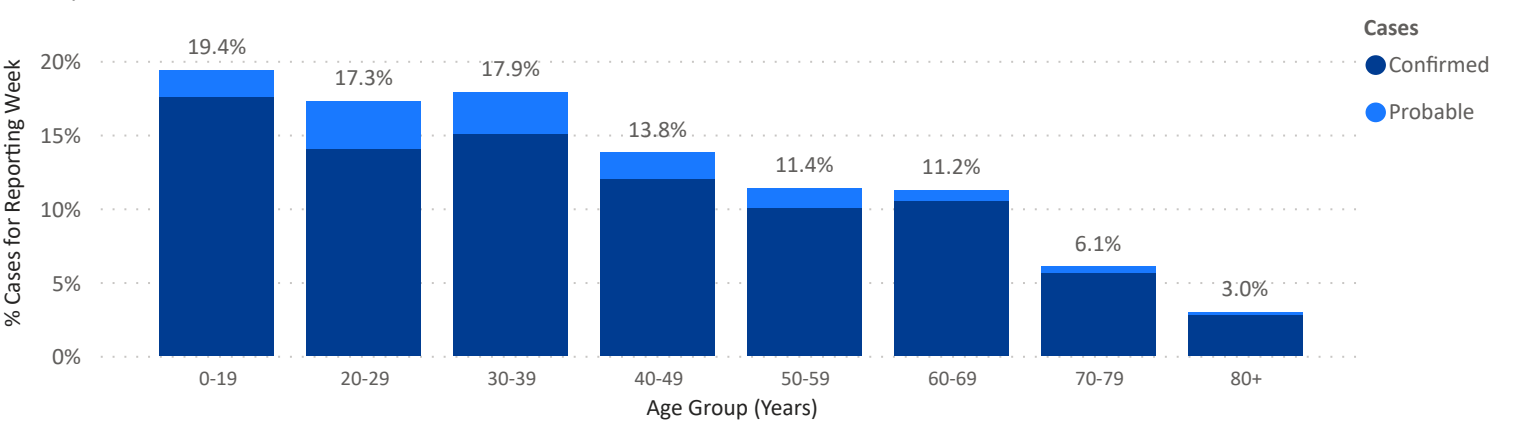


COVID-19 WATCH

Weekly Coronavirus Disease (COVID-19) Surveillance Report
Friday, September 02, 2022

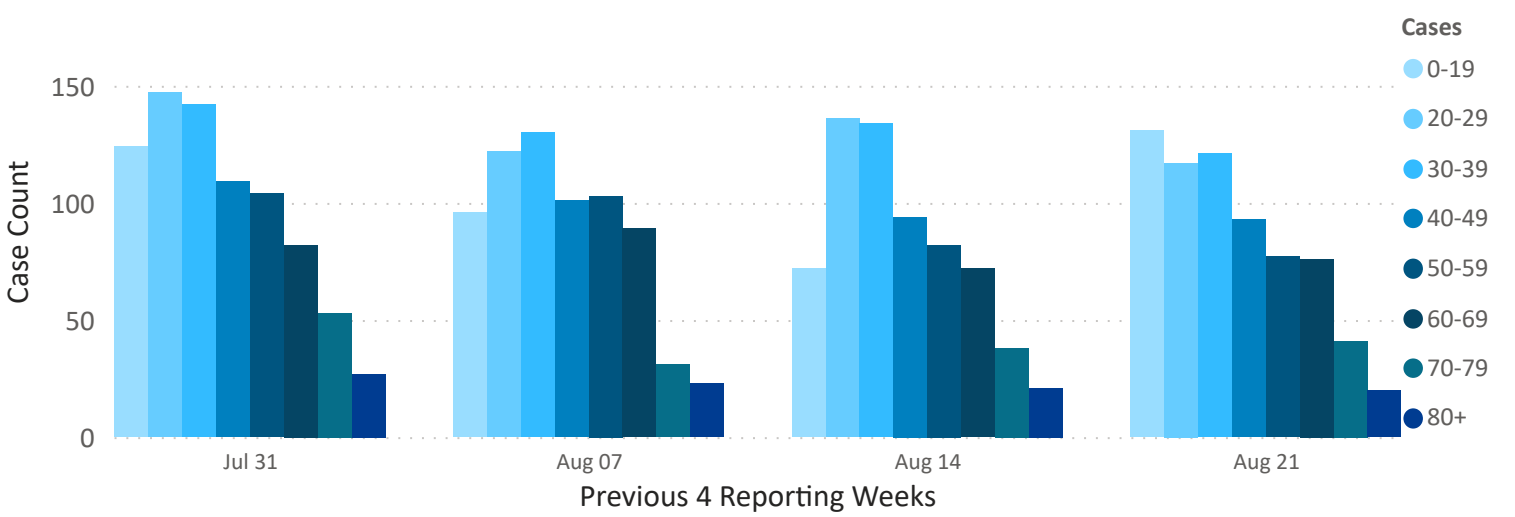
Cases by Age Group

Figure 2. Reporting Week City of Cleveland COVID-19 Cases by Age (Aug 21, 2022 - Aug 27, 2022) (based on 678 cases)



38.97	0	97
Average Age	Min Age	Max Age

Figure 3. COVID-19 Cases in City of Cleveland by Age (Jul 31, 2022 - Aug 27, 2022) (based on 2,811 cases)



40.10	0	97
Average Age	Min Age	Max Age

Cleveland Department of Public Health
75 Erievue Plaza, Floor 3
Cleveland, Ohio 44114
Office: 216-420-7743
Fax: 216-664-6159

Note: Figure 2 does not include 2 cases whose ages are unknown. Figure 3 does not include 4 cases whose ages are unknown. See page 18 for "Confirmed" and "Probable" case definitions.



COVID-19 WATCH

Weekly Coronavirus Disease (COVID-19) Surveillance Report
Friday, September 02, 2022

Cases by Gender

Figure 4. City of Cleveland COVID-19 Cases by Gender (Aug 21, 2022 - Aug 27, 2022) (based on 672 cases)

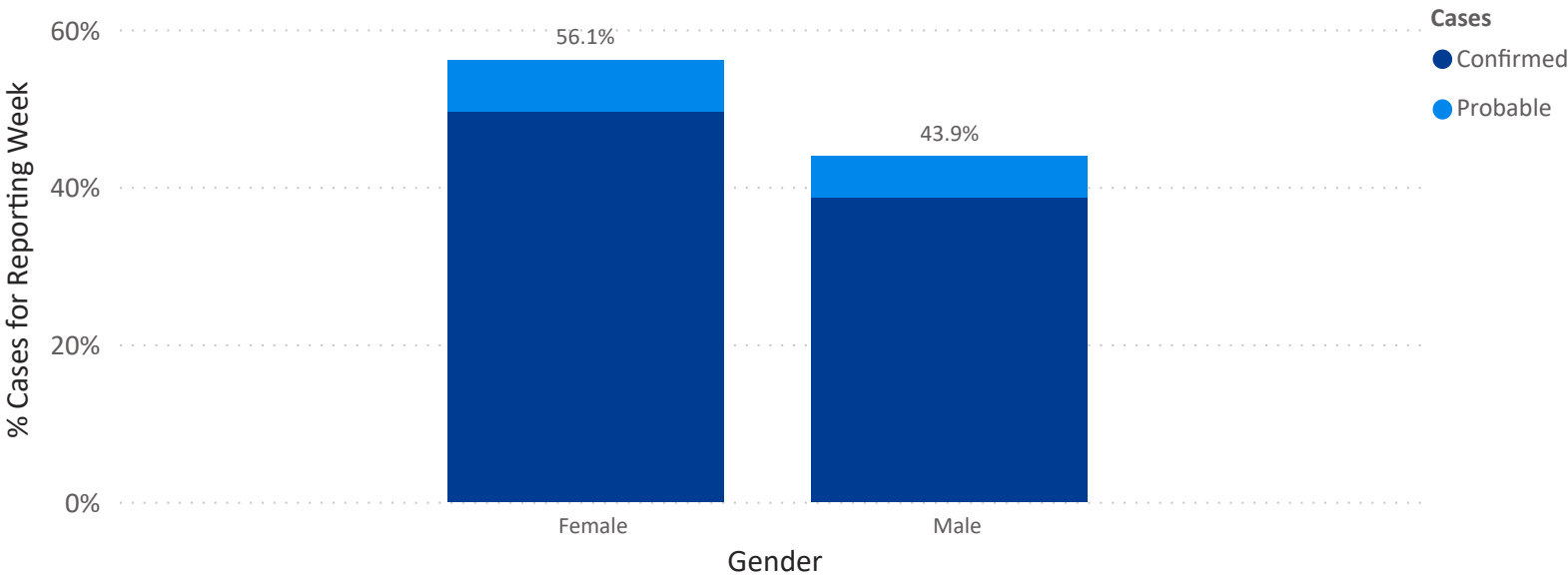
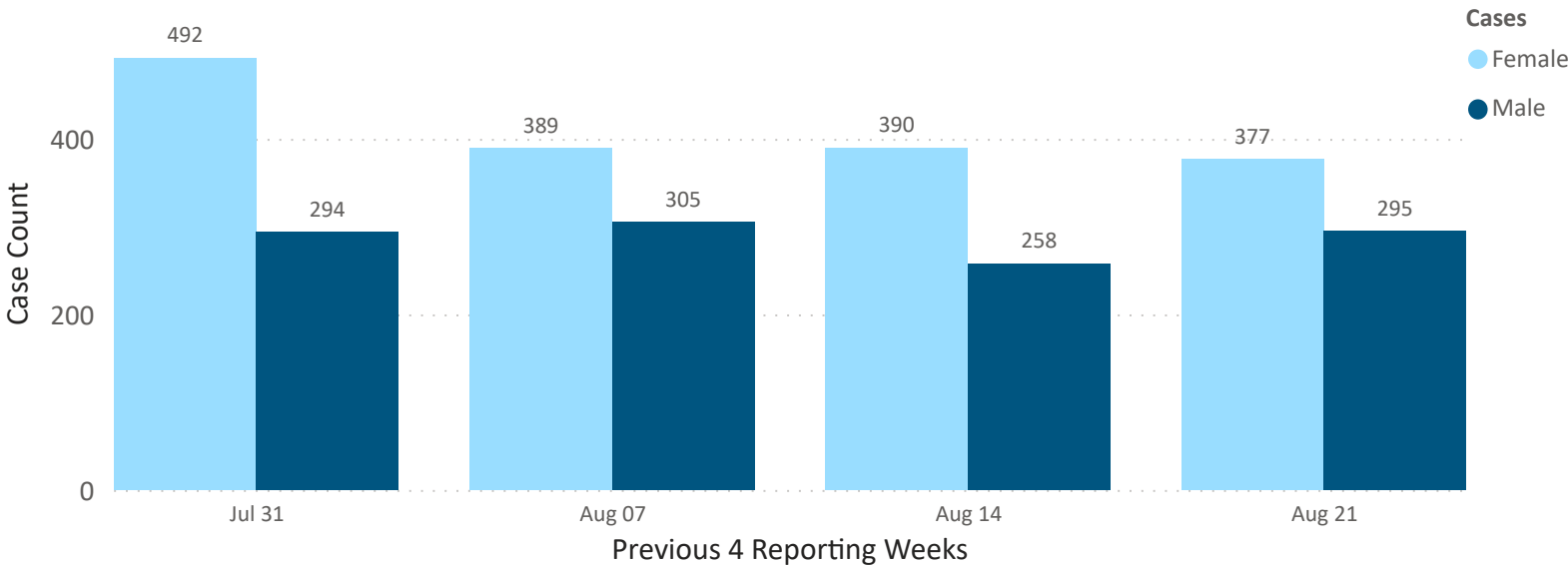


Figure 5. COVID-19 Cases in City of Cleveland by Gender (Jul 31, 2022 - Aug 27, 2022) (based on 2,800 cases)



Cleveland Department of Public Health
75 Erieview Plaza, Floor 3
Cleveland, Ohio 44114
Office: 216-420-7743
Fax: 216-664-6159

Note: Figure 4 does not include 6 case whose sex is unknown. Figure 5 does not include 12 cases whose sex is unknown.



COVID-19 WATCH

Weekly Coronavirus Disease (COVID-19) Surveillance Report
Friday, September 02, 2022

Cases by Race

Figure 6. City of Cleveland COVID-19 Cases by Race (Aug 21, 2022 - Aug 27, 2022) (based on 613 cases)

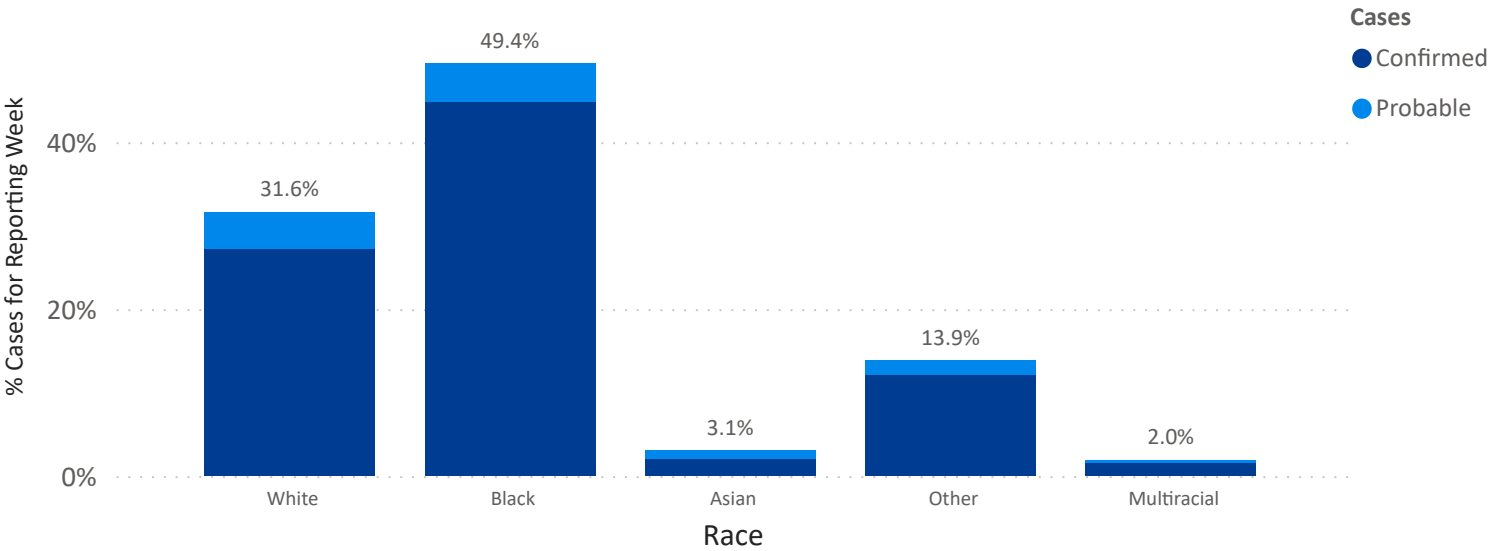
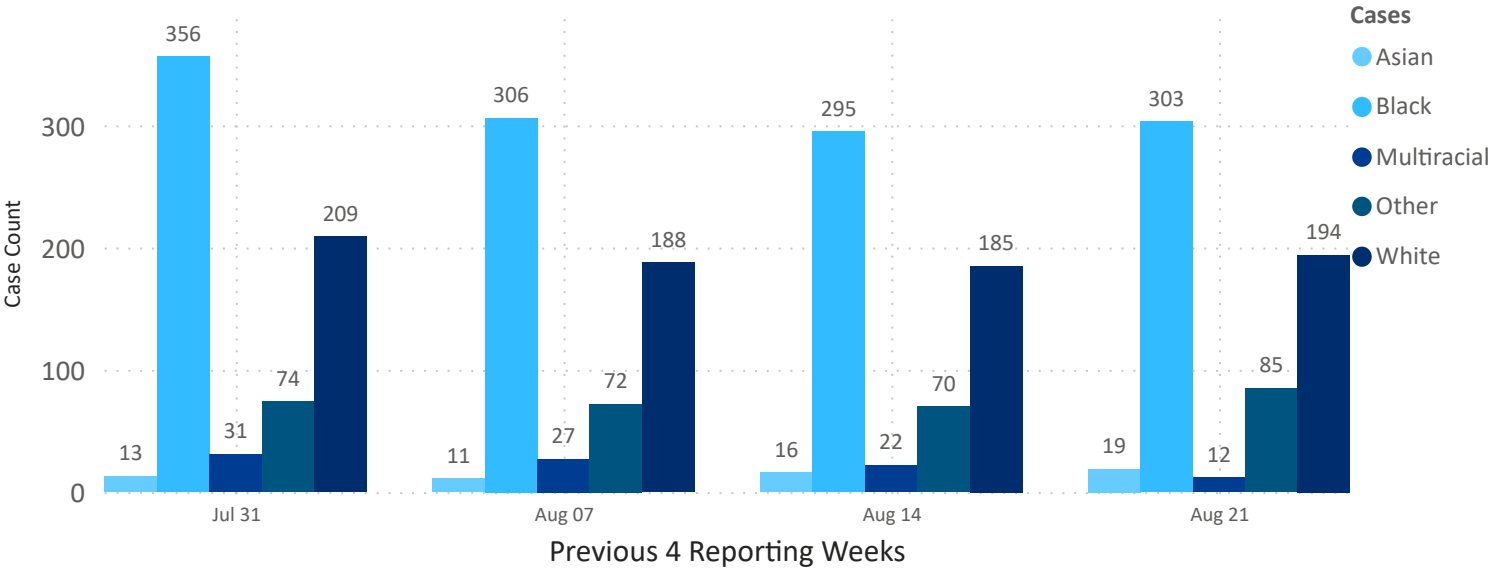


Figure 7. COVID-19 Cases in City of Cleveland by Race (Jul 31, 2022 - Aug 27, 2022) (based on 2,488 cases)



Cleveland Department of Public Health
75 Erievue Plaza, Floor 3
Cleveland, Ohio 44114
Office: 216-420-7743
Fax: 216-664-6159

Note: Figure 6 does not include 65 cases whose race is unknown. Figure 7 does not include 324 cases whose races is unknown. American Indian/Alaska Native and Native Hawaiian/Pacific Islander are included under Other races.



COVID-19 WATCH

Weekly Coronavirus Disease (COVID-19) Surveillance Report
Friday, September 02, 2022

Cases by Ethnicity

Figure 8. City of Cleveland COVID-19 Cases by Ethnicity (Aug 21, 2022 - Aug 27, 2022) (based on 678 cases)

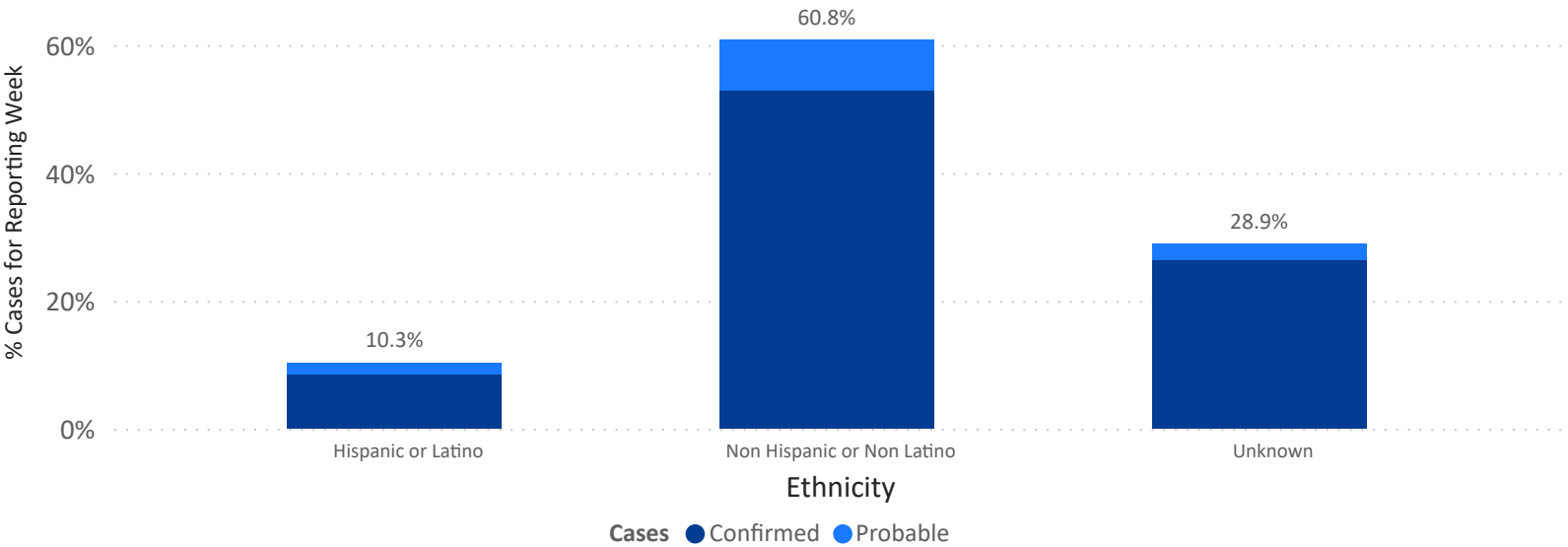
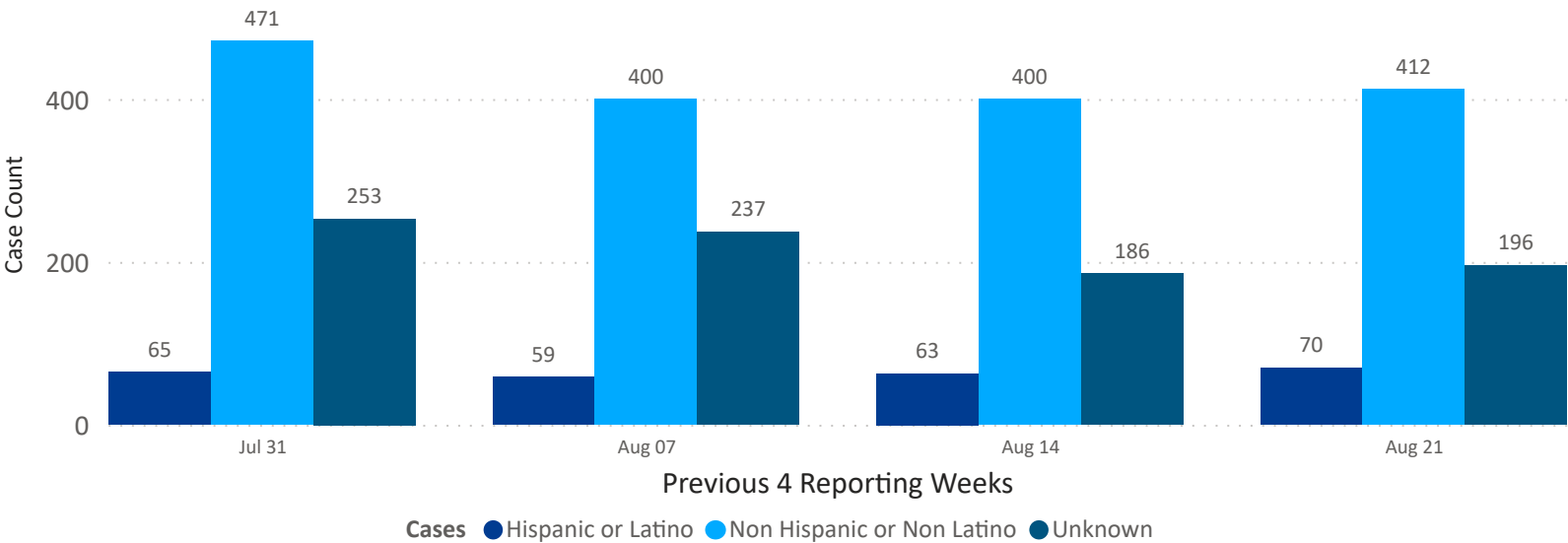


Figure 9. COVID-19 Cases in City of Cleveland by Ethnicity (Jul 31, 2022 - Aug 27, 2022) (based on 2,812 cases)



Cleveland Department of Public Health
75 Erieview Plaza, Floor 3
Cleveland, Ohio 44114
Office: 216-420-7743
Fax: 216-664-6159



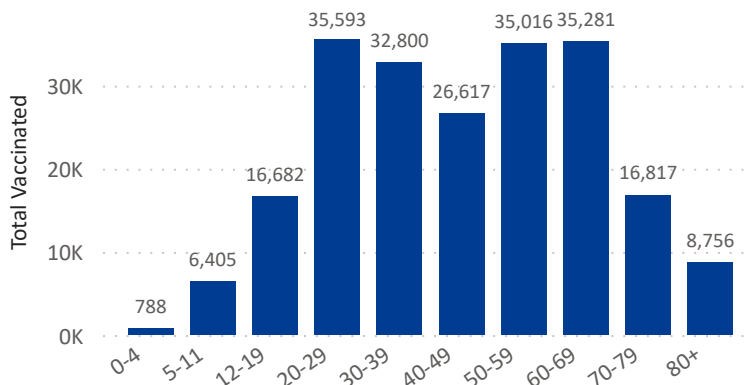
COVID-19 WATCH

Weekly Coronavirus Disease (COVID-19) Surveillance Report
Friday, September 02, 2022

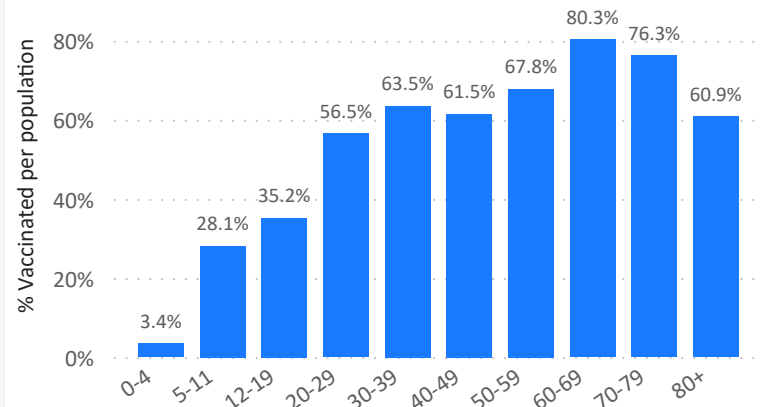
Demographics of Cleveland Residents who have received any dose of vaccine through August 27, 2022

Age Groups

Number of Vaccinated Cleveland Residents by Age Group (based on 214,755 residents)

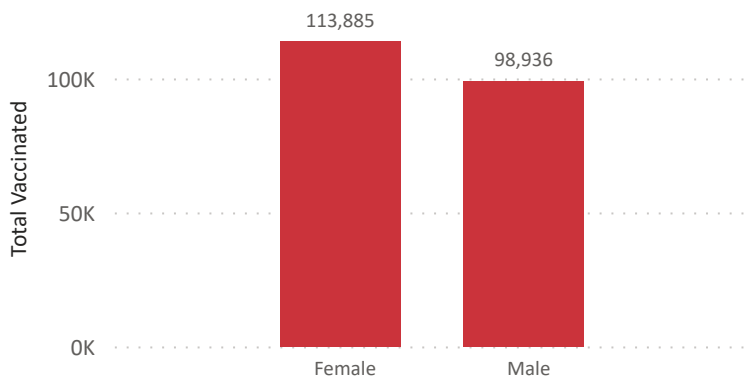


% of Cleveland Residents Vaccinated per Age Group

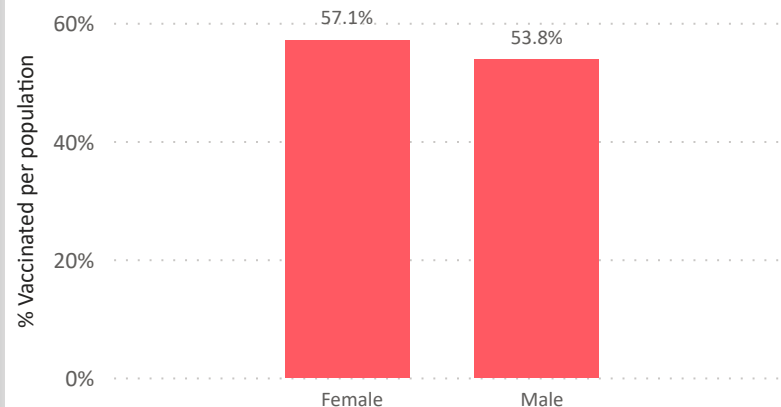


Sex

Number of Vaccinated Cleveland Residents by Sex (based on 212,821 residents)



% of Cleveland Residents Vaccinated per Sex



Cleveland Department of Public Health

75 Erieview Plaza, Floor 3
Cleveland, Ohio 44114
Office: 216-420-7743
Fax: 216-664-6159

The total Cleveland population of 383,331 along with the age, race, sex, and ethnicity data are estimates reported by the US Census Bureau 2019. There are no estimates for "Unknown" or "Other" sex and age groups, so percent of population cannot be calculated for these groups. Data for % Vaccinated out of total population graphs can be read, for example, "76.3 % of the 70-79 year old population in Cleveland have received at least one dose of the COVID-19 vaccine". Sex graph does not include 1,870 "unknown" and 64 "other".

These graphs represent Cleveland residents who received any dose of a COVID-19 vaccine.



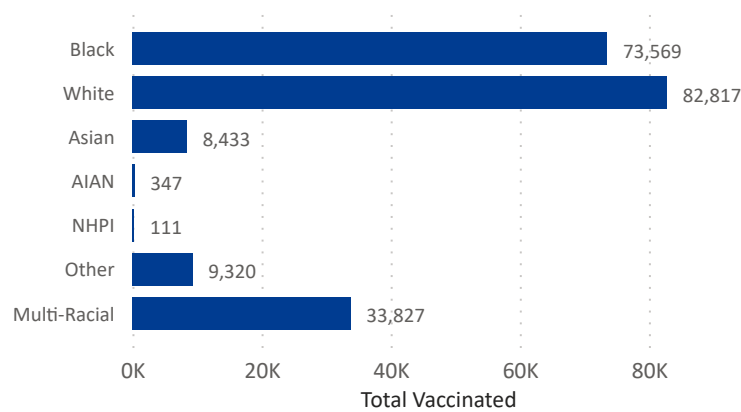
COVID-19 WATCH

Weekly Coronavirus Disease (COVID-19) Surveillance Report
Friday, September 02, 2022

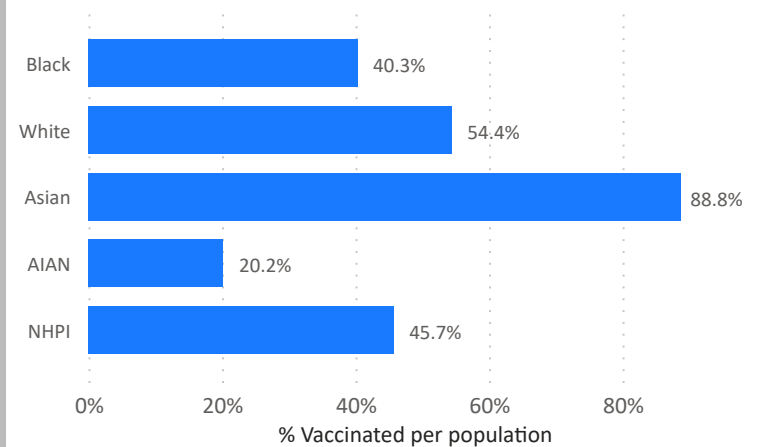
Demographics of Cleveland Residents who have received any dose of vaccine through August 27, 2022

Race

Number of Vaccinated Cleveland Residents by Race (based on 208,424 residents)

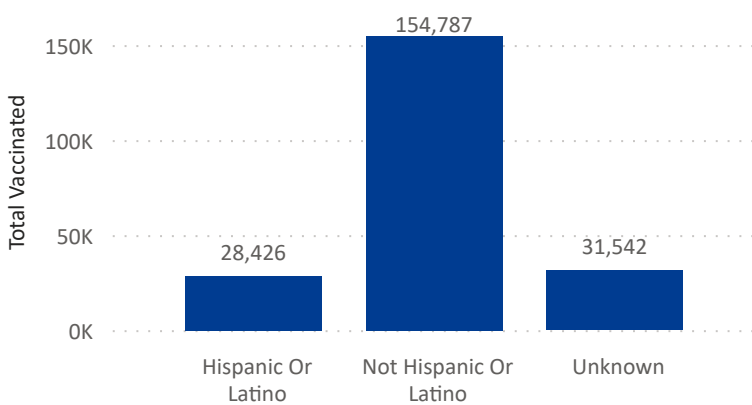


% of Cleveland Residents Vaccinated per Race Population

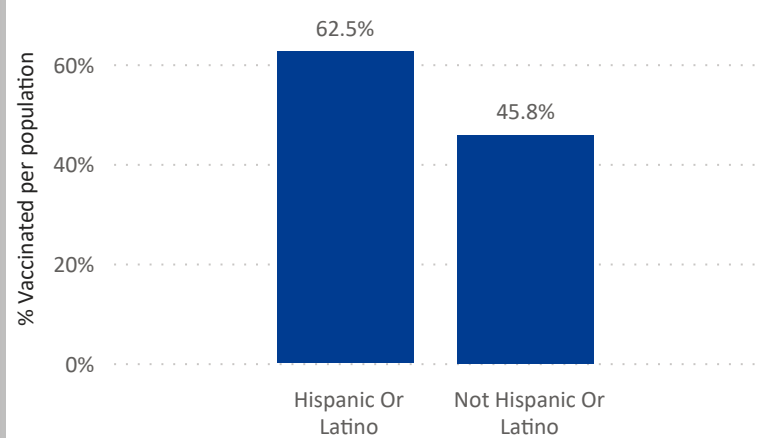


Ethnicity

Number of Vaccinated Cleveland Residents by Ethnicity (based on 214,755 residents)



% of Cleveland Residents Vaccinated per Ethnicity



Cleveland Department of Public Health

75 Erieview Plaza, Floor 3
Cleveland, Ohio 44114
Office: 216-420-7743
Fax: 216-664-6159

The total Cleveland population of 383,331 along with the age, race, sex, and ethnicity data are estimates reported by the US Census Bureau 2019. There are no population estimates for "Unknown" and "Other" race and ethnicity categories, so % population cannot be calculated for these groups. AIAN = American Indian/Alaska Native; NHPI = Native Hawaiian/Pacific Islander. Other race does not include two or more races. Race graph does not include 6,331 unknown race. These graphs represent Cleveland residents who received any dose of a COVID-19 vaccine.



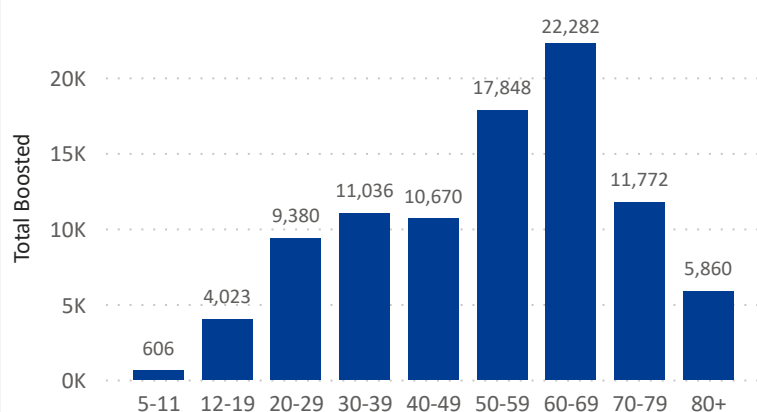
COVID-19 WATCH

Weekly Coronavirus Disease (COVID-19) Surveillance Report
Friday, September 02, 2022

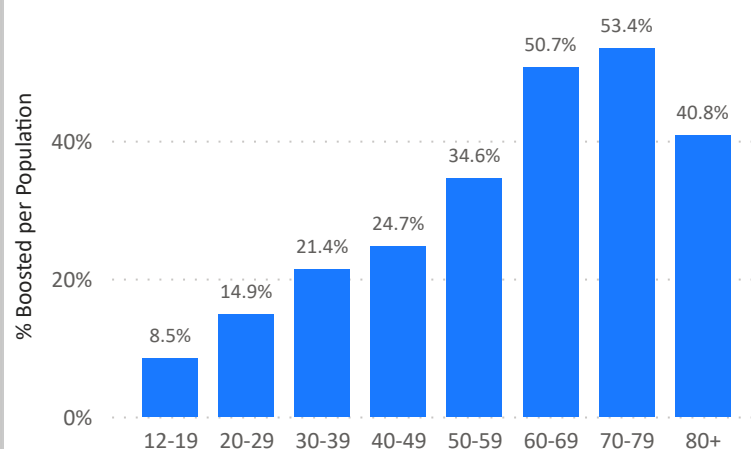
Demographics of Cleveland Residents who received a booster dose through August 27, 2022

Age Groups

Number of Boosted Cleveland Residents by Age Group (based on 93,477 residents)

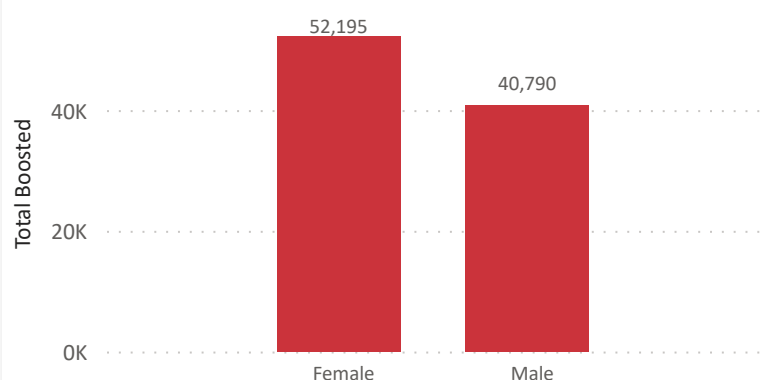


% of Cleveland Residents Boosted by Age Group

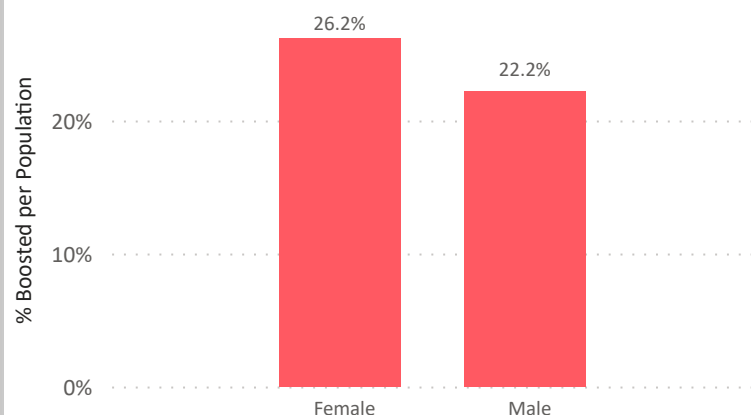


Sex

Number of Boosted Cleveland Residents by Sex (based on 92,985 residents)



% of Cleveland Residents Boosted per Sex



Cleveland Department of Public Health
75 Erieview Plaza, Floor 3
Cleveland, Ohio 44114
Office: 216-420-7743
Fax: 216-664-6159

The total Cleveland population of 383,331 along with the age, race, sex, and ethnicity data are estimates reported by the US Census Bureau 2019. There are no estimates for "Unknown" or "Other" sex and age groups, so percent of population cannot be calculated for these groups. Data for % boosted out of total population graphs can be read as, for example, "40.8% of the 80+ year old population in Cleveland have received their booster dose". Sex graph does not include 474 "Unknown" and 19 "Other". These graphs represent Cleveland residents who received a booster dose. Boosted % represents number of people who received their booster dose among the population of that group.



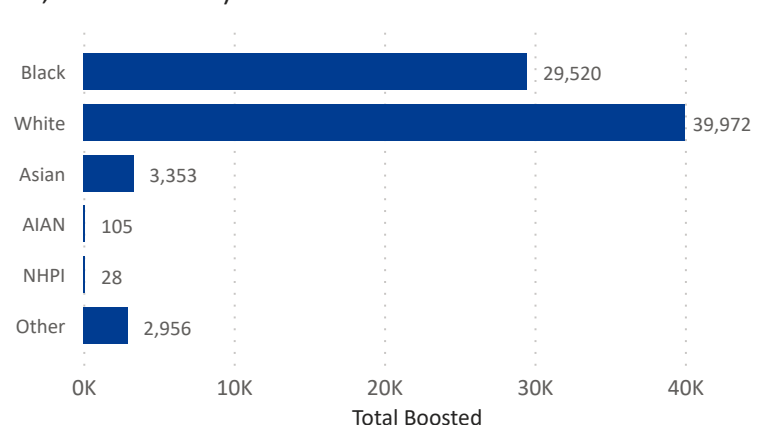
COVID-19 WATCH

Weekly Coronavirus Disease (COVID-19) Surveillance Report
Friday, September 02, 2022

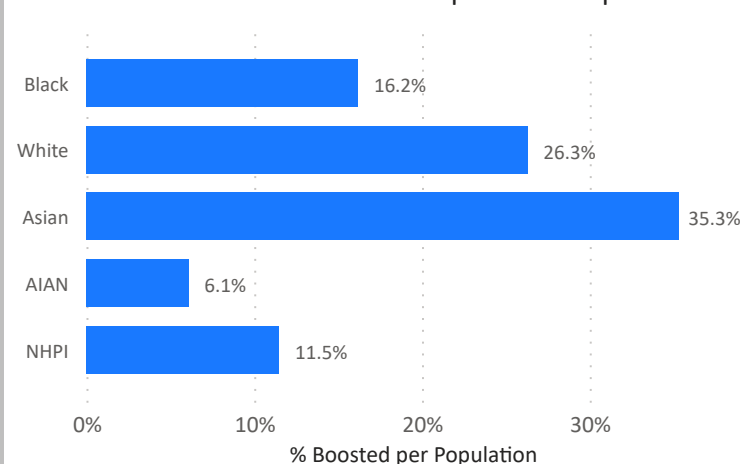
Demographics of Cleveland Residents who received a booster dose through August 27, 2022

Race

Number of Boosted Cleveland Residents by Race (based on 75,934 residents)

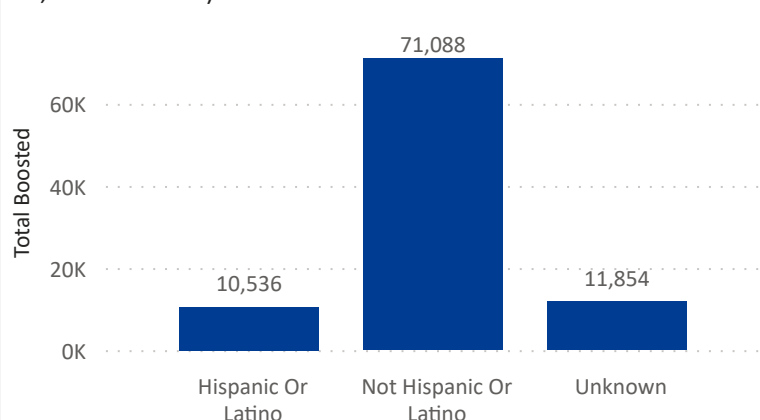


% of Cleveland Residents Boosted per Race Population

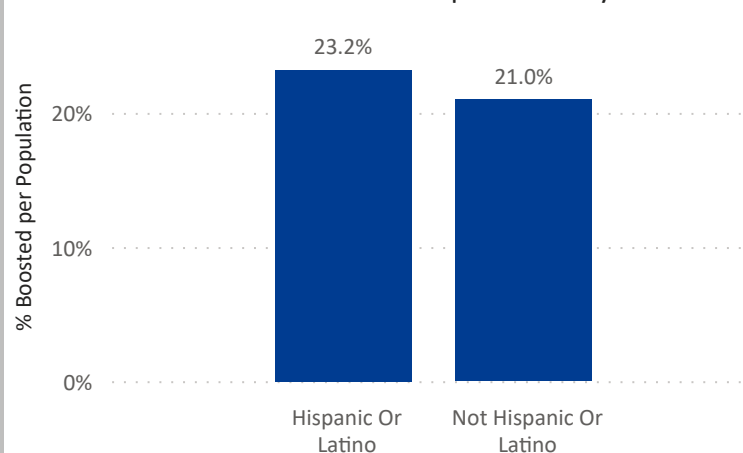


Ethnicity

Number of Boosted Cleveland Residents by Ethnicity (based on 93,478 residents)



% of Cleveland Residents Boosted per Ethnicity



Cleveland Department of Public Health

75 Erieview Plaza, Floor 3
Cleveland, Ohio 44114
Office: 216-420-7743
Fax: 216-664-6159

The total Cleveland population of 383,331 along with the age, race, sex, and ethnicity data are estimates reported by the US Census Bureau 2019. There are no population estimates for "Unknown" and "Other" race and ethnicity categories, so % population cannot be calculated for these groups. AIAN = American Indian/Alaska Native; NHPI = Native Hawaiian/Pacific Islander. Other race does not include two or more races. Race graph does not include 15,788 multi-racial and 1,756 unknown race.

These graphs represent Cleveland residents who received a booster dose. Booster % represents number of people who received their booster dose among the population of that group.

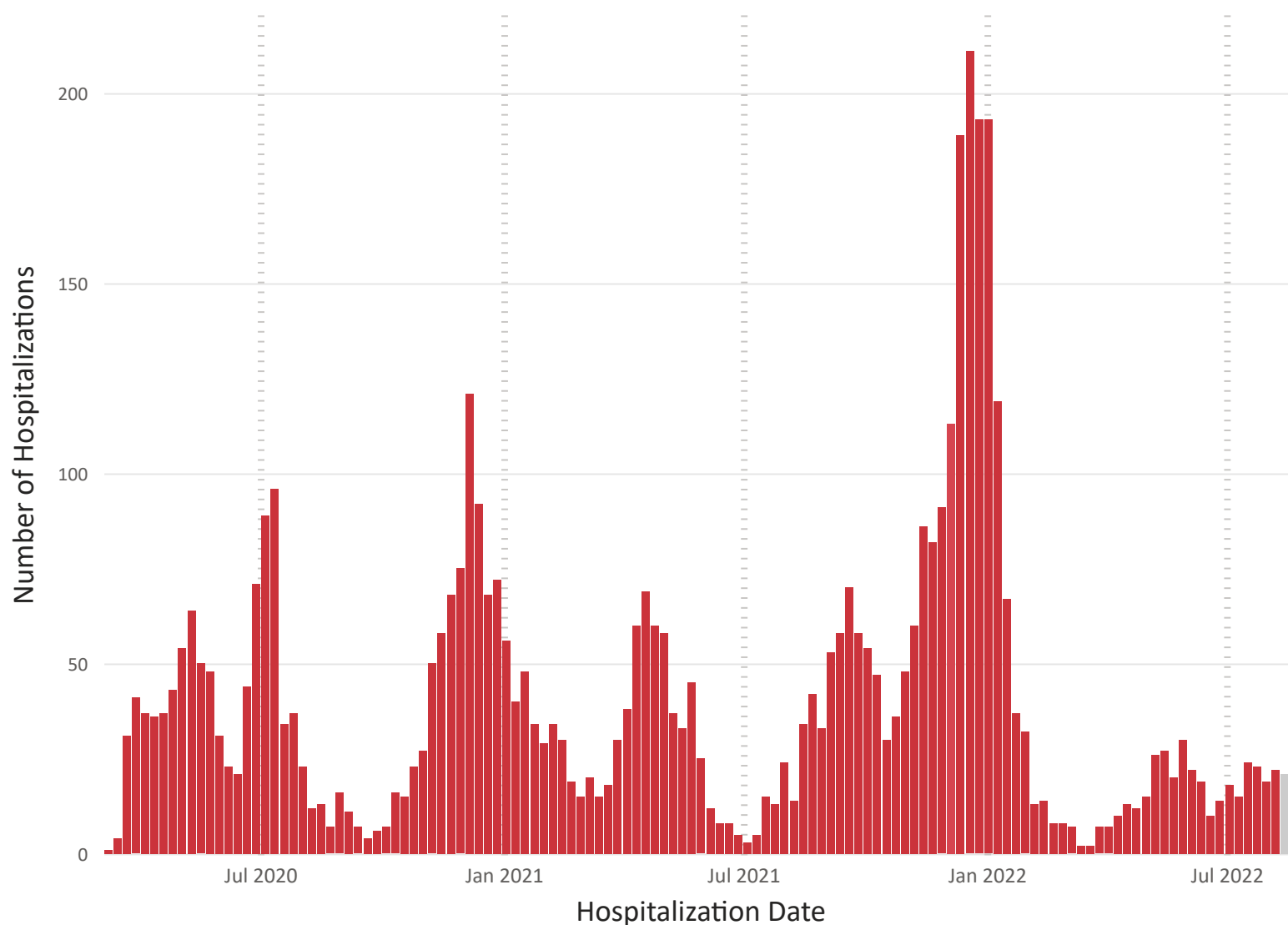


COVID-19 WATCH

Weekly Coronavirus Disease (COVID-19) Surveillance Report
Friday, September 02, 2022

Hospitalization by Admission Date

Figure 10. City of Cleveland COVID-19 Hospitalizations by Reporting Week (Feb 15, 2020 - Aug 27, 2022) (based on 5,084 cases)



Cleveland Department of Public Health
75 Erievue Plaza, Floor 3
Cleveland, Ohio 44114
Office: 216-420-7743
Fax: 216-664-6159

* As of February 12, 2021, hospitalization counts are shown in the present report by hospital admission date. Prior to this date, they had been shown by test date.

* Hospitalization data is preliminary and will be updated in subsequent weeks due to reporting delays.

Note: Figure 10 does not include 387 cases for whom hospital admission date is unknown and 1 case with an admission date prior to February 15, 2020.



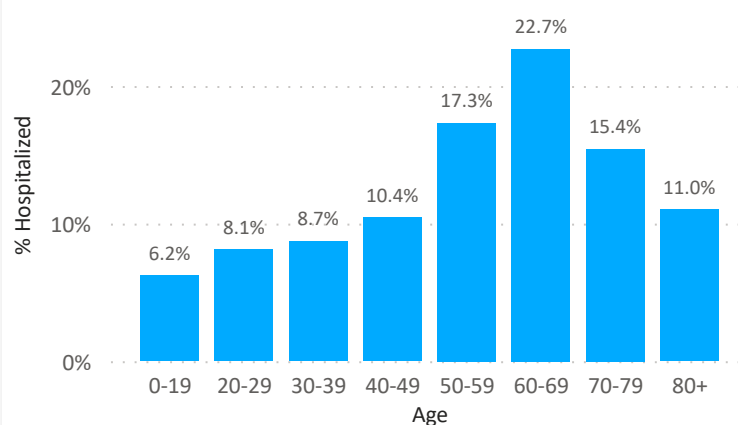
COVID-19 WATCH

Weekly Coronavirus Disease (COVID-19) Surveillance Report
Friday, September 02, 2022

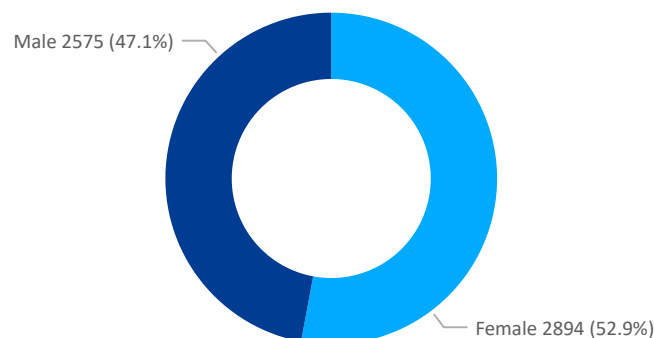
Total Hospitalizations

Figure 11. City of Cleveland COVID-19 Hospitalizations by Demographics (Feb 15, 2020 - Aug 27, 2022) (based on 5,472 cases)

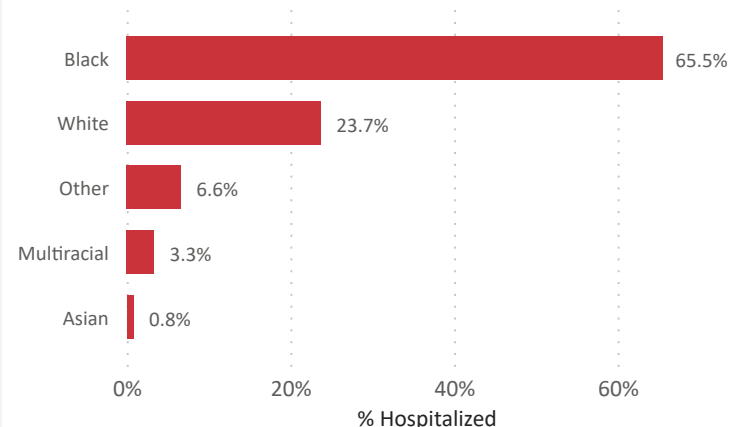
By Age



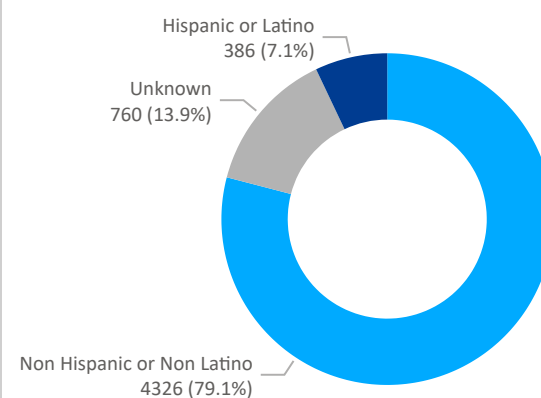
By Gender



By Race



By Ethnicity





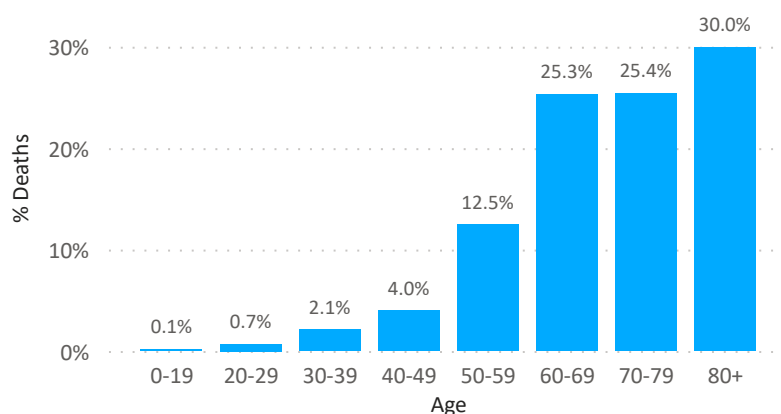
COVID-19 WATCH

Weekly Coronavirus Disease (COVID-19) Surveillance Report
Friday, September 02, 2022

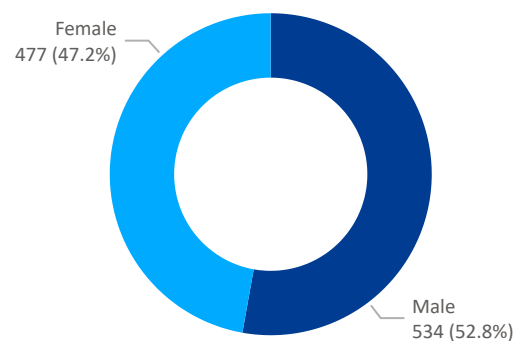
Total Deaths

Figure 12. City of Cleveland COVID-19 Deaths by Demographics (Feb 15, 2020 - Aug 27, 2022) (based on 1,011 cases)

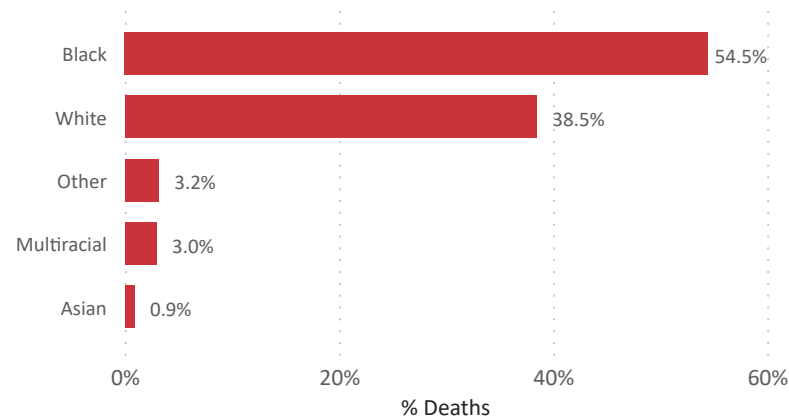
By Age



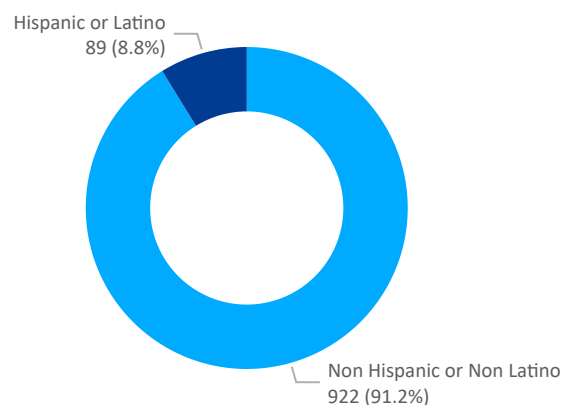
By Gender



By Race



By Ethnicity



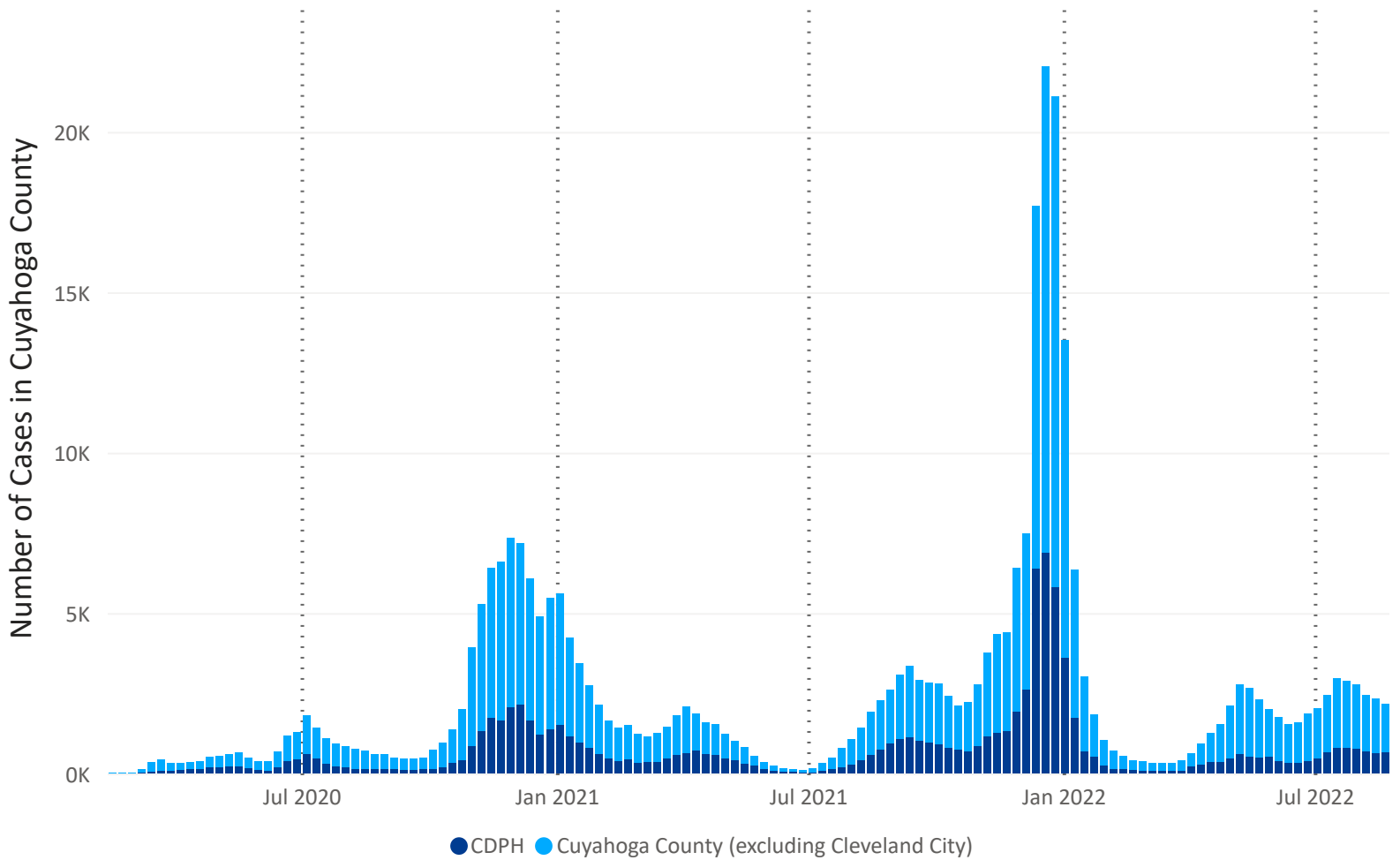


COVID-19 WATCH

Weekly Coronavirus Disease (COVID-19) Surveillance Report
Friday, September 02, 2022

City vs. County Comparisons—Total Number of Cases

Figure 13. Comparison of Total Number of Cases Between the City of Cleveland & Cuyahoga County, Reported Weekly (Feb 15, 2020 - Aug 27, 2022)



91,662

Total Case in Cleveland City

314,310

Total Cases in Cuyahoga County

22.6 %

of Cuyahoga County Cases in Cleveland City

Cleveland Department of Public Health
75 Erievue Plaza, Floor 3
Cleveland, Ohio 44114
Office: 216-420-7743
Fax: 216-664-6159

Note: According to the US Census Bureau, the City of Cleveland represents 31% of the Cuyahoga County population.

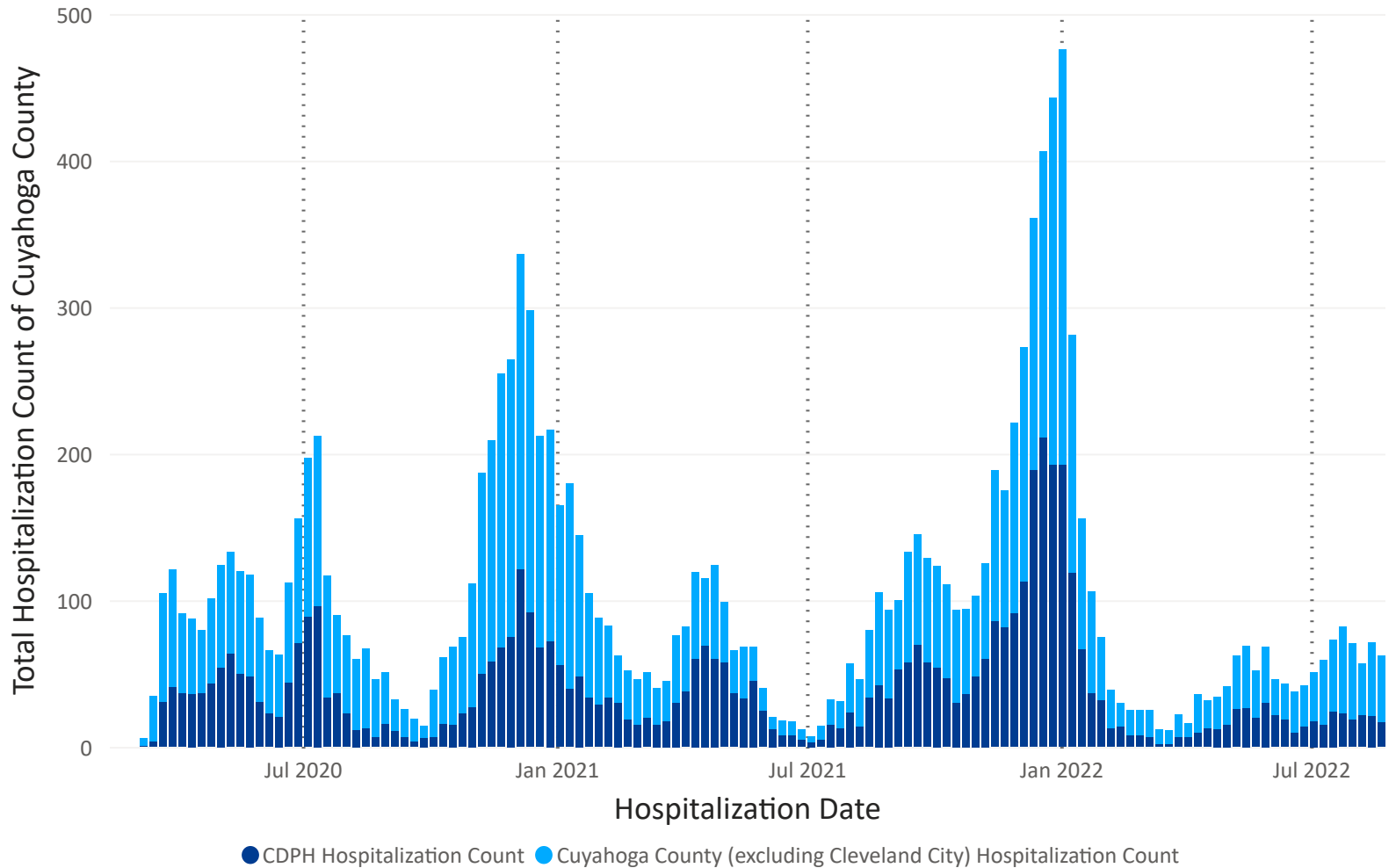


COVID-19 WATCH

Weekly Coronavirus Disease (COVID-19) Surveillance Report
Friday, September 02, 2022

City vs. County Comparisons—Hospitalization Count

Figure 14. Comparison of Hospitalization Counts Between the City of Cleveland & Cuyahoga County, Reported Weekly (Feb 15, 2020 - Aug 27, 2022)



5,472

Total Hospitalizations in Cleveland City

13,851

Total Hospitalizations in Cuyahoga County

28.5%

of Cuyahoga County Hospitalizations
in Cleveland City

Cleveland Department of Public Health
75 Erieview Plaza, Floor 3
Cleveland, Ohio 44114
Office: 216-420-7743
Fax: 216-664-6159

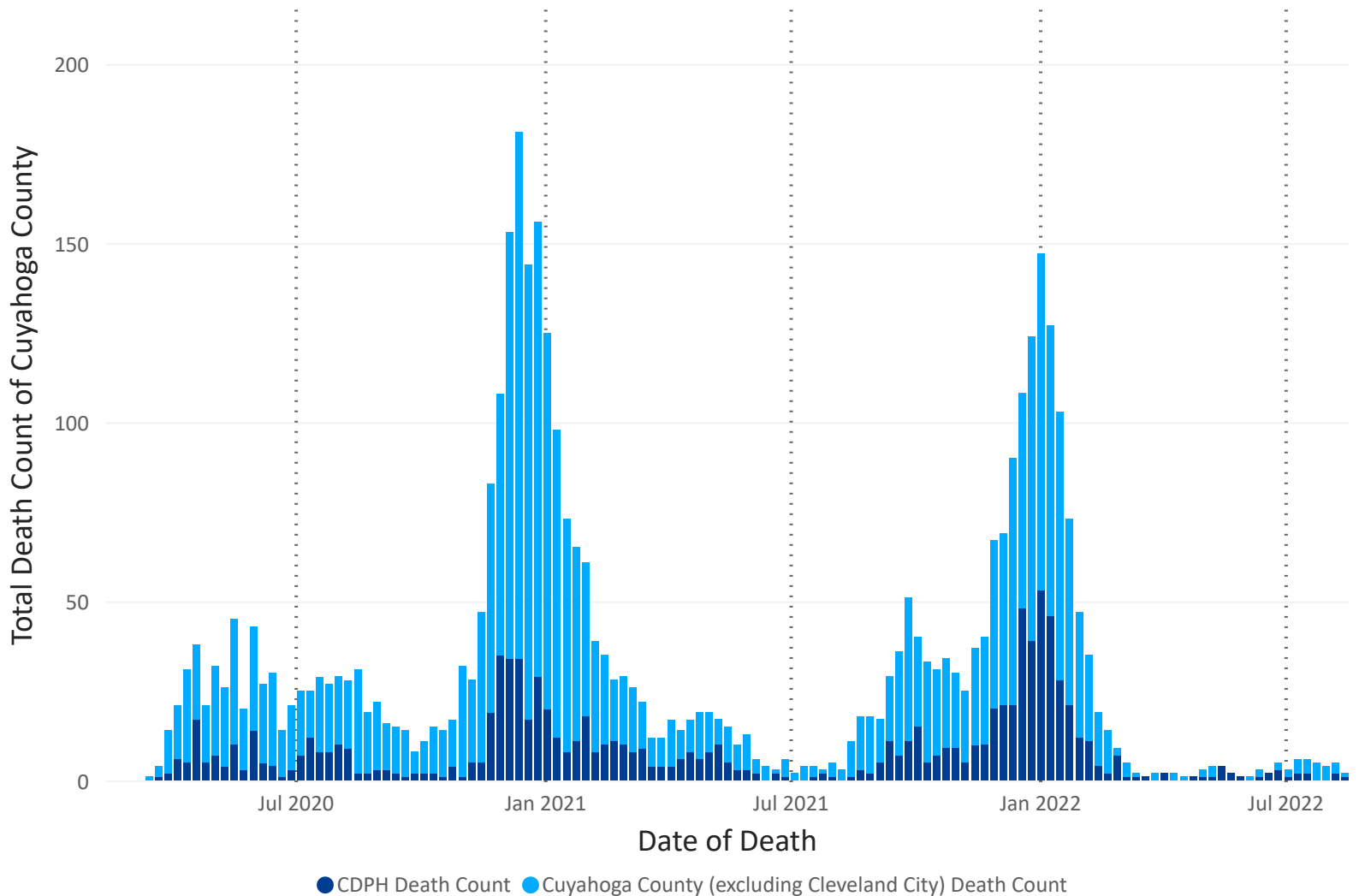


COVID-19 WATCH

Weekly Coronavirus Disease (COVID-19) Surveillance Report
Friday, September 02, 2022

City vs. County Comparisons—Deaths

Figure 15. Comparison of Death Counts Between the City of Cleveland & Cuyahoga County, Reported Weekly (Feb 15, 2020 - Aug 27, 2022)





COVID-19 WATCH

Weekly Coronavirus Disease (COVID-19) Surveillance Report
Friday, September 02, 2022

Disclaimers

The Cuyahoga County numbers are approximate and have been populated using the DataOhio Portal.

Case Definitions: Confirmed: Meets confirmatory laboratory evidence. NOTE: People with no symptoms and with a confirmatory positive test are reportable as confirmed cases. **Probable:** 1} Does not have a confirmatory positive test but meets symptom(s) criteria **AND** has had close contact with someone who has a confirmed case of SARS-CoV-2. 2} Has a positive antigen test **AND** was reported on or after 11/1/2020. (For reports received prior to 11/1/2020: Has a positive antigen test **AND** either meets symptom(s) criteria **OR** has had close contact with someone who has a confirmed case of SARS-CoV-2). 3} No confirmatory positive test for but SARS-CoV-2 is listed on the death certificate as a cause of death.

Metadata

This data report reflects the period starting from February 15, 2020 through August 27, 2022 for the City of Cleveland, Ohio.

Total Cases represent confirmed and probable cases.

Cleveland City data and Cuyahoga County data are compiled on August 30, 2022 using the DataOhio Portal.

Population and demographic data are from the US Census Bureau's 2020 estimates.

Data is preliminary and subject to change as more information is gained.

There may be a delay in reporting.

Data is reported by test date. If test date is unknown, date reported is used as a substitute for the test date. The number of cases can vary based on date used for analysis.

Primary Source: Cleveland Department of Public Health

Organization: Cleveland Department of Public Health

Cleveland Department of Public Health
75 Erieview Plaza, Floor 3
Cleveland, Ohio 44114
Office: 216-420-7743
Fax: 216-664-6159