



# COVID-19 WATCH

Weekly Coronavirus Disease (COVID-19) Surveillance Report  
Friday, September 09, 2022

## Report Contents

**Page 1:** Key Findings

**Pages 2-3:** Overview & Summary

**Pages 4-7:** Case Demographics

**Pages 8-9:** Vaccine Demographics

**Pages 10-11:** Booster Demographics

**Pages 12-13:** Hospitalization Metrics

**Page 14:** Death Metrics

**Pages 15-17:** City vs County Trends

**Page 18:** Metadata

If you have questions concerning the information in this report, email us at [covidreport@clevelandohio.gov](mailto:covidreport@clevelandohio.gov)

Cleveland Department of Public Health  
75 Erieview Plaza, Floor 3  
Cleveland, Ohio 44114  
Office: 216-420-7743  
Fax: 216-664-6159

*The purpose of the COVID-19 Watch is to summarize the coronavirus surveillance in the City of Cleveland, Ohio. This summary report reflects the period starting from February 15, 2020 until September 3, 2022.*

## What Matters Most

1. Cleveland COVID-19 cases decreased during the week of August 28th with 602 new cases and a rate of 157 new cases per 100,000 residents. This was significantly lower than the rate in all of Ohio which was 214 new cases per 100,000 residents. The CDC's COVID-19 Community Level for Cuyahoga County moved from *high* to *medium* as of September 1st. CDPH recommends staying up-to-date with COVID-19 vaccination.

2. For the 2nd consecutive week, roughly 20% of COVID-19 cases during the week of August 28th were among Cleveland residents under 20 years of age. Cleveland residents under 20 years old have consistently had the lowest rate of vaccination. CDPH is working with administrators in K-12 schools to quickly respond to potential outbreaks and provide guidance on mitigation strategies to reduce the number of cases in this age group.

3. Over 165 Cleveland residents completed their primary vaccination series this week. As of September 6th, 56.1% of Cleveland residents have received any dose of a COVID-19 vaccine, 49.4% have completed their primary vaccination series, and 24.4% have received a booster dose. Cleveland has a vaccination goal of having 60% of residents vaccinated for COVID-19. Appointment for adults and children can be made by calling 216-664-2222 or visiting [gettheshot.coronavirus.gov](https://gettheshot.coronavirus.gov).

4. The Centers for Disease Control and Prevention (CDC) now recommends the new bivalent COVID-19 boosters from Pfizer-BioNTech and Moderna. The Moderna bivalent booster is authorized for use in individuals 18 years of age and older while the Pfizer-BioNTech bivalent booster is authorized for use in individuals 12 years of age and older. The new boosters provide protection against the Omicron subvariants in addition to the original strain. These new boosters are now available at all CDPH COVID vaccine clinics.

5. Remember the steps to take if you test positive for COVID-19. Regardless of vaccination status, if you test positive you should immediately self-isolate away from others for five days. Day 0 of isolation is the first day you had symptoms or the day you tested positive if you did not have symptoms. If you had symptoms, you can end isolation after day five if you are fever free for 24 hours and if your symptoms are improving. You should wear a mask for the next five days.



# COVID-19 WATCH

Weekly Coronavirus Disease (COVID-19) Surveillance Report  
Friday, September 09, 2022

## COVID-19 Summary

MEASURE	TOTAL	CONFIRMED	PROBABLE
Cases	92,271	82,254	10,017
Deaths*	1,012	925	87
Hospitalizations	5,498	5,452	46

## Weekly Summary

MEASURE	TOTAL	CONFIRMED	PROBABLE
Cases	602	533	69
Hospitalizations	18	17	1

## Vaccine Summary\*\*

MEASURE	TOTAL
Total residents who received any dose	214,980
Completed	189,623
Boosted	93,662
Individuals vaccinated by CDPH***	43,660

**Cleveland Department of Public Health**  
75 Erieview Plaza, Floor 3  
Cleveland, Ohio 44114  
Office: 216-420-7743  
Fax: 216-664-6159

\*Final cause of death can take weeks to determine and so the number of deaths in the previous weeks are subject to change as more information is reported from ODH.

\*\*Vaccine data were exported from the DataOhio Portal on September 6, 2022. Vaccination summaries include vaccinations administered to Cleveland residents by any supplier. In CDPH data reporting, individuals are counted in every group of which they meet the criteria. For example, a Cleveland resident who has completed a primary series and received a booster will be included in the counts of each group. Please note, the criteria to have "Completed a Primary Series" differs for individuals who are moderately to severely immunocompromised.

\*\*\* Includes both Cleveland residents and non-residents.

**Note:** See page 18 for "Confirmed" and "Probable" case definitions.

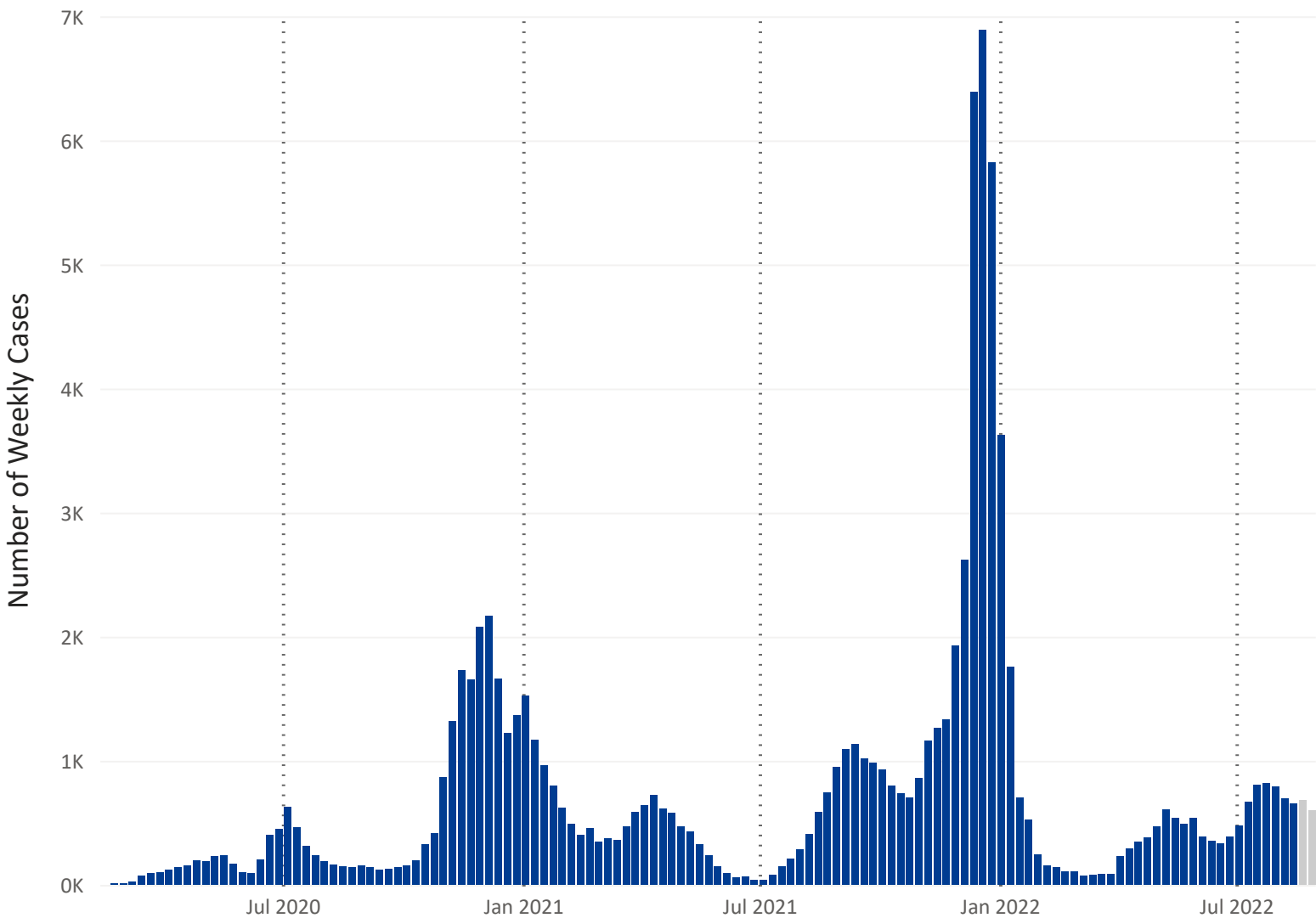


# COVID-19 WATCH

Weekly Coronavirus Disease (COVID-19) Surveillance Report  
Friday, September 09, 2022

## Total Cases by Specimen Collection Date as of September 3, 2022

Figure 1. City of Cleveland COVID-19 Total Cases by Reporting Week (Feb 15, 2020 - Sep 03, 2022) (based on 92,270 cases)



**Cleveland Department of Public Health**  
75 Erievue Plaza, Floor 3  
Cleveland, Ohio 44114  
Office: 216-420-7743  
Fax: 216-664-6159

**Note:** If test date is unknown, the earliest known date associated with a case is used. One confirmed case reported before February 15 is not included in this graph. Ongoing data cleaning processes and delays in reporting will fluctuate the total number of cases from the previous weeks.

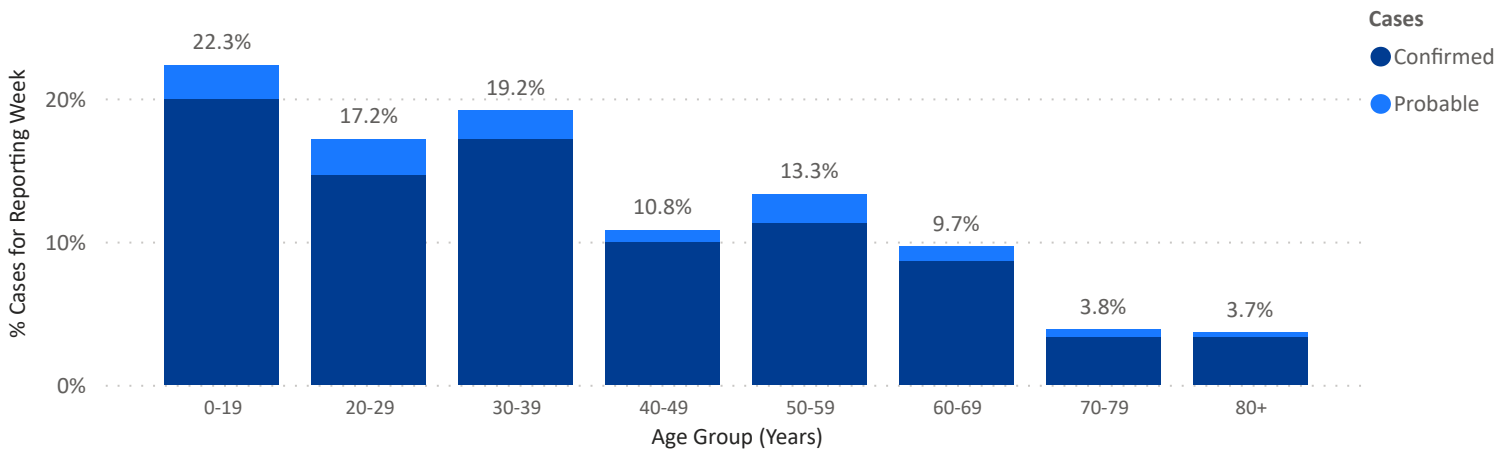


# COVID-19 WATCH

Weekly Coronavirus Disease (COVID-19) Surveillance Report  
Friday, September 09, 2022

## Cases by Age Group

Figure 2. Reporting Week City of Cleveland COVID-19 Cases by Age (Aug 28, 2022 - Sep 03, 2022) (based on 600 cases)



37.45

Average Age

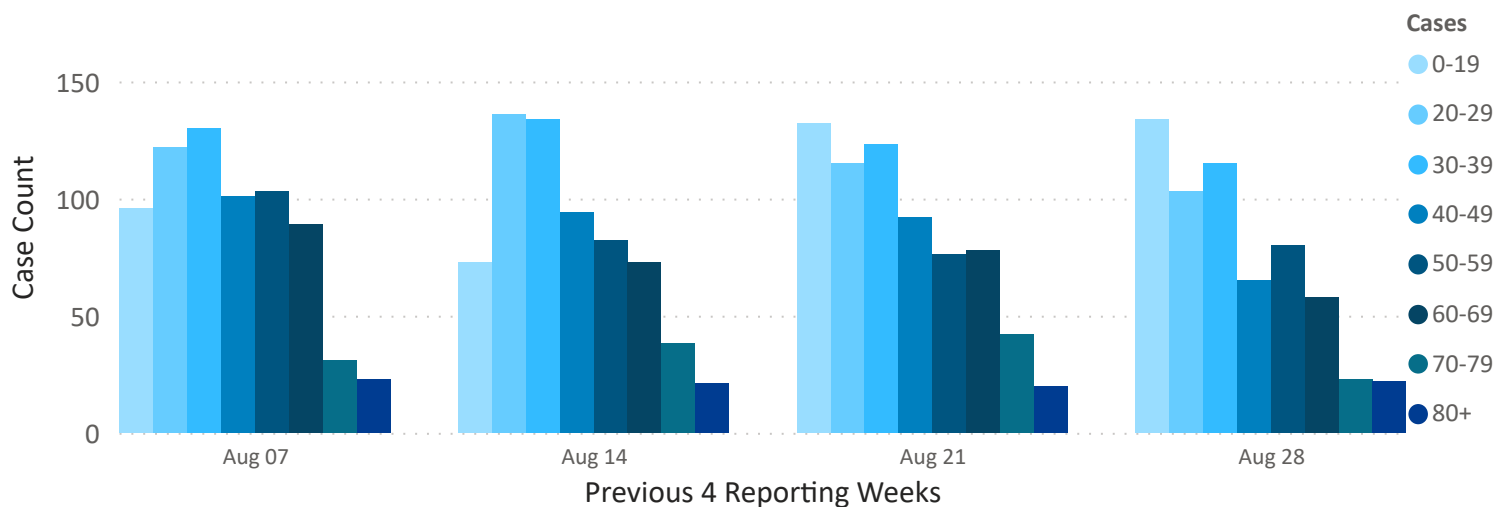
0

Min Age

98

Max Age

Figure 3. COVID-19 Cases in City of Cleveland by Age (Aug 07, 2022 - Sep 03, 2022) (based on 2,625 cases)



39.53

Average Age

0

Min Age

98

Max Age

### Cleveland Department of Public Health

75 Erievue Plaza, Floor 3  
Cleveland, Ohio 44114  
Office: 216-420-7743  
Fax: 216-664-6159

**Note:** Figure 2 does not include 2 cases whose ages are unknown. Figure 3 does not include 5 cases whose ages are unknown. See page 18 for "Confirmed" and "Probable" case definitions.



# COVID-19 WATCH

Weekly Coronavirus Disease (COVID-19) Surveillance Report  
Friday, September 09, 2022

## Cases by Gender

Figure 4. City of Cleveland COVID-19 Cases by Gender (Aug 28, 2022 - Sep 03, 2022) (based on 595 cases)

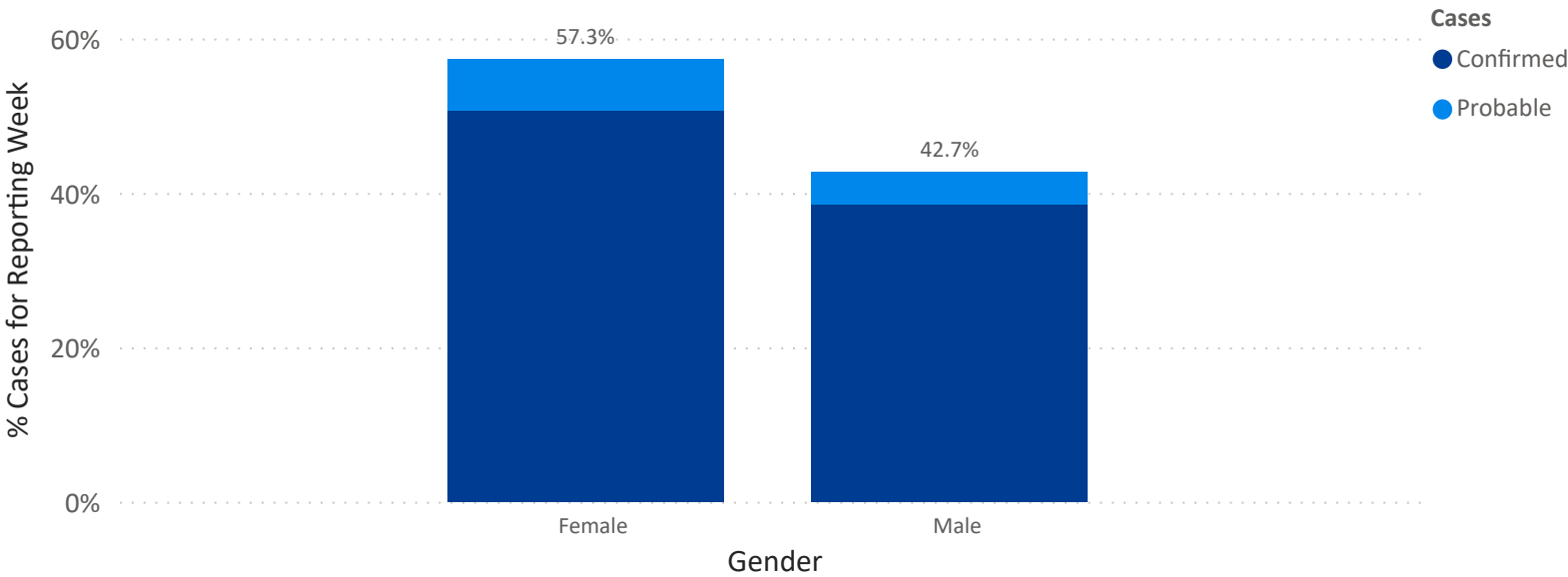
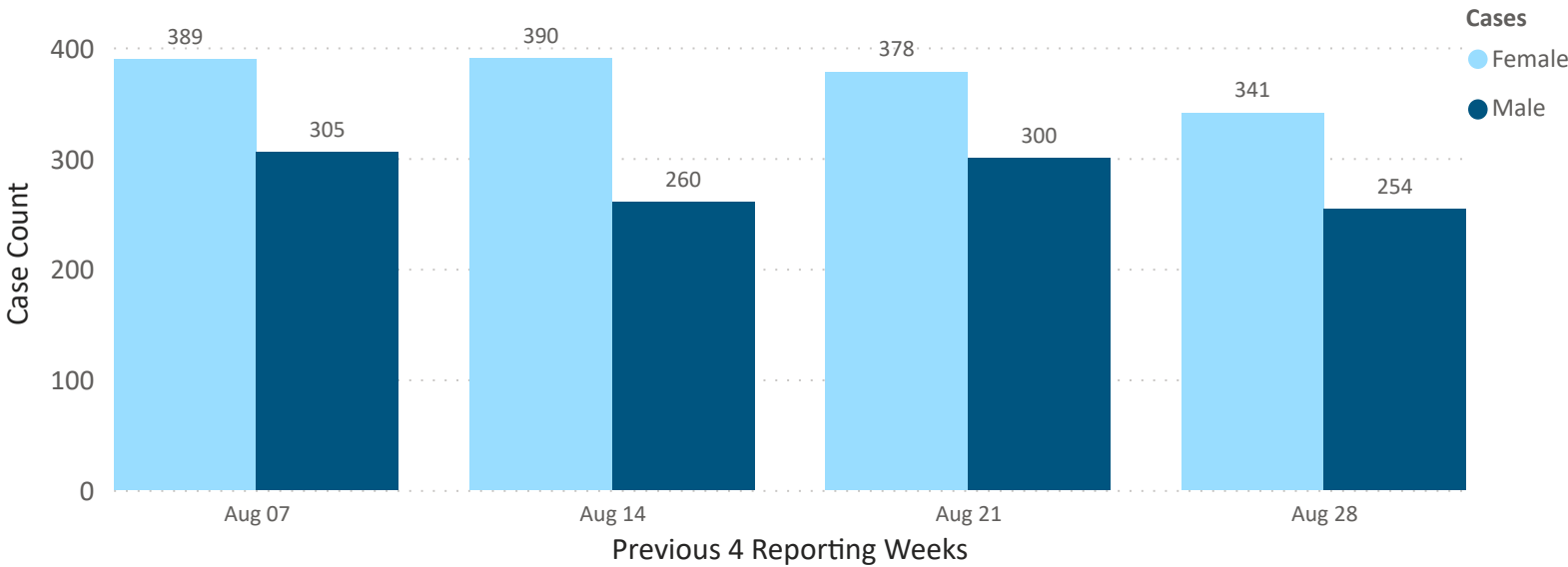


Figure 5. COVID-19 Cases in City of Cleveland by Gender (Aug 07, 2022 - Sep 03, 2022) (based on 2,617 cases)



Cleveland Department of Public Health  
75 Erieview Plaza, Floor 3  
Cleveland, Ohio 44114  
Office: 216-420-7743  
Fax: 216-664-6159

Note: Figure 4 does not include 7 case whose sex is unknown. Figure 5 does not include 12 cases whose sex is unknown.



# COVID-19 WATCH

Weekly Coronavirus Disease (COVID-19) Surveillance Report  
Friday, September 09, 2022

## Cases by Race

Figure 6. City of Cleveland COVID-19 Cases by Race (Aug 28, 2022 - Sep 03, 2022) (based on 536 cases)

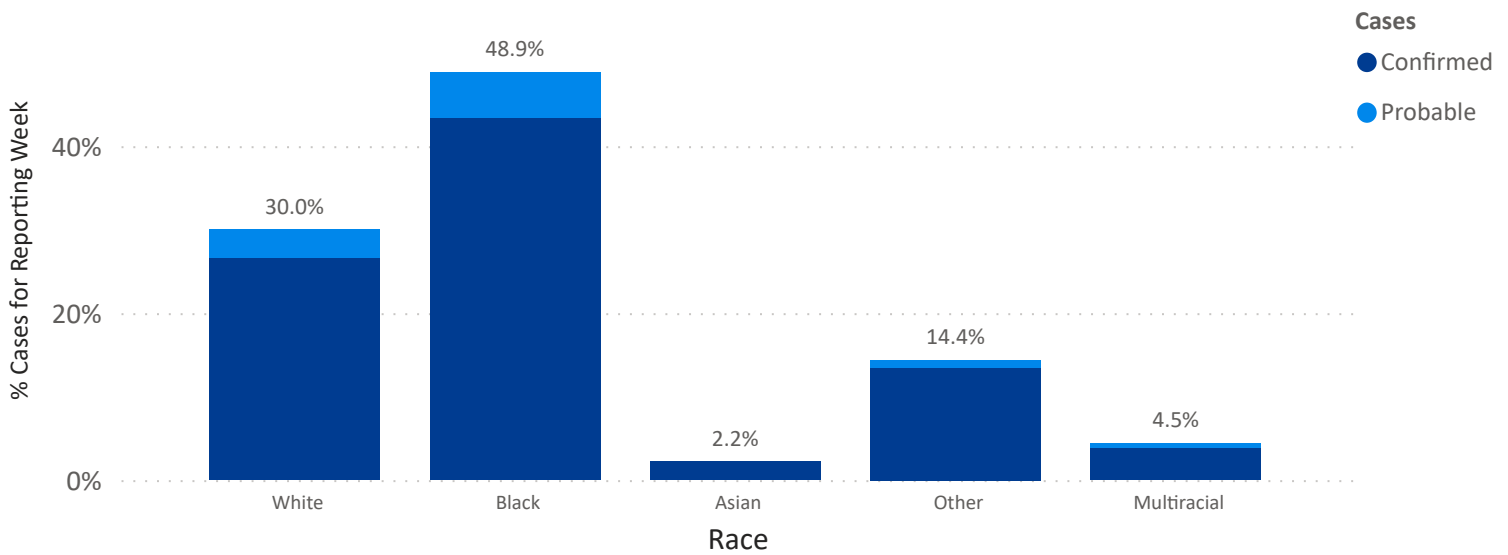
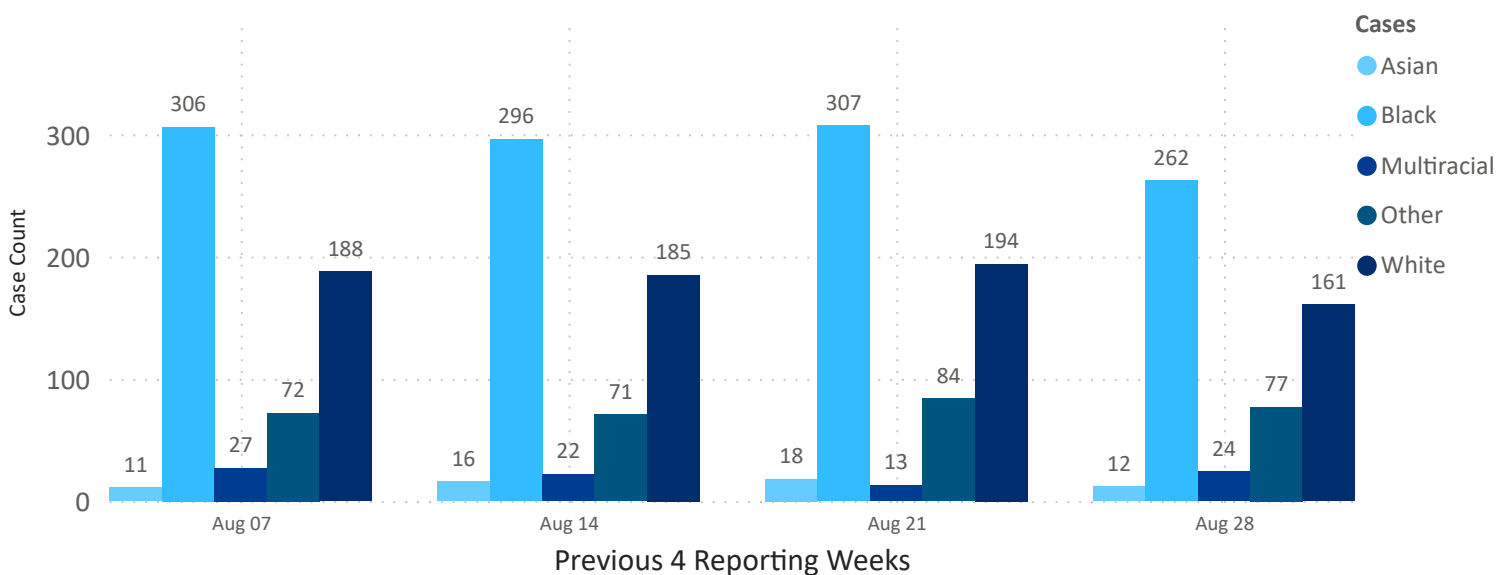


Figure 7. COVID-19 Cases in City of Cleveland by Race (Aug 07, 2022 - Sep 03, 2022) (based on 2,346 cases)



**Cleveland Department of Public Health**  
75 Erievue Plaza, Floor 3  
Cleveland, Ohio 44114  
Office: 216-420-7743  
Fax: 216-664-6159

**Note:** Figure 6 does not include 66 cases whose race is unknown. Figure 7 does not include 283 cases whose races is unknown. American Indian/Alaska Native and Native Hawaiian/Pacific Islander are included under Other races.



COVID-19 WATCH

Weekly Coronavirus Disease (COVID-19) Surveillance Report  
Friday, September 09, 2022

Cases by Ethnicity

Figure 8. City of Cleveland COVID-19 Cases by Ethnicity (Aug 28, 2022 - Sep 03, 2022) (based on 602 cases)

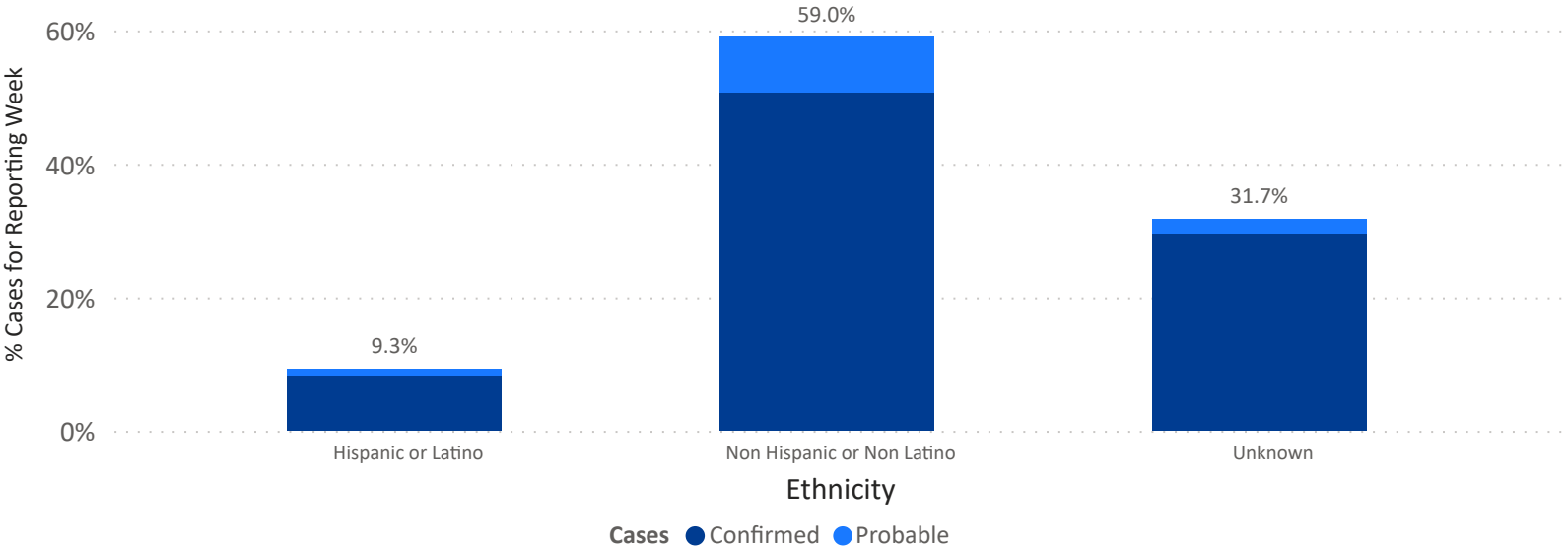
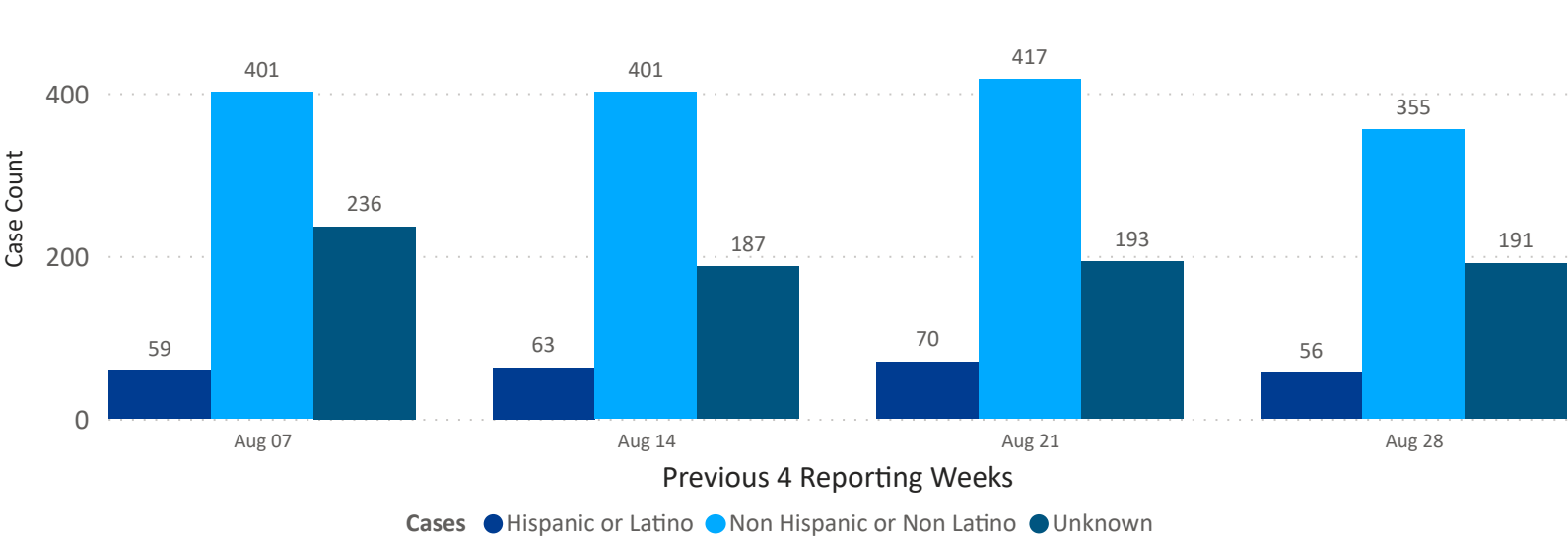


Figure 9. COVID-19 Cases in City of Cleveland by Ethnicity (Aug 07, 2022 - Sep 03, 2022) (based on 2,629 cases)





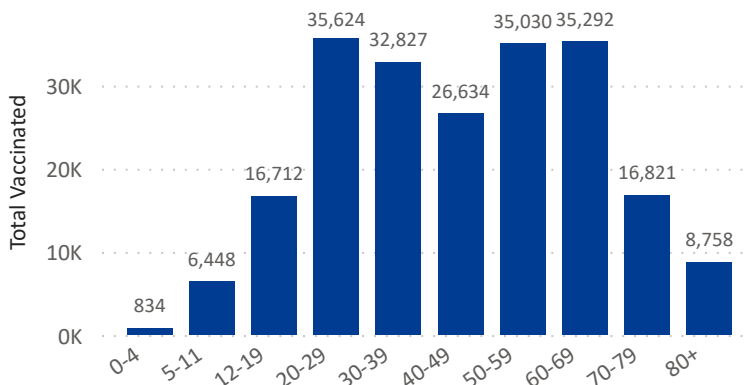
# COVID-19 WATCH

Weekly Coronavirus Disease (COVID-19) Surveillance Report  
Friday, September 09, 2022

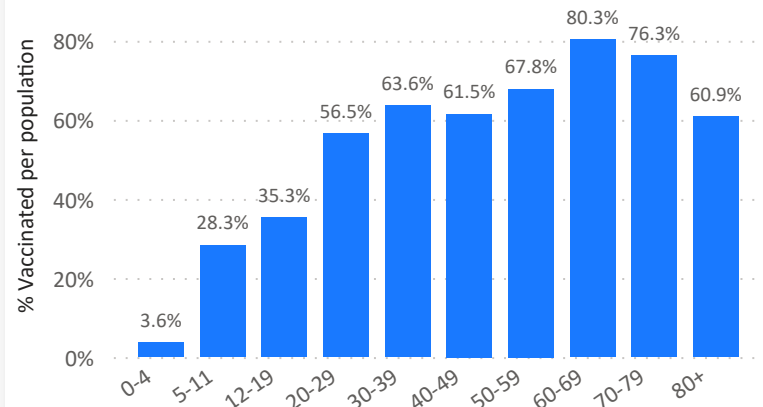
## Demographics of Cleveland Residents who have received any dose of vaccine through September 3, 2022

### Age Groups

Number of Vaccinated Cleveland Residents by Age Group (based on 214,980 residents)

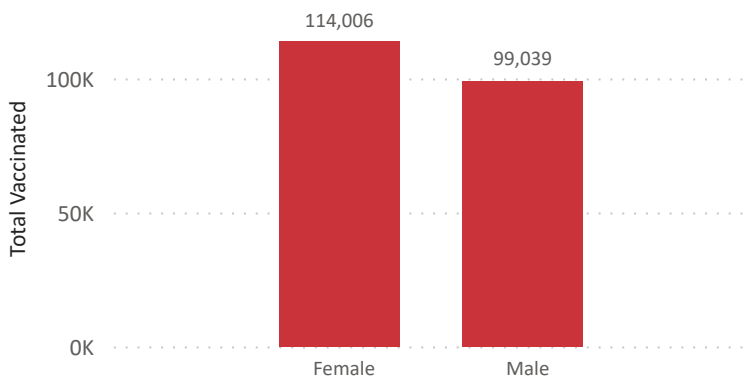


% of Cleveland Residents Vaccinated per Age Group

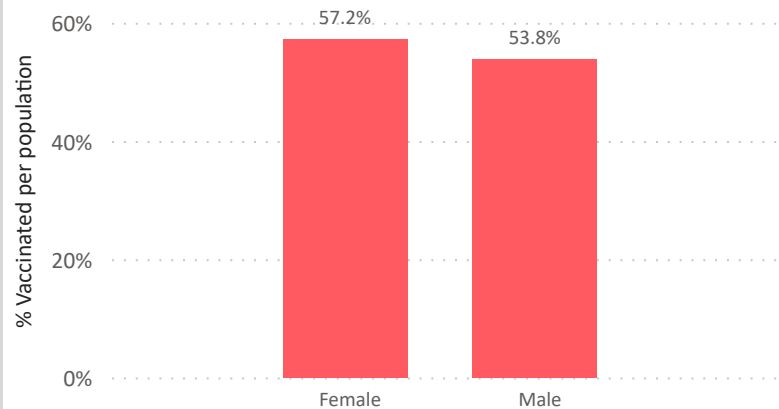


### Sex

Number of Vaccinated Cleveland Residents by Sex (based on 213,045 residents)



% of Cleveland Residents Vaccinated per Sex



#### Cleveland Department of Public Health

75 Erieview Plaza, Floor 3  
Cleveland, Ohio 44114  
Office: 216-420-7743  
Fax: 216-664-6159

The total Cleveland population of 383,331 along with the age, race, sex, and ethnicity data are estimates reported by the US Census Bureau 2019. There are no estimates for "Unknown" or "Other" sex and age groups, so percent of population cannot be calculated for these groups. Data for % Vaccinated out of total population graphs can be read, for example, "76.3 % of the 70-79 year old population in Cleveland have received at least one dose of the COVID-19 vaccine". Sex graph does not include 1,871 "unknown" and 64 "other".

These graphs represent Cleveland residents who received any dose of a COVID-19 vaccine.





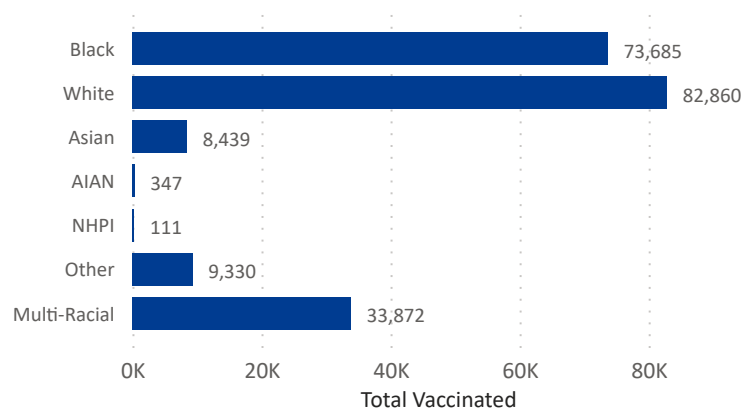
# COVID-19 WATCH

Weekly Coronavirus Disease (COVID-19) Surveillance Report  
Friday, September 09, 2022

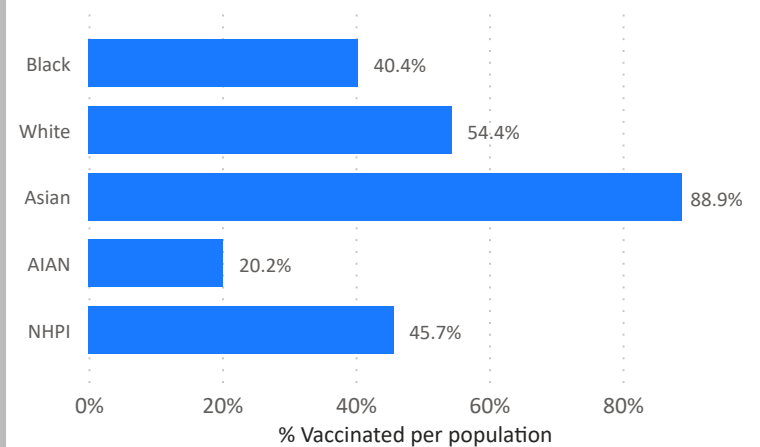
## Demographics of Cleveland Residents who have received any dose of vaccine through September 3, 2022

### Race

Number of Vaccinated Cleveland Residents by Race (based on 208,644 residents)

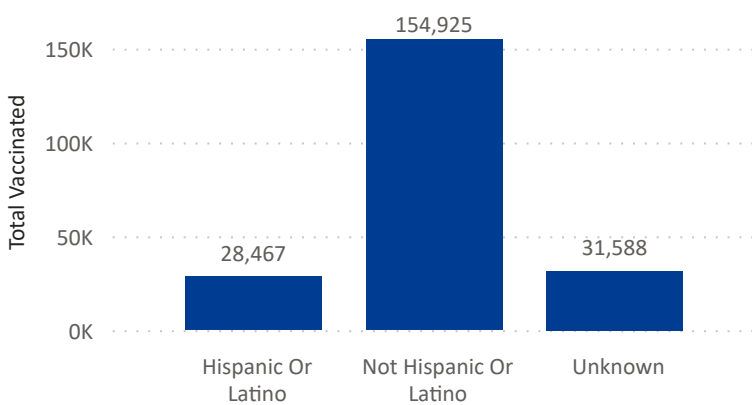


% of Cleveland Residents Vaccinated per Race Population

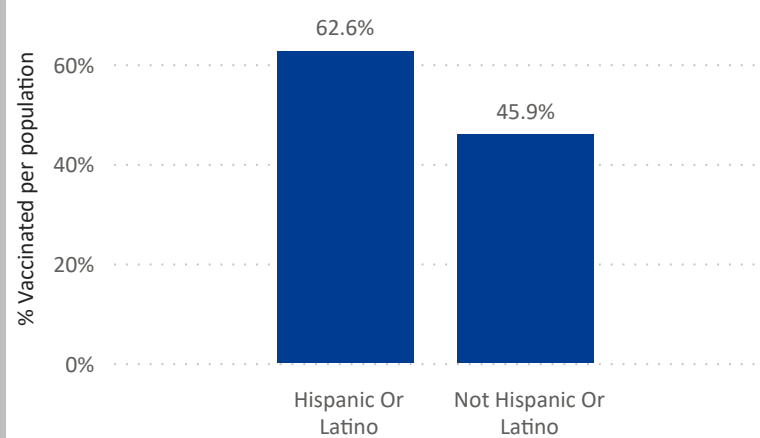


### Ethnicity

Number of Vaccinated Cleveland Residents by Ethnicity (based on 214,980 residents)



% of Cleveland Residents Vaccinated per Ethnicity



#### Cleveland Department of Public Health

75 Erieview Plaza, Floor 3  
Cleveland, Ohio 44114  
Office: 216-420-7743  
Fax: 216-664-6159

The total Cleveland population of 383,331 along with the age, race, sex, and ethnicity data are estimates reported by the US Census Bureau 2019. There are no population estimates for "Unknown" and "Other" race and ethnicity categories, so % population cannot be calculated for these groups. AIAN = American Indian/Alaska Native; NHPI = Native Hawaiian/Pacific Islander. Other race does not include two or more races. Race graph does not include 6,336 unknown race. These graphs represent Cleveland residents who received any dose of a COVID-19 vaccine.



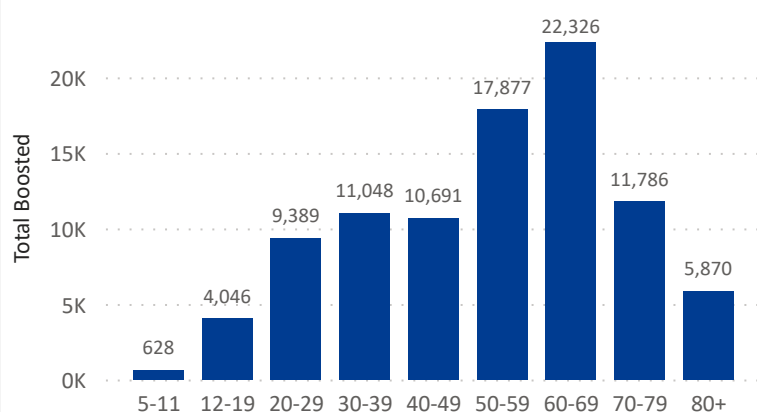
# COVID-19 WATCH

Weekly Coronavirus Disease (COVID-19) Surveillance Report  
Friday, September 09, 2022

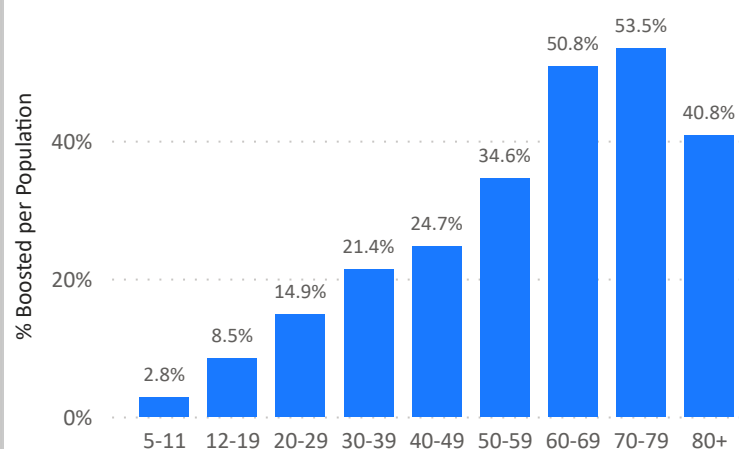
## Demographics of Cleveland Residents who received a booster dose through September 3, 2022

### Age Groups

Number of Boosted Cleveland Residents by Age Group (based on 93,661 residents)

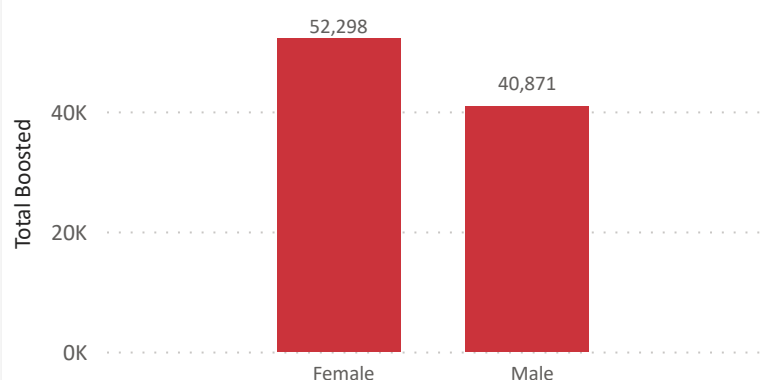


% of Cleveland Residents Boosted by Age Group

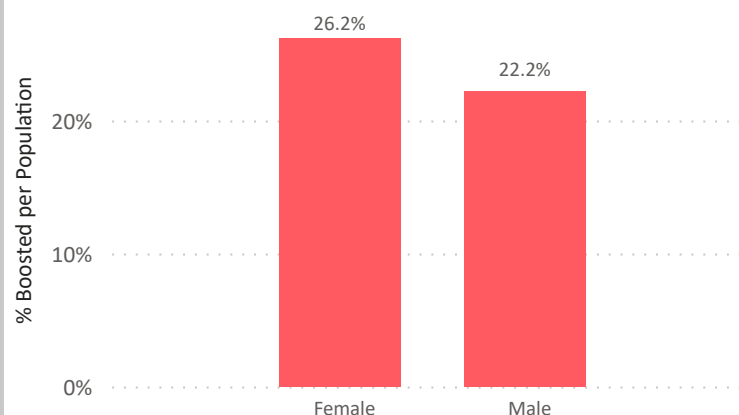


### Sex

Number of Boosted Cleveland Residents by Sex (based on 93,169 residents)



% of Cleveland Residents Boosted per Sex



**Cleveland Department of Public Health**  
75 Erieview Plaza, Floor 3  
Cleveland, Ohio 44114  
Office: 216-420-7743  
Fax: 216-664-6159

The total Cleveland population of 383,331 along with the age, race, sex, and ethnicity data are estimates reported by the US Census Bureau 2019. There are no estimates for "Unknown" or "Other" sex and age groups, so percent of population cannot be calculated for these groups. Data for % boosted out of total population graphs can be read as, for example, "40.8% of the 80+ year old population in Cleveland have received their booster dose". Sex graph does not include 474 "Unknown" and 19 "Other". These graphs represent Cleveland residents who received a booster dose. Boosted % represents number of people who received their booster dose among the population of that group.



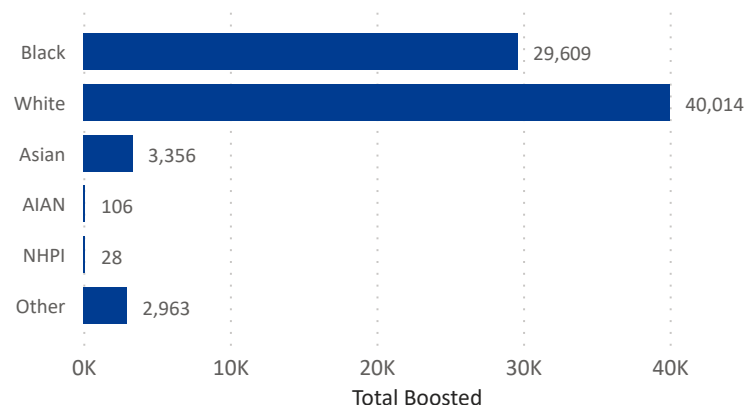
# COVID-19 WATCH

Weekly Coronavirus Disease (COVID-19) Surveillance Report  
Friday, September 09, 2022

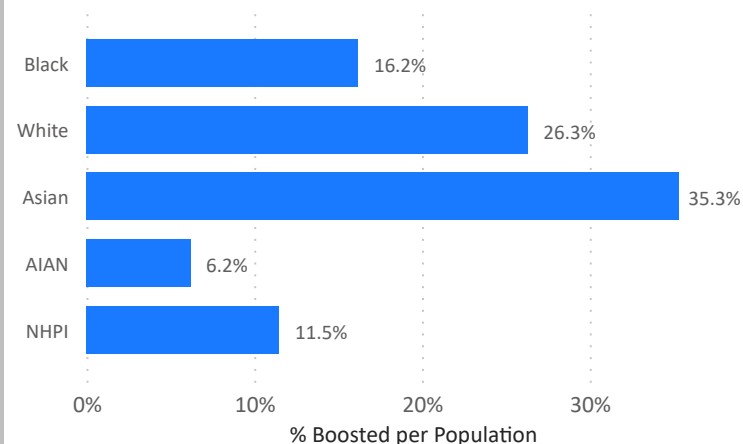
## Demographics of Cleveland Residents who received a booster dose through September 3, 2022

### Race

Number of Boosted Cleveland Residents by Race (based on 76,076 residents)

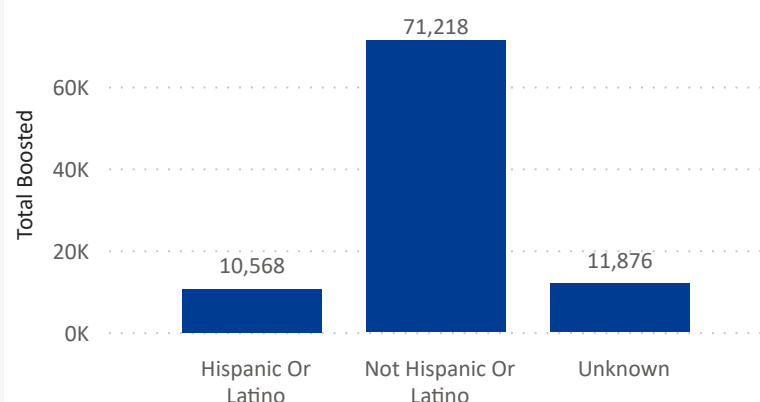


% of Cleveland Residents Boosted per Race Population

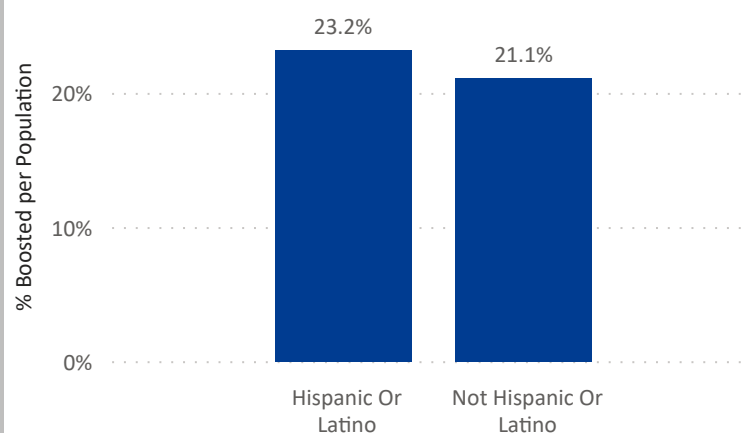


### Ethnicity

Number of Boosted Cleveland Residents by Ethnicity (based on 93,662 residents)



% of Cleveland Residents Boosted per Ethnicity



**Cleveland Department of Public Health**  
75 Erieview Plaza, Floor 3  
Cleveland, Ohio 44114  
Office: 216-420-7743  
Fax: 216-664-6159

The total Cleveland population of 383,331 along with the age, race, sex, and ethnicity data are estimates reported by the US Census Bureau 2019. There are no population estimates for "Unknown" and "Other" race and ethnicity categories, so % population cannot be calculated for these groups. AIAN = American Indian/Alaska Native; NHPI = Native Hawaiian/Pacific Islander. Other race does not include two or more races. Race graph does not include 15,788 multi-racial and 1,756 unknown race.

These graphs represent Cleveland residents who received a booster dose. Booster % represents number of people who received their booster dose among the population of that group.

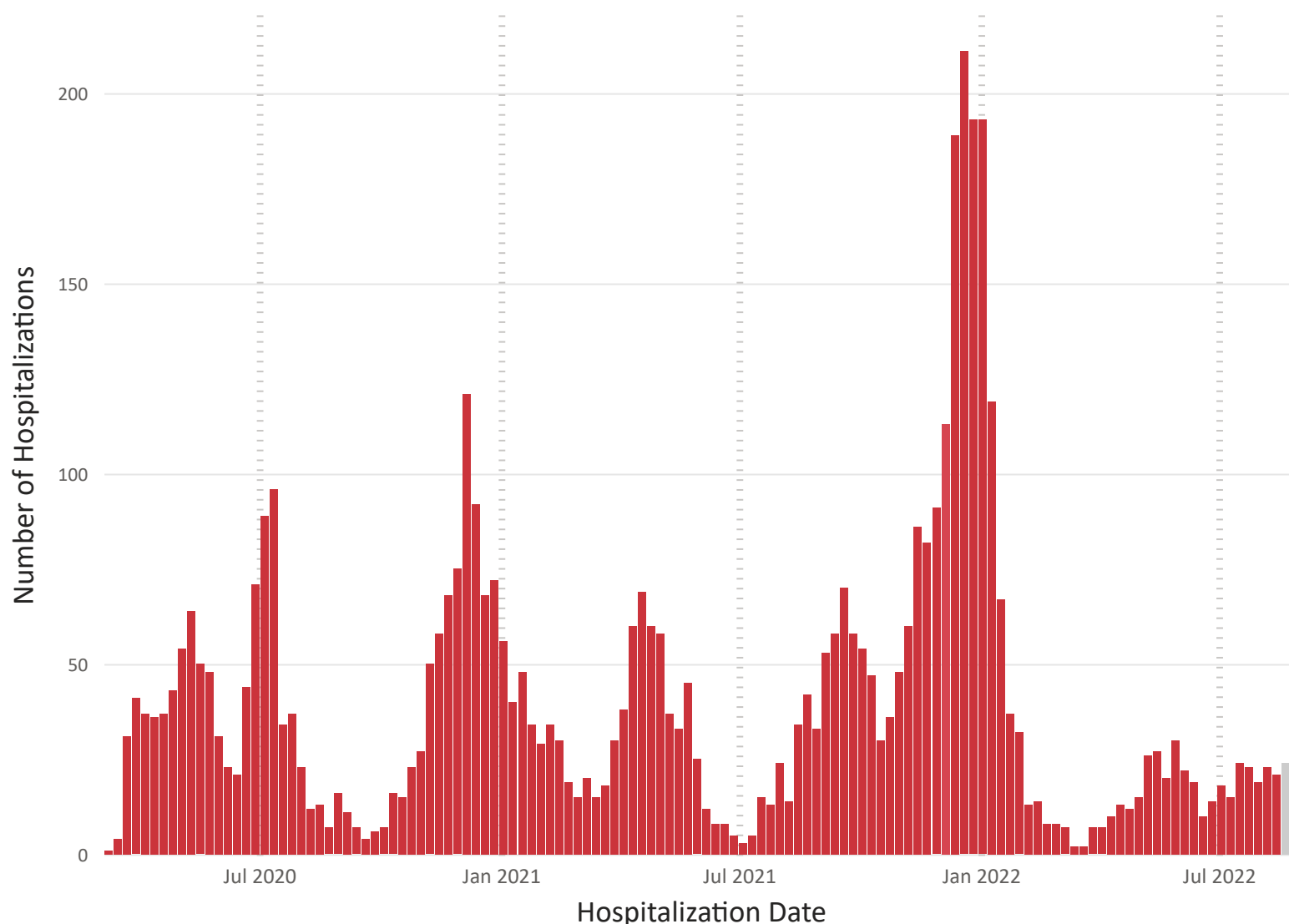


# COVID-19 WATCH

Weekly Coronavirus Disease (COVID-19) Surveillance Report  
Friday, September 09, 2022

## Hospitalization by Admission Date

Figure 10. City of Cleveland COVID-19 Hospitalizations by Reporting Week (Feb 15, 2020 - Sep 03, 2022) (based on 5,110 cases)



**Cleveland Department of Public Health**  
75 Erievue Plaza, Floor 3  
Cleveland, Ohio 44114  
Office: 216-420-7743  
Fax: 216-664-6159

\* As of February 12, 2021, hospitalization counts are shown in the present report by hospital admission date. Prior to this date, they had been shown by test date.

\* Hospitalization data is preliminary and will be updated in subsequent weeks due to reporting delays.

**Note:** Figure 10 does not include 387 cases for whom hospital admission date is unknown and 1 case with an admission date prior to February 15, 2020.



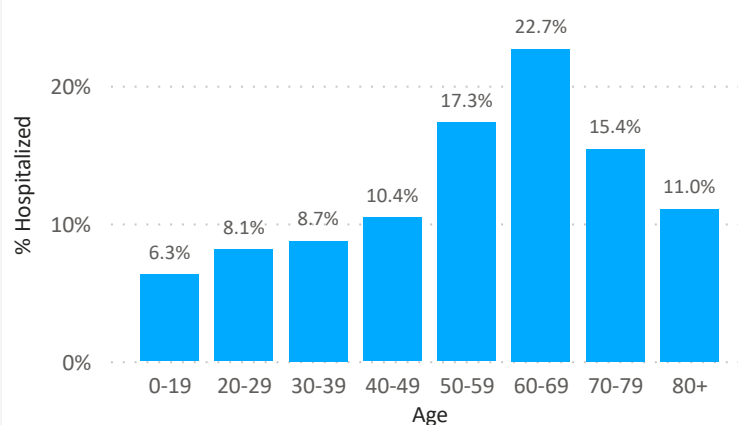
# COVID-19 WATCH

Weekly Coronavirus Disease (COVID-19) Surveillance Report  
Friday, September 09, 2022

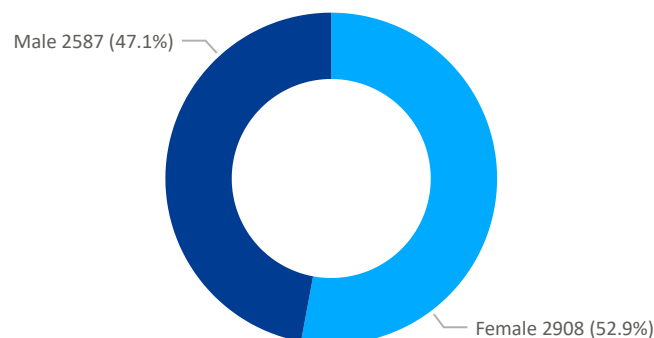
## Total Hospitalizations

Figure 11. City of Cleveland COVID-19 Hospitalizations by Demographics (Feb 15, 2020 - Sep 03, 2022) (based on 5,498 cases)

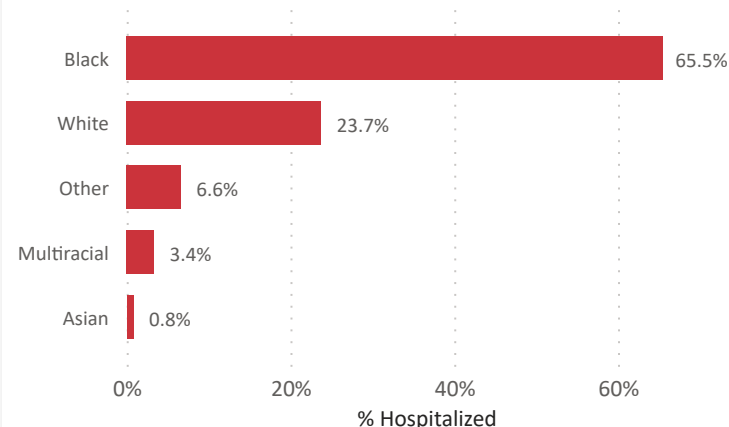
### By Age



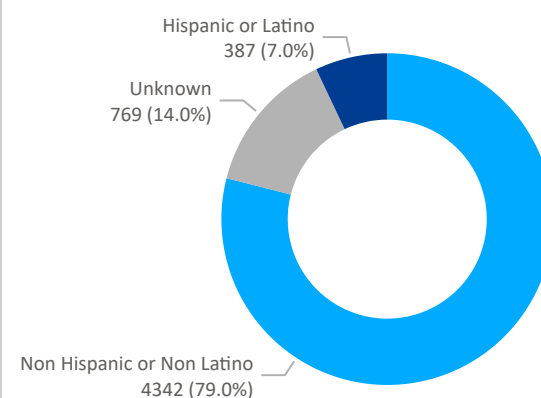
### By Gender



### By Race



### By Ethnicity





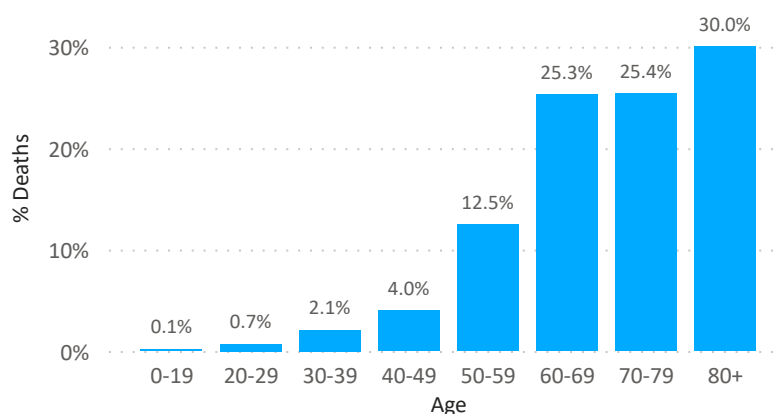
# COVID-19 WATCH

Weekly Coronavirus Disease (COVID-19) Surveillance Report  
Friday, September 09, 2022

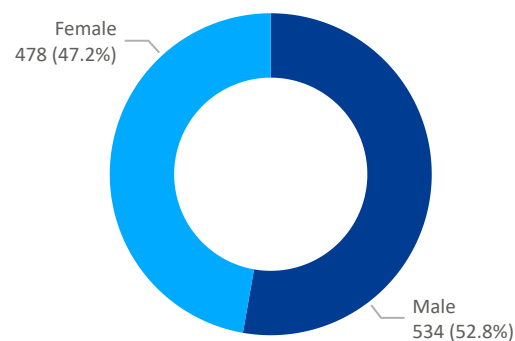
## Total Deaths

Figure 12. City of Cleveland COVID-19 Deaths by Demographics (Feb 15, 2020 - Sep 03, 2022) (based on 1,012 cases)

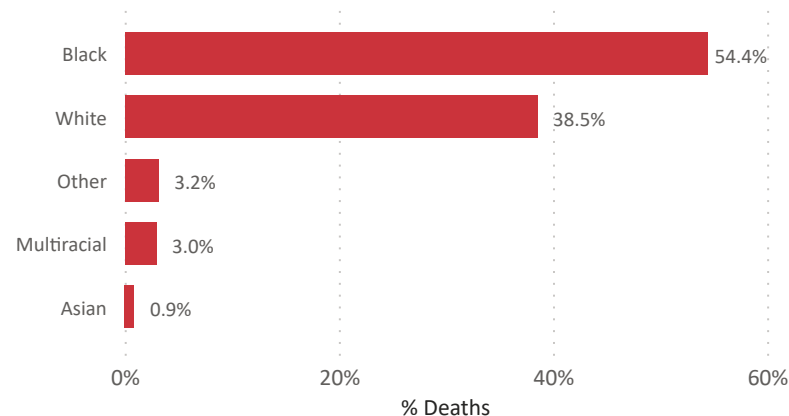
### By Age



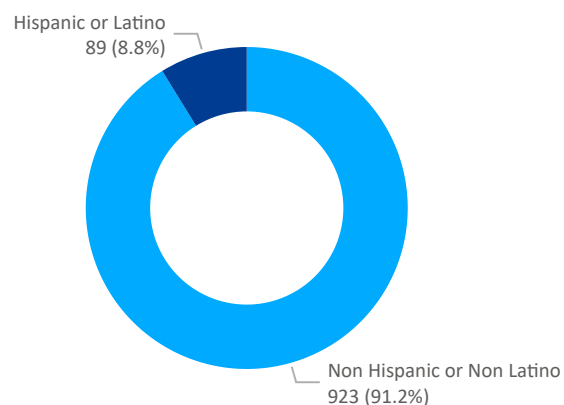
### By Gender



### By Race



### By Ethnicity



**Cleveland Department of Public Health**

75 Erievue Plaza, Floor 3

Cleveland, Ohio 44114

Office: 216-420-7743

Fax: 216-664-6159

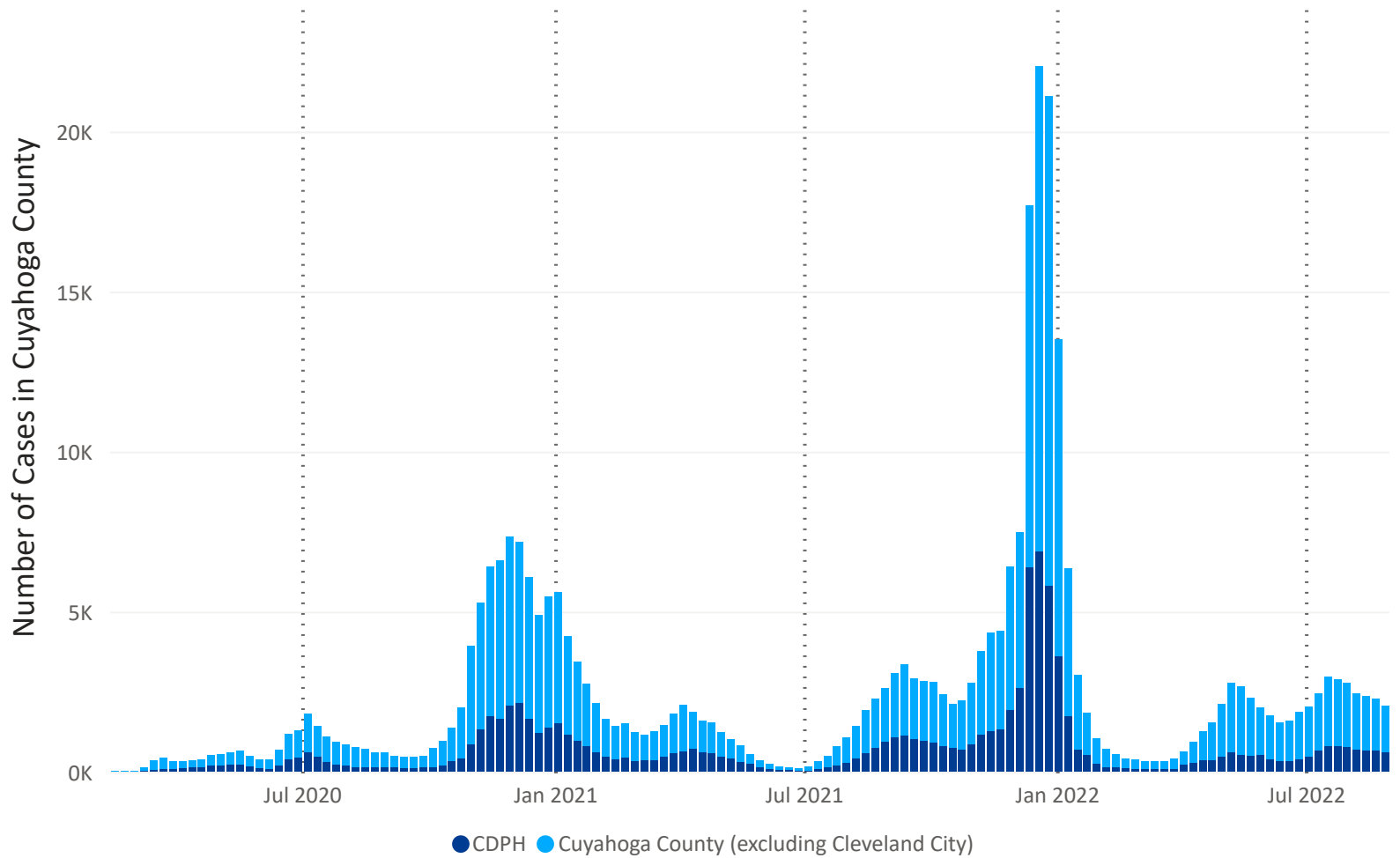


# COVID-19 WATCH

Weekly Coronavirus Disease (COVID-19) Surveillance Report  
Friday, September 09, 2022

## City vs. County Comparisons—Total Number of Cases

Figure 13. Comparison of Total Number of Cases Between the City of Cleveland & Cuyahoga County, Reported Weekly (Feb 15, 2020 - Sep 03, 2022)



92,271

Total Case in Cleveland City

316,479

Total Cases in Cuyahoga County

22.6 %

of Cuyahoga County Cases in Cleveland City

**Cleveland Department of Public Health**  
75 Erievue Plaza, Floor 3  
Cleveland, Ohio 44114  
Office: 216-420-7743  
Fax: 216-664-6159

**Note:** According to the US Census Bureau, the City of Cleveland represents 31% of the Cuyahoga County population.

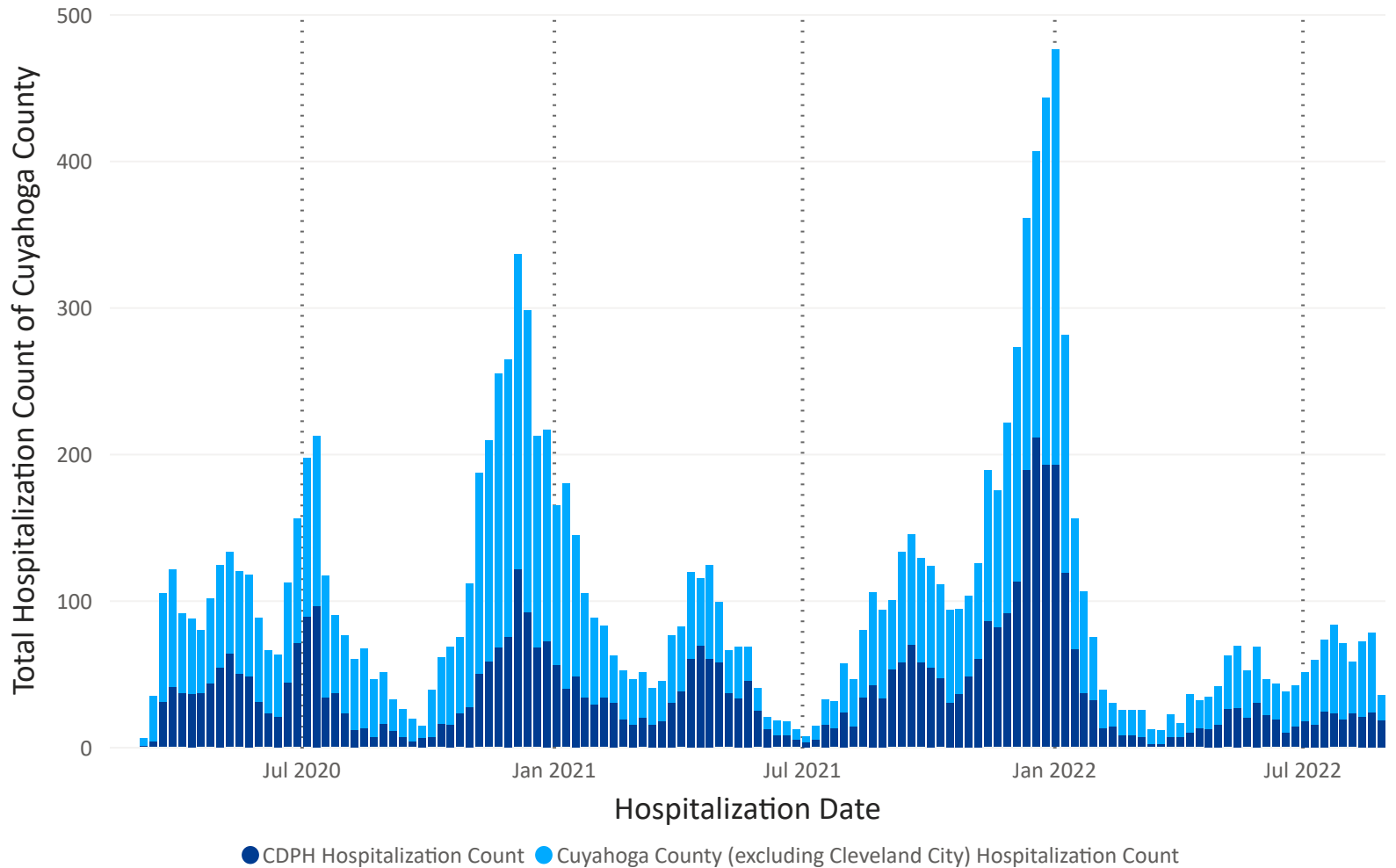


# COVID-19 WATCH

Weekly Coronavirus Disease (COVID-19) Surveillance Report  
Friday, September 09, 2022

## City vs. County Comparisons—Hospitalization Count

Figure 14. Comparison of Hospitalization Counts Between the City of Cleveland & Cuyahoga County, Reported Weekly (Feb 15, 2020 - Sep 03, 2022)



5,498

Total Hospitalizations in Cleveland City

13,901

Total Hospitalizations in Cuyahoga County

28.5%

of Cuyahoga County Hospitalizations  
in Cleveland City

**Cleveland Department of Public Health**  
75 Erieview Plaza, Floor 3  
Cleveland, Ohio 44114  
Office: 216-420-7743  
Fax: 216-664-6159



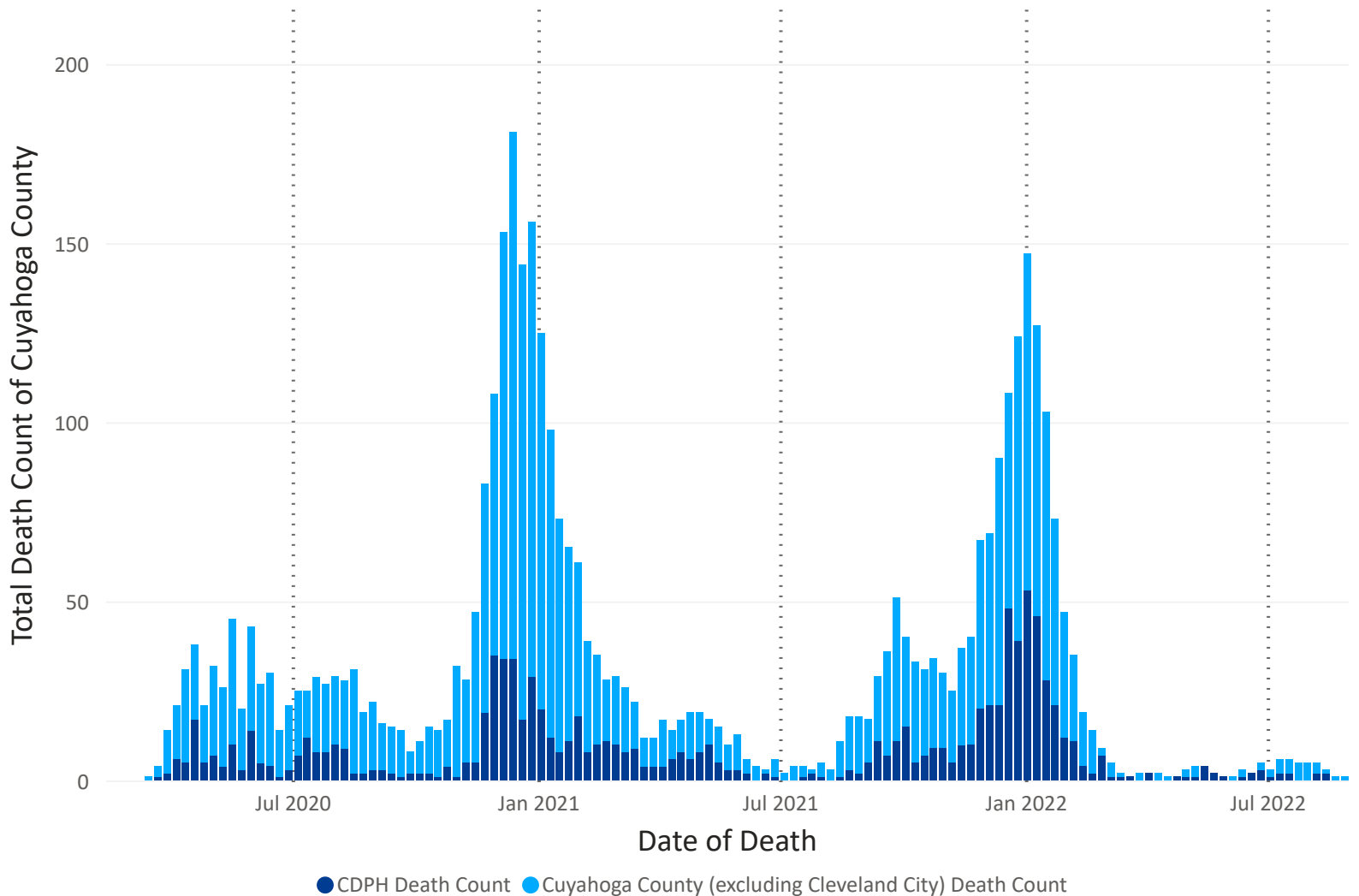


# COVID-19 WATCH

Weekly Coronavirus Disease (COVID-19) Surveillance Report  
Friday, September 09, 2022

## City vs. County Comparisons—Deaths

Figure 15. Comparison of Death Counts Between the City of Cleveland & Cuyahoga County, Reported Weekly (Feb 15, 2020 - Sep 03, 2022)





# COVID-19 WATCH

Weekly Coronavirus Disease (COVID-19) Surveillance Report  
Friday, September 09, 2022

## Disclaimers

The Cuyahoga County numbers are approximate and have been populated using the DataOhio Portal.

**Case Definitions: Confirmed:** Meets confirmatory laboratory evidence. NOTE: People with no symptoms and with a confirmatory positive test are reportable as confirmed cases. **Probable:** 1} Does not have a confirmatory positive test but meets symptom(s) criteria **AND** has had close contact with someone who has a confirmed case of SARS-CoV-2. 2} Has a positive antigen test **AND** was reported on or after 11/1/2020. (For reports received prior to 11/1/2020: Has a positive antigen test **AND** either meets symptom(s) criteria **OR** has had close contact with someone who has a confirmed case of SARS-CoV-2). 3} No confirmatory positive test for but SARS-CoV-2 is listed on the death certificate as a cause of death.

### Metadata

This data report reflects the period starting from February 15, 2020 through September 3, 2022 for the City of Cleveland, Ohio.

Total Cases represent confirmed and probable cases.

Cleveland City data and Cuyahoga County data are compiled on September 6, 2022 using the DataOhio Portal.

Population and demographic data are from the US Census Bureau's 2020 estimates.

Data is preliminary and subject to change as more information is gained.

There may be a delay in reporting.

Data is reported by test date. If test date is unknown, date reported is used as a substitute for the test date. The number of cases can vary based on date used for analysis.

Primary Source: Cleveland Department of Public Health

Organization: Cleveland Department of Public Health

**Cleveland Department of Public Health**  
75 Erieview Plaza, Floor 3  
Cleveland, Ohio 44114  
Office: 216-420-7743  
Fax: 216-664-6159