



# COVID-19 WATCH

Weekly Coronavirus Disease (COVID-19) Surveillance Report  
Friday, September 23, 2022

## Report Contents

**Page 1:** Key Findings

**Pages 2-3:** Overview & Summary

**Pages 4-7:** Case Demographics

**Pages 8-9:** Vaccine Demographics

**Pages 10-11:** Booster Demographics

**Pages 12-13:** Hospitalization Metrics

**Page 14:** Death Metrics

**Pages 15-17:** City vs County Trends

**Page 18:** Metadata

If you have questions concerning the information in this report, email us at [covidreport@clevelandohio.gov](mailto:covidreport@clevelandohio.gov)

Cleveland Department of Public Health  
75 Erieview Plaza, Floor 3  
Cleveland, Ohio 44114  
Office: 216-420-7743  
Fax: 216-664-6159

*The purpose of the COVID-19 Watch is to summarize the coronavirus surveillance in the City of Cleveland, Ohio. This summary report reflects the period starting from February 15, 2020 until September 17, 2022.*

## What Matters Most

1. Cleveland COVID-19 cases decreased during the week of September 10th with 548 new cases and a rate of 143 new cases per 100,000 residents. This was significantly lower than the rate in all of Ohio which was 174 new cases per 100,000 residents. The true incidence is likely higher due to positive home tests throughout the state that may not be reported to the health department. The CDC's COVID-19 Community Level for Cuyahoga County remain *medium* as of September 15th. CDPH recommends staying up-to-date with COVID-19 vaccination.

2. A larger percentage of COVID-19 cases were among residents between 60-69 years old. Cleveland residents between 60-69 years old comprise 11% of the population but 30% of the COVID-19 hospitalizations this week. This may explain why COVID-19 case decreased while COVID-19 hospitalization did not.

3. Over 248 Cleveland residents received a COVID-19 booster shot this week. As of September 20th, 56.1% of Cleveland residents have received any dose of a COVID-19 vaccine, 49.6% have completed their primary vaccination series, and 24.5% have received a booster dose. Cleveland has a vaccination goal of having 60% of residents vaccinated for COVID-19. Appointments for adults and children can be made by calling 216-664-2222 or visiting [gettheshot.coronavirus.gov](https://gettheshot.coronavirus.gov).

4. A new COVID-19 subvariant, Omicron BA.4.6, is now spreading. This new variant accounts for 9% of recent cases in the US and has been identified in other countries. The new subvariant is expected to be as transmissible and cause comparable case severity to earlier Omicron subvariants which have been more transmissible than the original strain but cause less disease severity.

5. Health experts recommend getting both a COVID-19 booster and flu shot whenever convenient, however, they also note that October is the best time to get both. This is in order provide immunity to both COVID-19 and the flu that will last until through the fall and winter months. Experts say that getting both your COVID-19 booster and flu shot at the same time is safe and won't weaken your immune system.



# COVID-19 WATCH

Weekly Coronavirus Disease (COVID-19) Surveillance Report  
Friday, September 23, 2022

## COVID-19 Summary

MEASURE	TOTAL	CONFIRMED	PROBABLE
Cases	93,453	83,305	10,148
Deaths*	1,021	933	88
Hospitalizations	5,546	5,501	45

## Weekly Summary

MEASURE	TOTAL	CONFIRMED	PROBABLE
Cases	548	489	59
Hospitalizations	20	20	0

## Vaccine Summary\*\*

MEASURE	TOTAL
Total residents who received any dose	215,581
Completed	190,133
Boosted	94,067
Individuals vaccinated by CDPH***	43,731

**Cleveland Department of Public Health**  
75 Erieview Plaza, Floor 3  
Cleveland, Ohio 44114  
Office: 216-420-7743  
Fax: 216-664-6159

\*Final cause of death can take weeks to determine and so the number of deaths in the previous weeks are subject to change as more information is reported from ODH.

\*\*Vaccine data were exported from the DataOhio Portal on September 20, 2022. Vaccination summaries include vaccinations administered to Cleveland residents by any supplier. In CDPH data reporting, individuals are counted in every group of which they meet the criteria. For example, a Cleveland resident who has completed a primary series and received a booster will be included in the counts of each group. Please note, the criteria to have "Completed a Primary Series" differs for individuals who are moderately to severely immunocompromised.

\*\*\* Includes both Cleveland residents and non-residents.

**Note:** See page 18 for "Confirmed" and "Probable" case definitions.

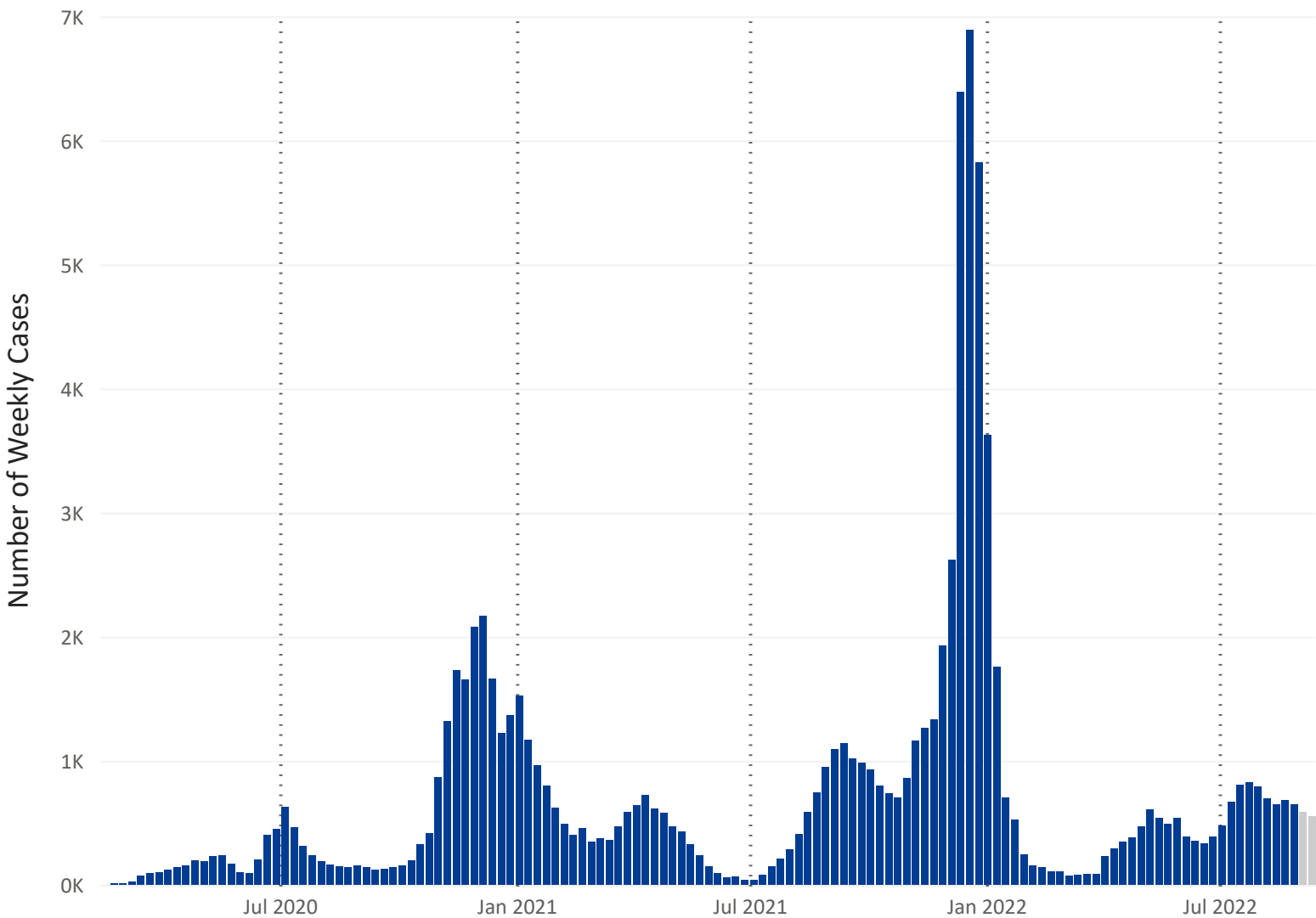


# COVID-19 WATCH

Weekly Coronavirus Disease (COVID-19) Surveillance Report  
Friday, September 23, 2022

## Total Cases by Specimen Collection Date as of September 17, 2022

Figure 1. City of Cleveland COVID-19 Total Cases by Reporting Week (Feb 15, 2020 - Sep 17, 2022) (based on 93,452 cases)



**Cleveland Department of Public Health**  
75 Erievue Plaza, Floor 3  
Cleveland, Ohio 44114  
Office: 216-420-7743  
Fax: 216-664-6159

**Note:** If test date is unknown, the earliest known date associated with a case is used. One confirmed case reported before February 15 is not included in this graph. Ongoing data cleaning processes and delays in reporting will fluctuate the total number of cases from the previous weeks.

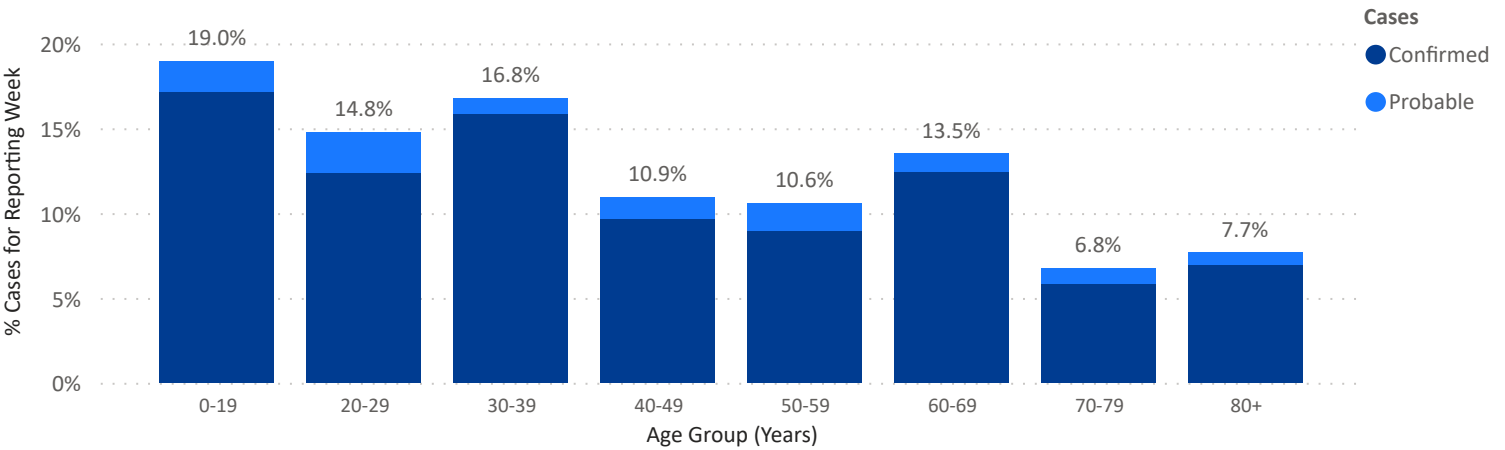


# COVID-19 WATCH

Weekly Coronavirus Disease (COVID-19) Surveillance Report  
Friday, September 23, 2022

## Cases by Age Group

Figure 2. Reporting Week City of Cleveland COVID-19 Cases by Age (Sep 11, 2022 - Sep 17, 2022) (based on 548 cases)

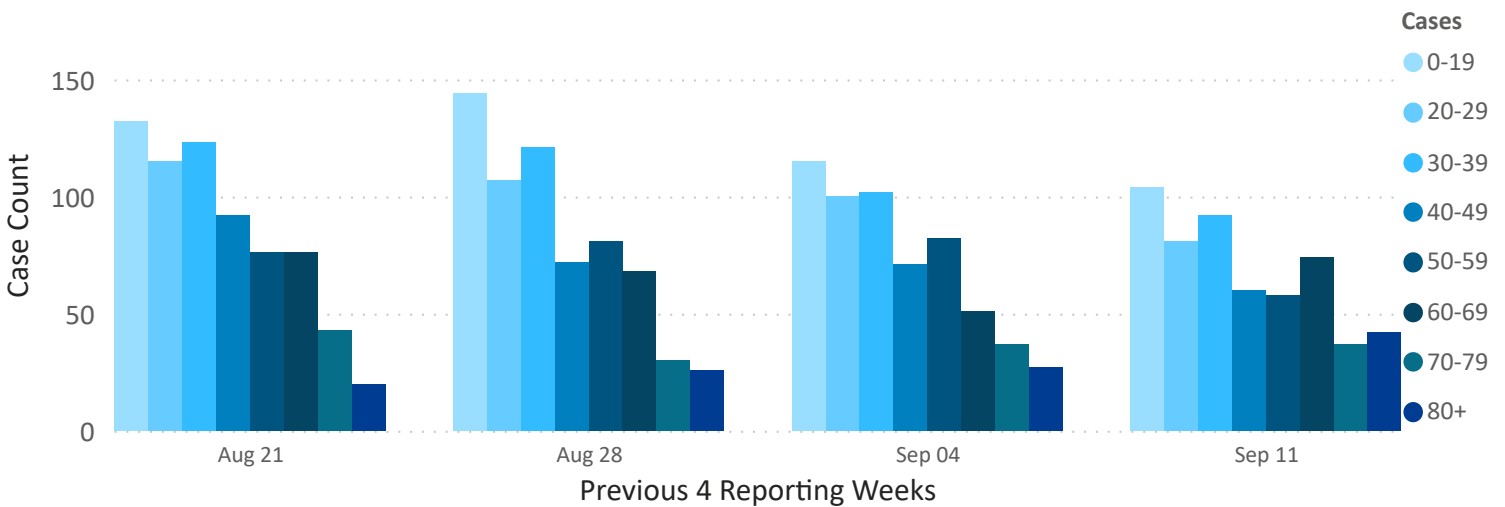


41.94  
Average Age

0  
Min Age

99  
Max Age

Figure 3. COVID-19 Cases in City of Cleveland by Age (Aug 21, 2022 - Sep 17, 2022) (based on 2,459 cases)



39.50  
Average Age

0  
Min Age

101  
Max Age

Cleveland Department of Public Health  
75 Erievue Plaza, Floor 3  
Cleveland, Ohio 44114  
Office: 216-420-7743  
Fax: 216-664-6159

Note: Figure 3 does not include 3 cases whose ages are unknown. See page 18 for "Confirmed" and "Probable" case definitions.



COVID-19 WATCH

Weekly Coronavirus Disease (COVID-19) Surveillance Report  
Friday, September 23, 2022

Cases by Gender

Figure 4. City of Cleveland COVID-19 Cases by Gender (Sep 11, 2022 - Sep 17, 2022) (based on 543 cases)

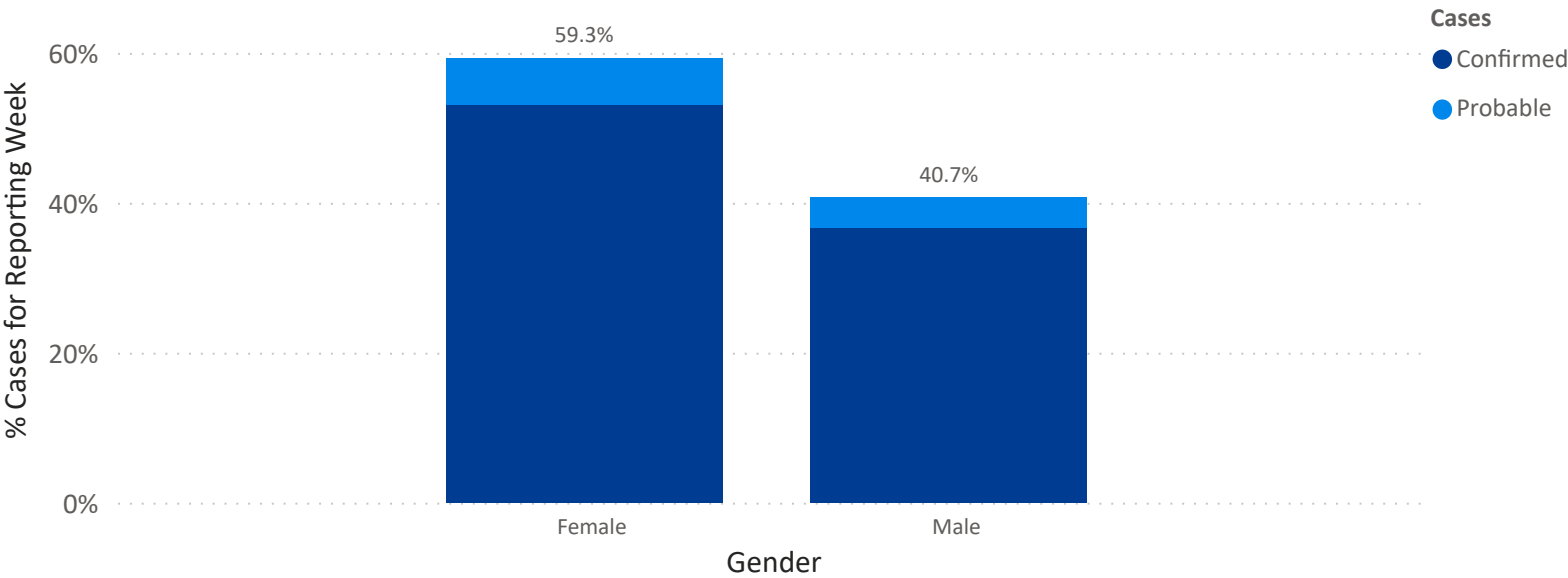
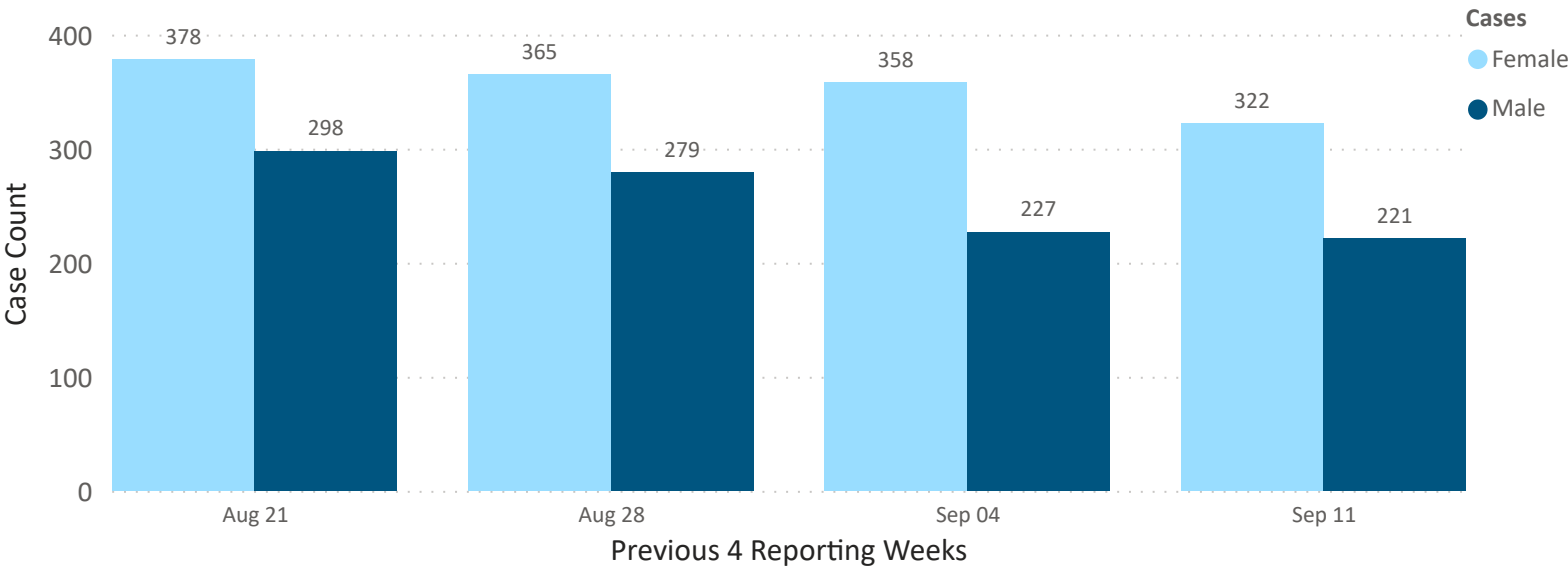


Figure 5. COVID-19 Cases in City of Cleveland by Gender (Aug 21, 2022 - Sep 17, 2022) (based on 2,448 cases)



Note: [Figure 4](#) does not include 5 case whose sex is unknown. [Figure 5](#) does not include 14 cases whose sex is unknown.



# COVID-19 WATCH

Weekly Coronavirus Disease (COVID-19) Surveillance Report  
Friday, September 23, 2022

## Cases by Race

Figure 6. City of Cleveland COVID-19 Cases by Race (Sep 11, 2022 - Sep 17, 2022) (based on 486 cases)

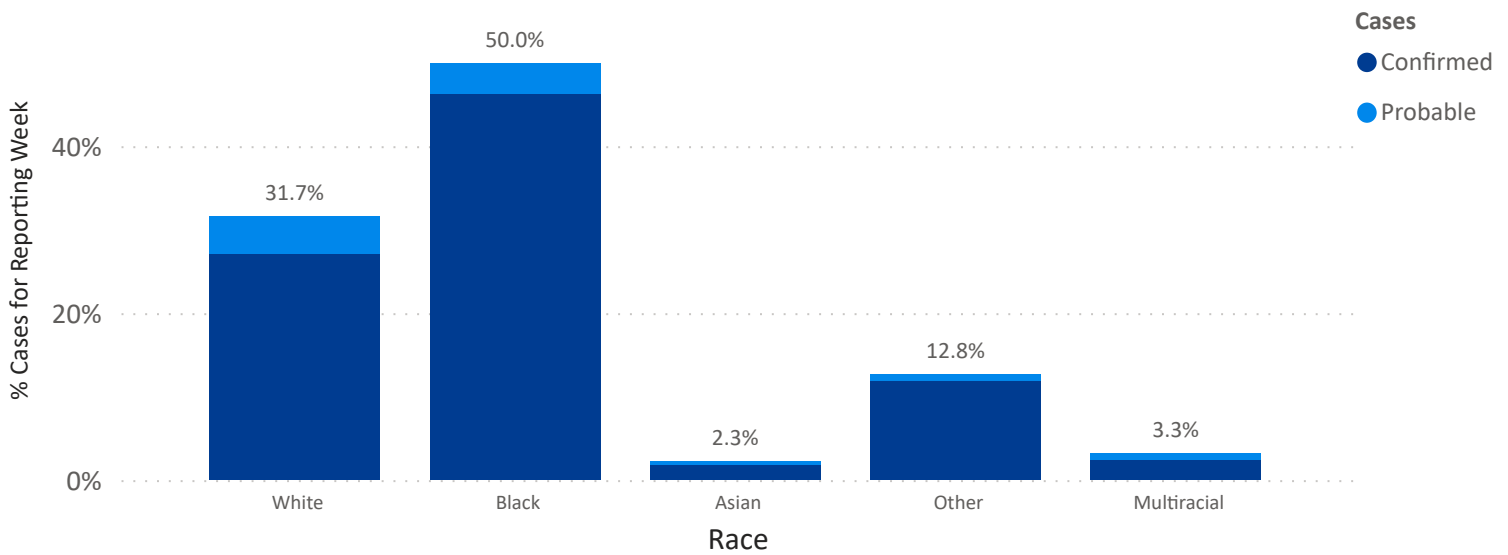
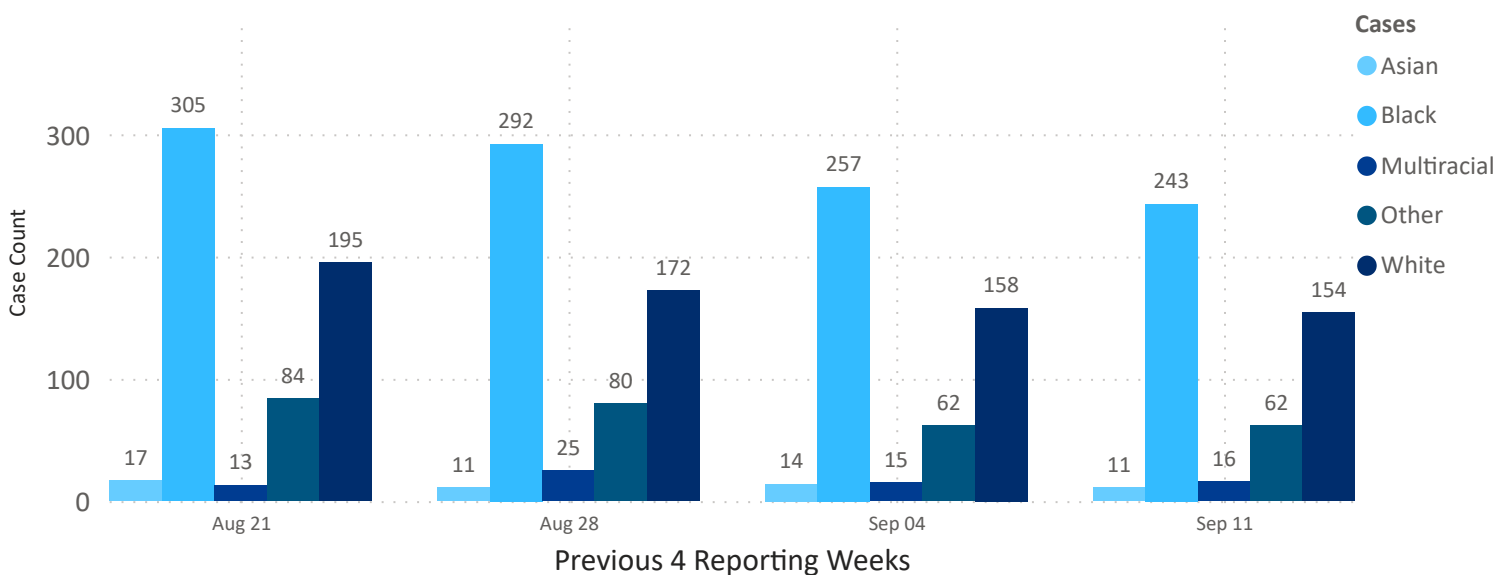


Figure 7. COVID-19 Cases in City of Cleveland by Race (Aug 21, 2022 - Sep 17, 2022) (based on 2,186 cases)



**Cleveland Department of Public Health**  
75 Erievue Plaza, Floor 3  
Cleveland, Ohio 44114  
Office: 216-420-7743  
Fax: 216-664-6159

**Note:** Figure 6 does not include 62 cases whose race is unknown. Figure 7 does not include 276 cases whose races is unknown. American Indian/Alaska Native and Native Hawaiian/Pacific Islander are included under Other races.



COVID-19 WATCH

Weekly Coronavirus Disease (COVID-19) Surveillance Report  
Friday, September 23, 2022

Cases by Ethnicity

Figure 8. City of Cleveland COVID-19 Cases by Ethnicity (Sep 11, 2022 - Sep 17, 2022) (based on 548 cases)

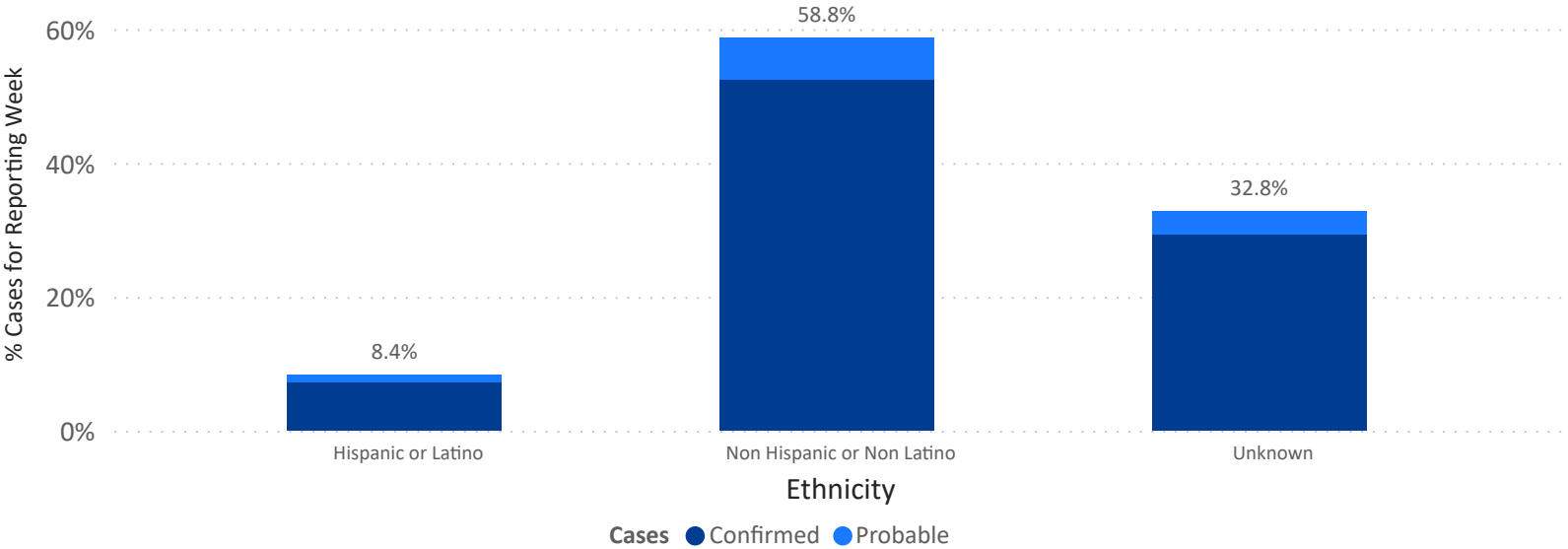
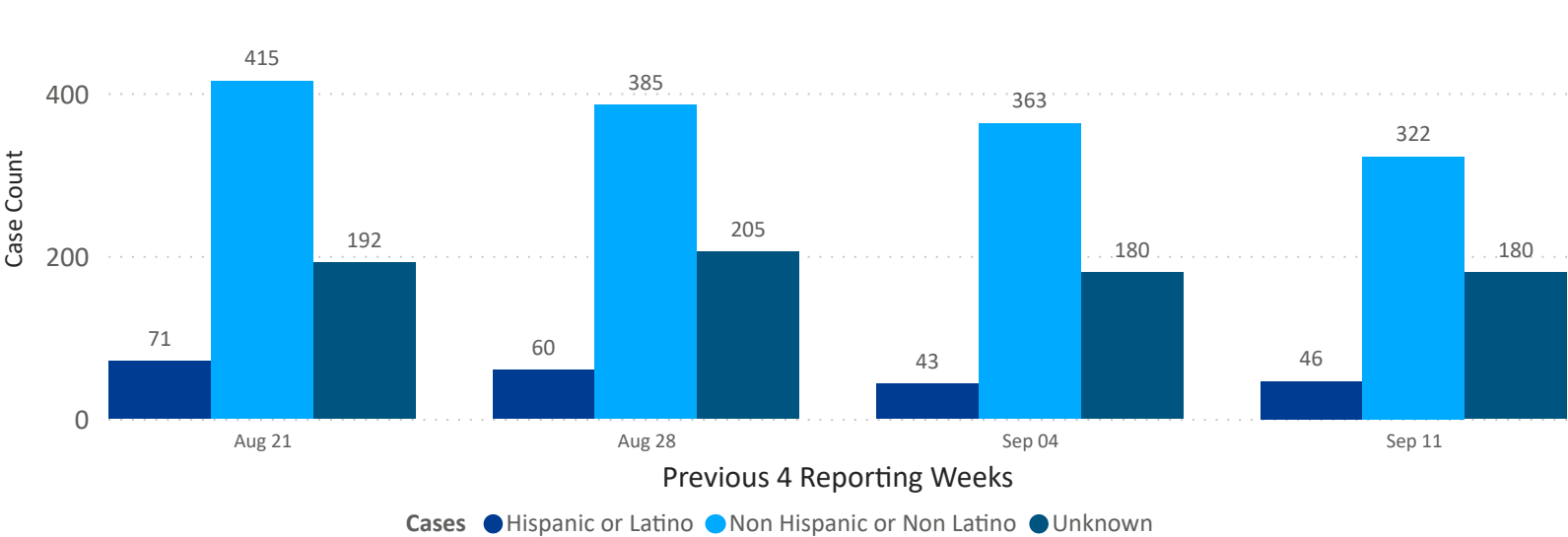


Figure 9. COVID-19 Cases in City of Cleveland by Ethnicity (Aug 21, 2022 - Sep 17, 2022) (based on 2,462 cases)





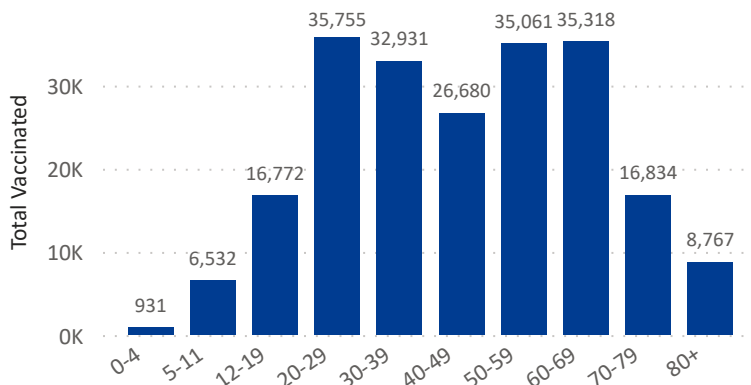
# COVID-19 WATCH

Weekly Coronavirus Disease (COVID-19) Surveillance Report  
Friday, September 23, 2022

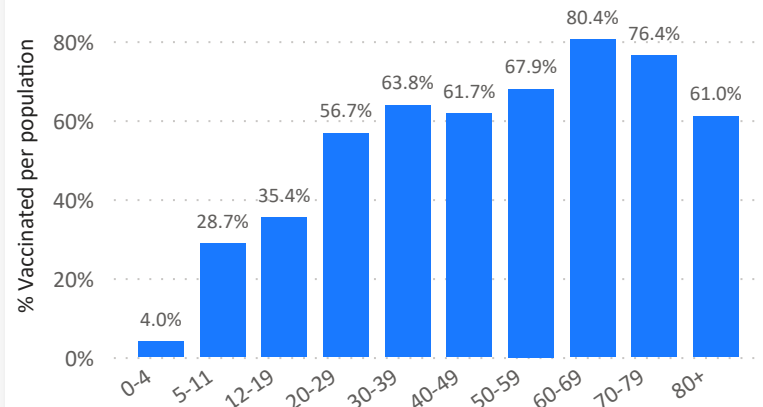
## Demographics of Cleveland Residents who have received any dose of vaccine through September 17, 2022

### Age Groups

Number of Vaccinated Cleveland Residents by Age Group (based on 215,581 residents)

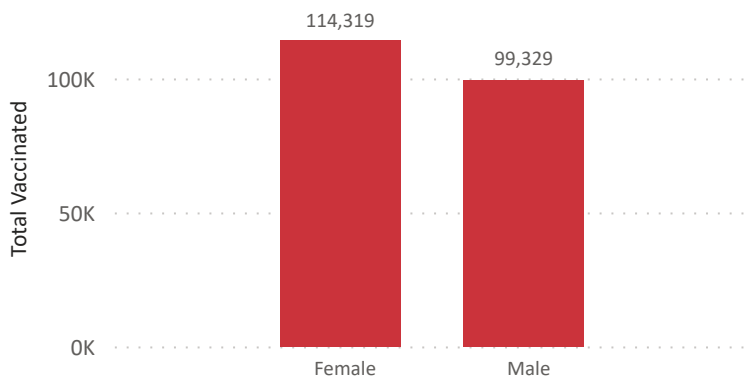


% of Cleveland Residents Vaccinated per Age Group

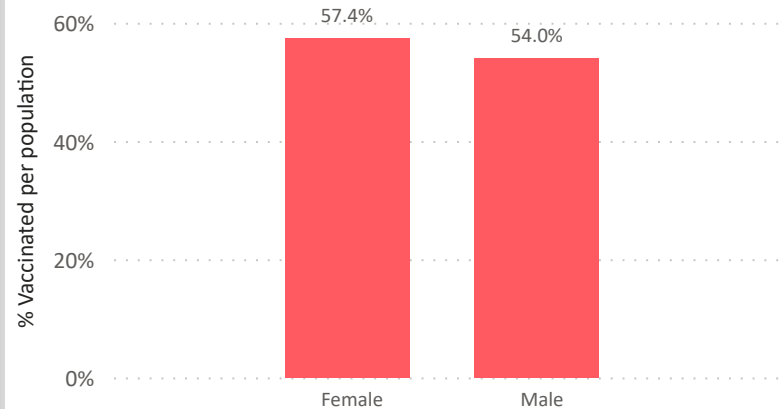


### Sex

Number of Vaccinated Cleveland Residents by Sex (based on 213,648 residents)



% of Cleveland Residents Vaccinated per Sex



#### Cleveland Department of Public Health

75 Erieview Plaza, Floor 3  
Cleveland, Ohio 44114  
Office: 216-420-7743  
Fax: 216-664-6159

The total Cleveland population of 383,331 along with the age, race, sex, and ethnicity data are estimates reported by the US Census Bureau 2019. There are no estimates for "Unknown" or "Other" sex and age groups, so percent of population cannot be calculated for these groups. Data for % Vaccinated out of total population graphs can be read, for example, "76.4 % of the 70-79 year old population in Cleveland have received at least one dose of the COVID-19 vaccine". Sex graph does not include 1,869 "unknown" and 64 "other".

These graphs represent Cleveland residents who received any dose of a COVID-19 vaccine.





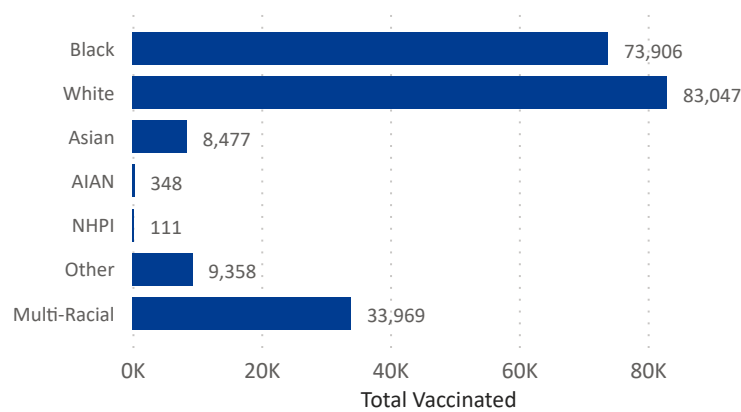
# COVID-19 WATCH

Weekly Coronavirus Disease (COVID-19) Surveillance Report  
Friday, September 23, 2022

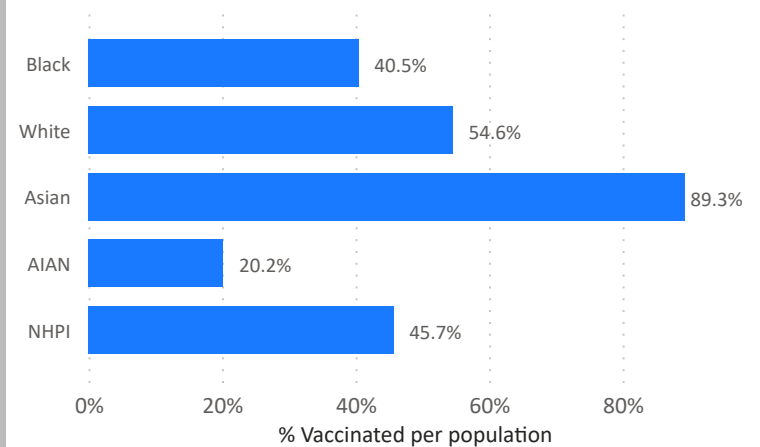
## Demographics of Cleveland Residents who have received any dose of vaccine through September 17, 2022

### Race

Number of Vaccinated Cleveland Residents by Race (based on 209,216 residents)

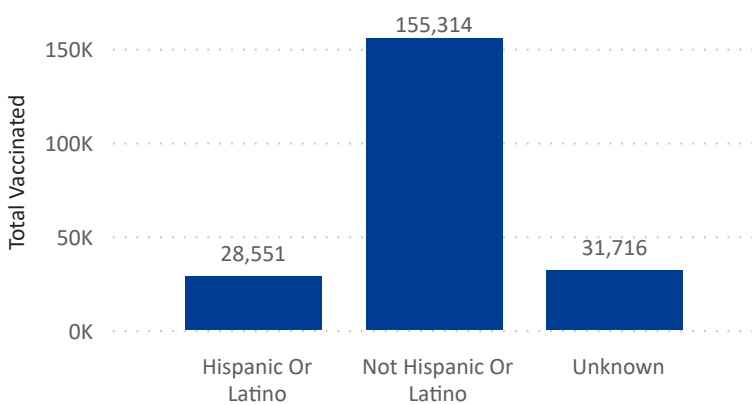


% of Cleveland Residents Vaccinated per Race Population

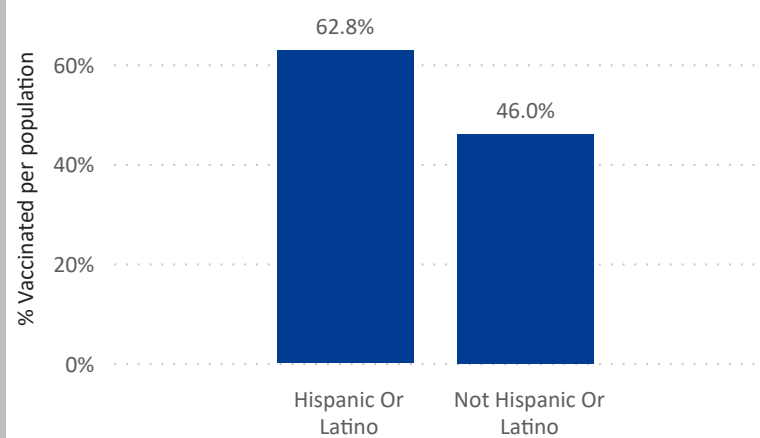


### Ethnicity

Number of Vaccinated Cleveland Residents by Ethnicity (based on 215,581 residents)



% of Cleveland Residents Vaccinated per Ethnicity



#### Cleveland Department of Public Health

75 Erieview Plaza, Floor 3  
Cleveland, Ohio 44114  
Office: 216-420-7743  
Fax: 216-664-6159

The total Cleveland population of 383,331 along with the age, race, sex, and ethnicity data are estimates reported by the US Census Bureau 2019. There are no population estimates for "Unknown" and "Other" race and ethnicity categories, so % population cannot be calculated for these groups. AIAN = American Indian/Alaska Native; NHPI = Native Hawaiian/Pacific Islander. Other race does not include two or more races. Race graph does not include 6,365 unknown race. These graphs represent Cleveland residents who received any dose of a COVID-19 vaccine.



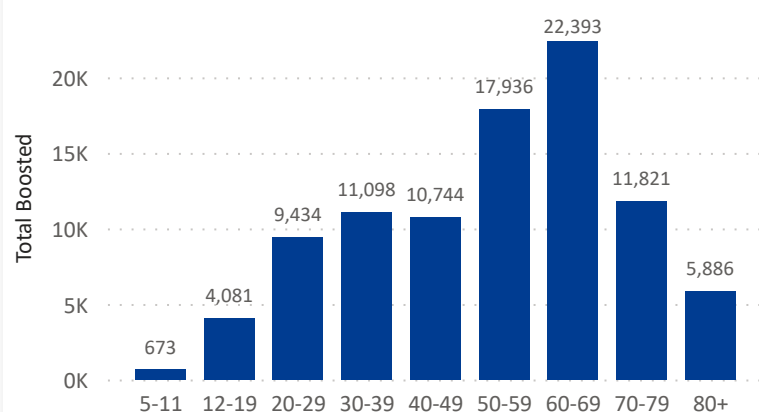
# COVID-19 WATCH

Weekly Coronavirus Disease (COVID-19) Surveillance Report  
Friday, September 23, 2022

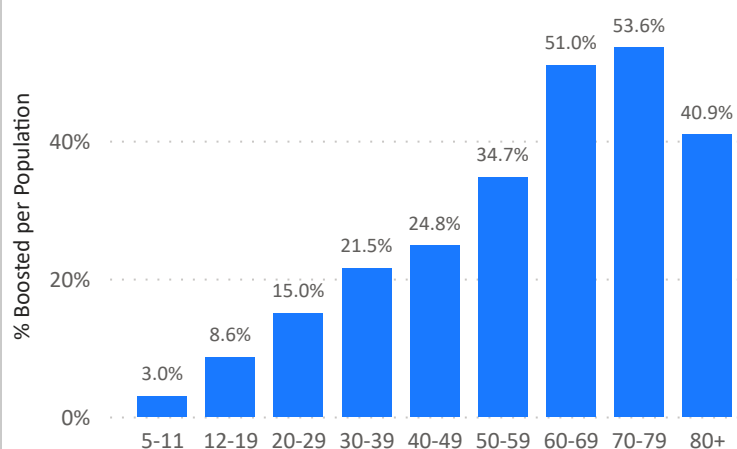
## Demographics of Cleveland Residents who received a booster dose through September 17, 2022

### Age Groups

Number of Boosted Cleveland Residents by Age Group (based on 94,066 residents)

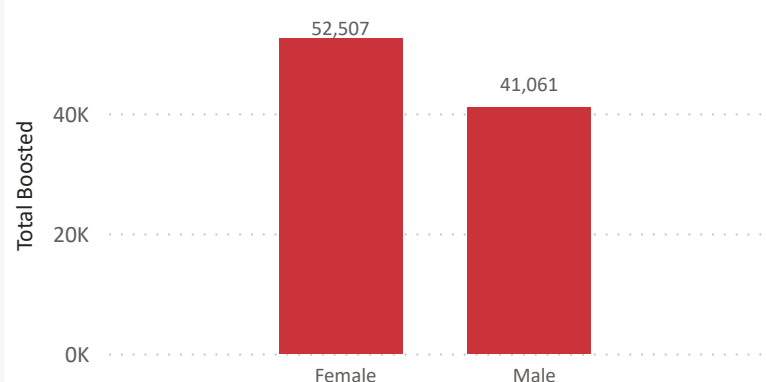


% of Cleveland Residents Boosted by Age Group

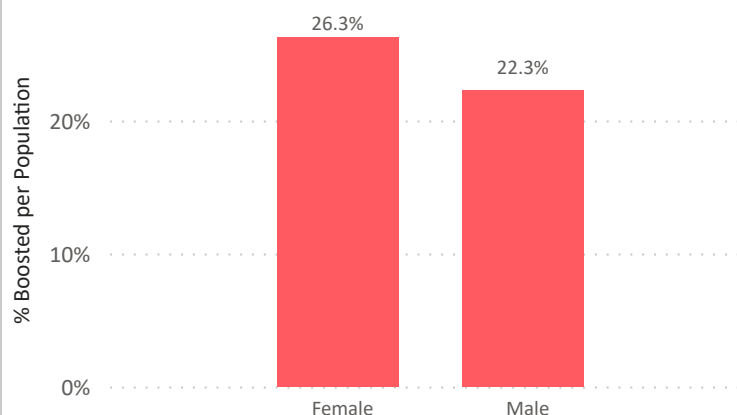


### Sex

Number of Boosted Cleveland Residents by Sex (based on 93,568 residents)



% of Cleveland Residents Boosted per Sex



#### Cleveland Department of Public Health

75 Erieview Plaza, Floor 3

Cleveland, Ohio 44114

Office: 216-420-7743

Fax: 216-664-6159

The total Cleveland population of 383,331 along with the age, race, sex, and ethnicity data are estimates reported by the US Census Bureau 2019. There are no estimates for "Unknown" or "Other" sex and age groups, so percent of population cannot be calculated for these groups. Data for % boosted out of total population graphs can be read as, for example, "40.9% of the 80+ year old population in Cleveland have received their booster dose". Sex graph does not include 480 "Unknown" and 19 "Other". These graphs represent Cleveland residents who received a booster dose. Boosted % represents number of people who received their booster dose among the population of that group.



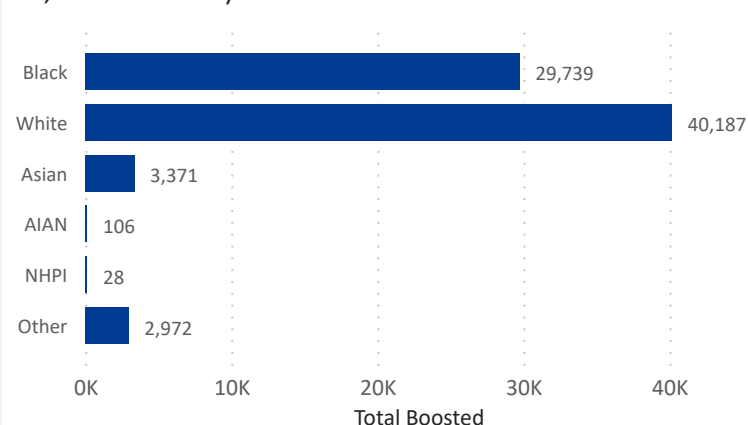
# COVID-19 WATCH

Weekly Coronavirus Disease (COVID-19) Surveillance Report  
Friday, September 23, 2022

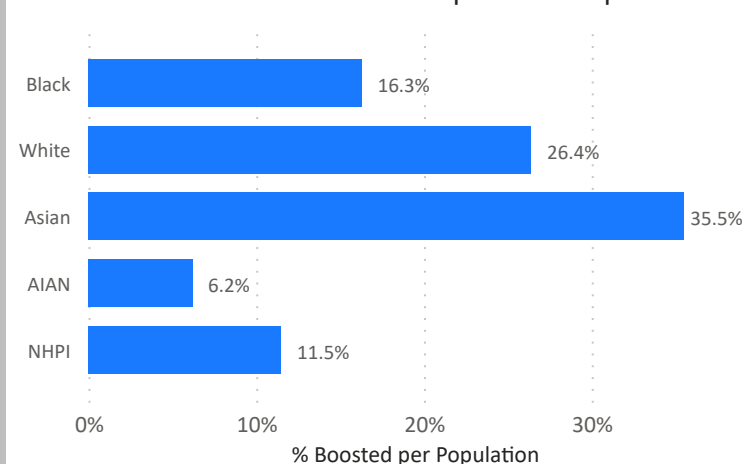
## Demographics of Cleveland Residents who received a booster dose through September 17, 2022

### Race

Number of Boosted Cleveland Residents by Race (based on 76,403 residents)

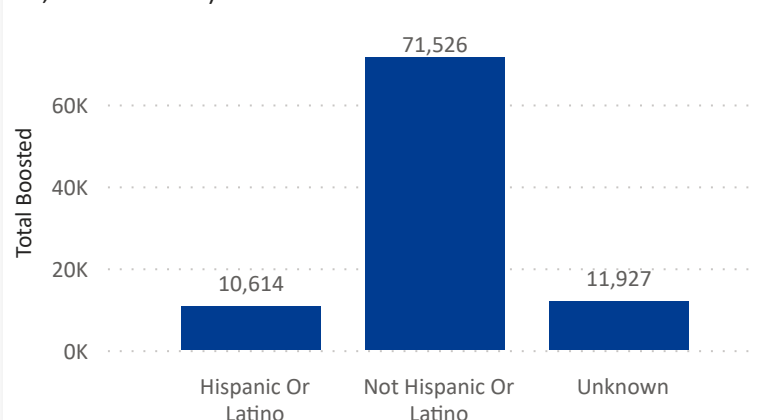


% of Cleveland Residents Boosted per Race Population

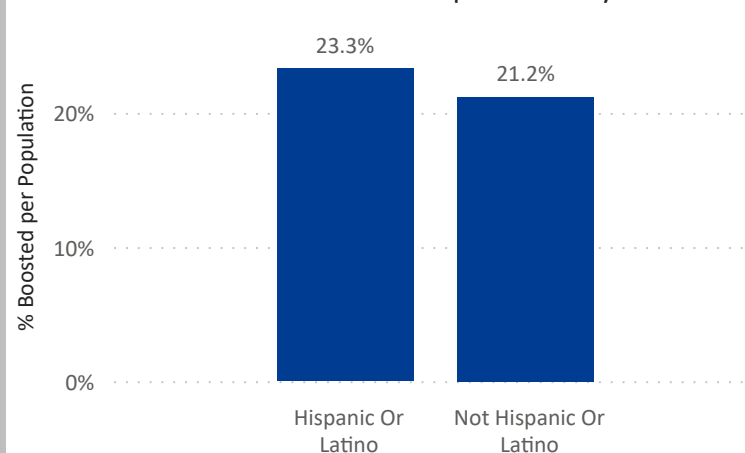


### Ethnicity

Number of Boosted Cleveland Residents by Ethnicity (based on 94,067 residents)



% of Cleveland Residents Boosted per Ethnicity



**Cleveland Department of Public Health**  
75 Erieview Plaza, Floor 3  
Cleveland, Ohio 44114  
Office: 216-420-7743  
Fax: 216-664-6159

The total Cleveland population of 383,331 along with the age, race, sex, and ethnicity data are estimates reported by the US Census Bureau 2019. There are no population estimates for "Unknown" and "Other" race and ethnicity categories, so % population cannot be calculated for these groups. AIAN = American Indian/Alaska Native; NHPI = Native Hawaiian/Pacific Islander. Other race does not include two or more races. Race graph does not include 15,897 multi-racial and 1,767 unknown race.

These graphs represent Cleveland residents who received a booster dose. Booster % represents number of people who received their booster dose among the population of that group.

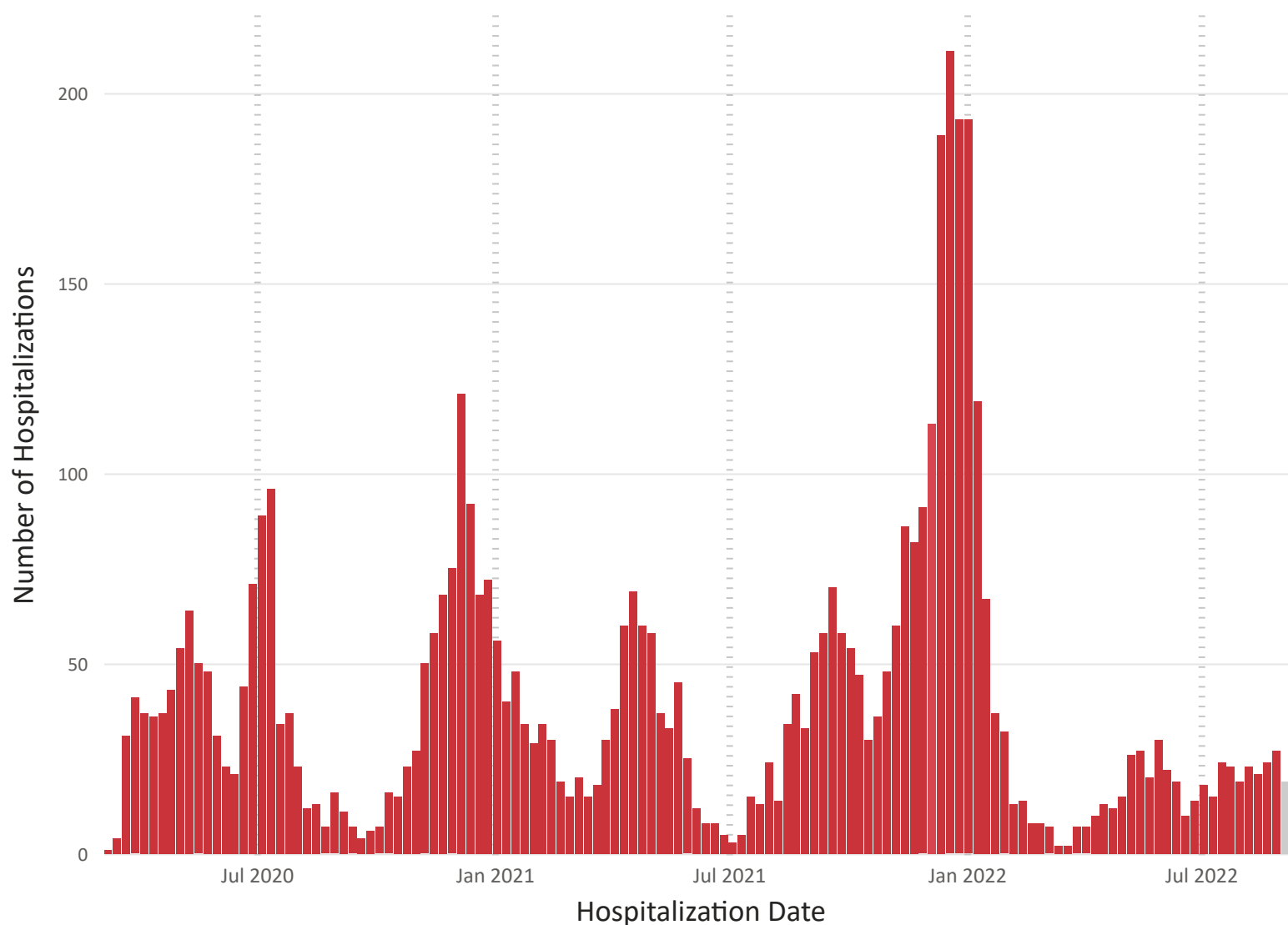


# COVID-19 WATCH

Weekly Coronavirus Disease (COVID-19) Surveillance Report  
Friday, September 23, 2022

## Hospitalization by Admission Date

Figure 10. City of Cleveland COVID-19 Hospitalizations by Reporting Week (Feb 15, 2020 - Sep 17, 2022) (based on 5,158 cases)



**Cleveland Department of Public Health**  
75 Erievue Plaza, Floor 3  
Cleveland, Ohio 44114  
Office: 216-420-7743  
Fax: 216-664-6159

\* As of February 12, 2021, hospitalization counts are shown in the present report by hospital admission date. Prior to this date, they had been shown by test date.

\* Hospitalization data is preliminary and will be updated in subsequent weeks due to reporting delays.

**Note:** Figure 10 does not include 387 cases for whom hospital admission date is unknown and 1 case with an admission date prior to February 15, 2020.



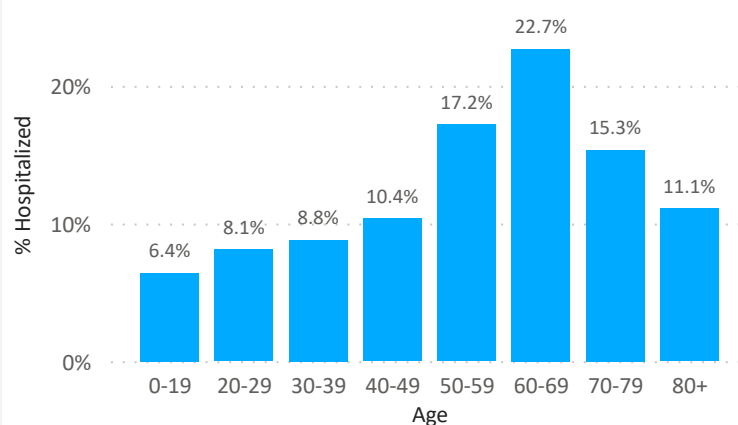
# COVID-19 WATCH

Weekly Coronavirus Disease (COVID-19) Surveillance Report  
Friday, September 23, 2022

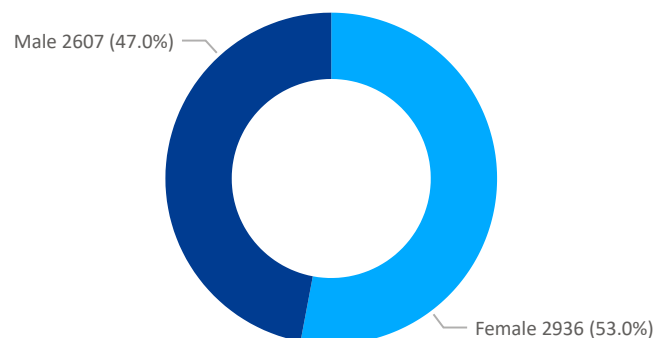
## Total Hospitalizations

Figure 11. City of Cleveland COVID-19 Hospitalizations by Demographics (Feb 15, 2020 - Sep 17, 2022) (based on 5,546 cases)

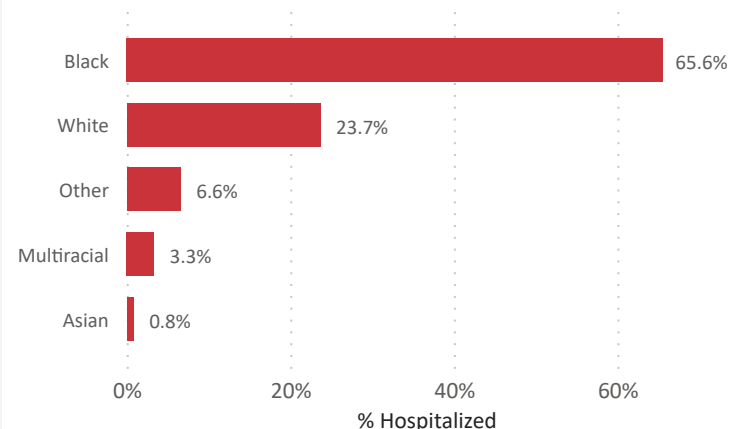
### By Age



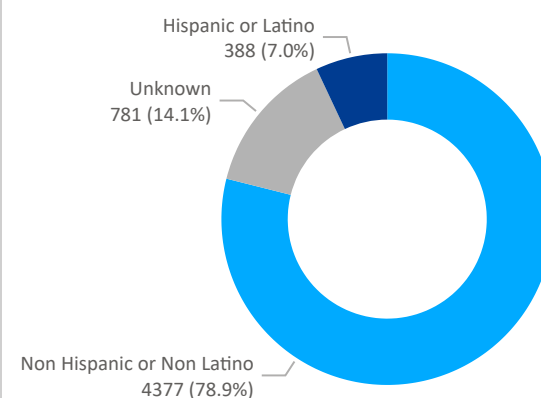
### By Gender



### By Race



### By Ethnicity





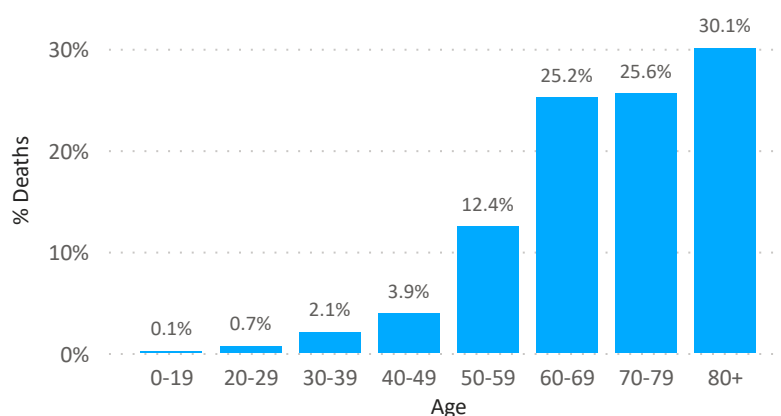
# COVID-19 WATCH

Weekly Coronavirus Disease (COVID-19) Surveillance Report  
Friday, September 23, 2022

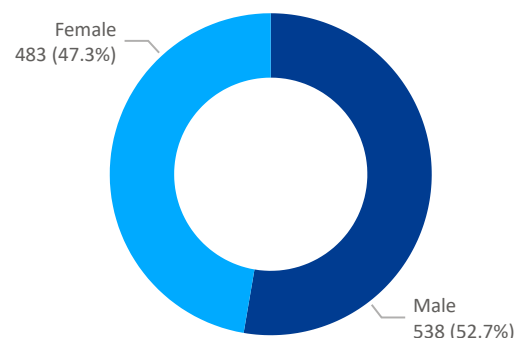
## Total Deaths

Figure 12. City of Cleveland COVID-19 Deaths by Demographics (Feb 15, 2020 - Sep 17, 2022) (based on 1,021 cases)

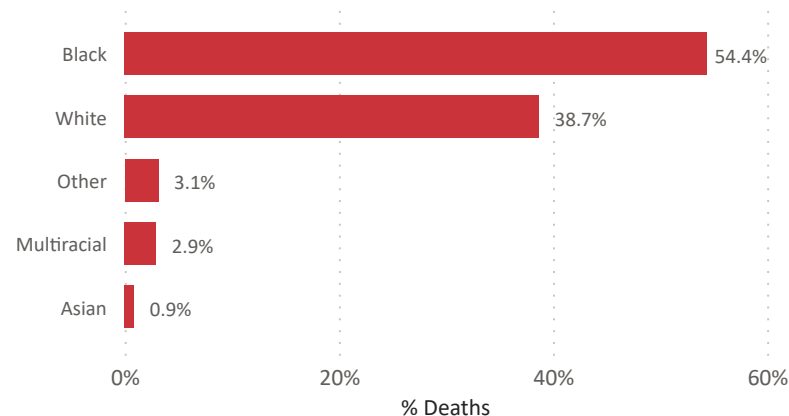
### By Age



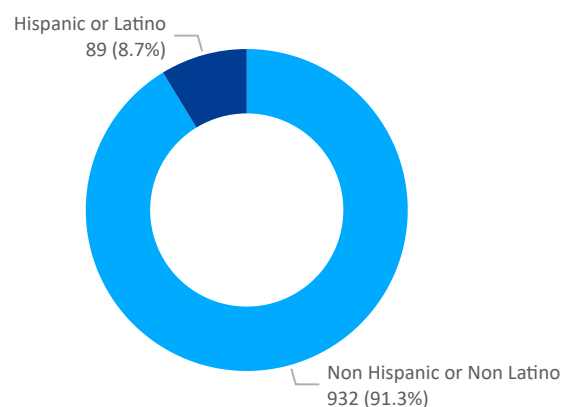
### By Gender



### By Race



### By Ethnicity



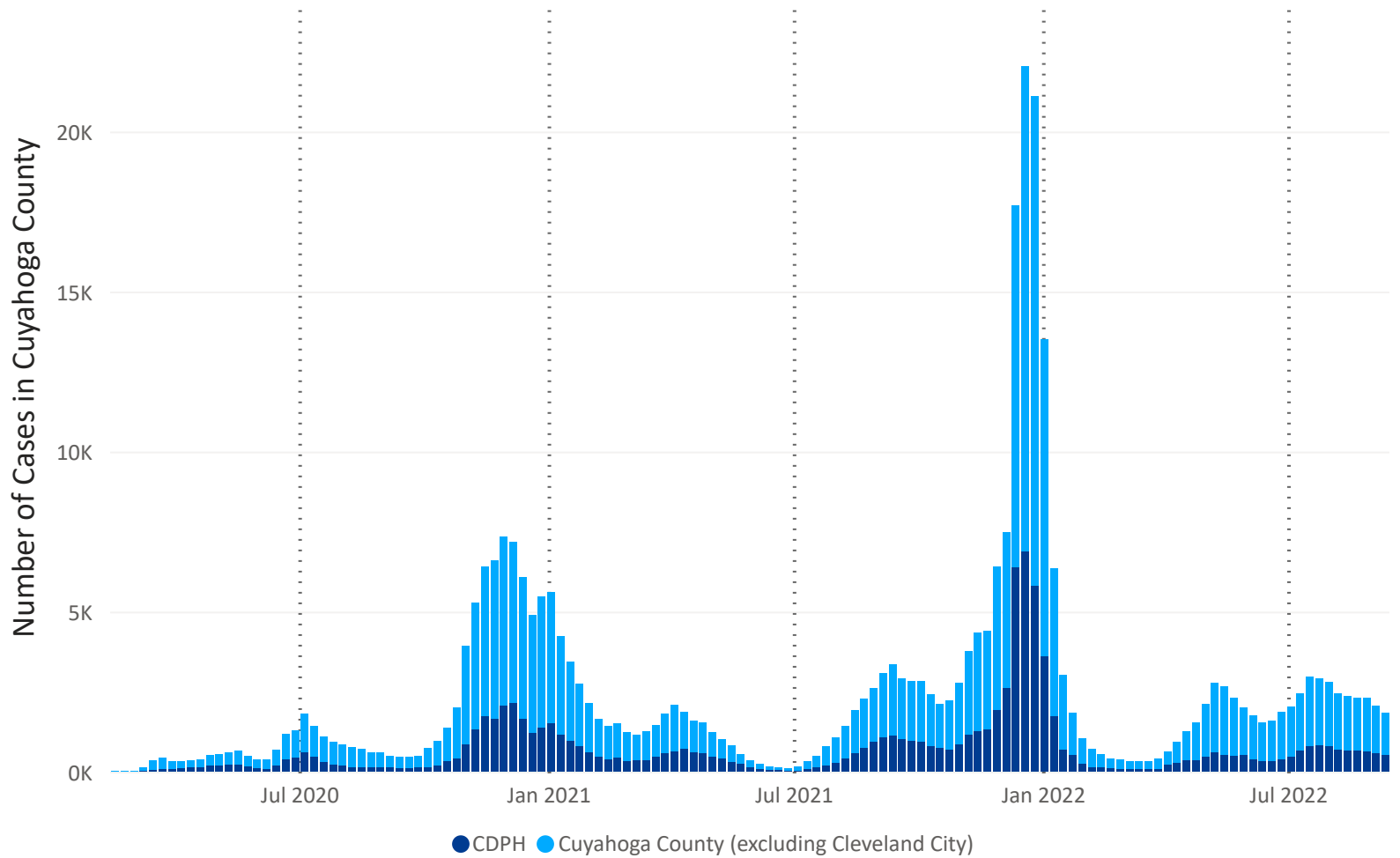


# COVID-19 WATCH

Weekly Coronavirus Disease (COVID-19) Surveillance Report  
Friday, September 23, 2022

## City vs. County Comparisons—Total Number of Cases

Figure 13. Comparison of Total Number of Cases Between the City of Cleveland & Cuyahoga County, Reported Weekly (Feb 15, 2020 - Sep 17, 2022)



93,453

Total Case in Cleveland City

320,691

Total Cases in Cuyahoga County

22.6 %

of Cuyahoga County Cases in Cleveland City

**Cleveland Department of Public Health**  
75 Erievue Plaza, Floor 3  
Cleveland, Ohio 44114  
Office: 216-420-7743  
Fax: 216-664-6159

**Note:** According to the US Census Bureau, the City of Cleveland represents 31% of the Cuyahoga County population.

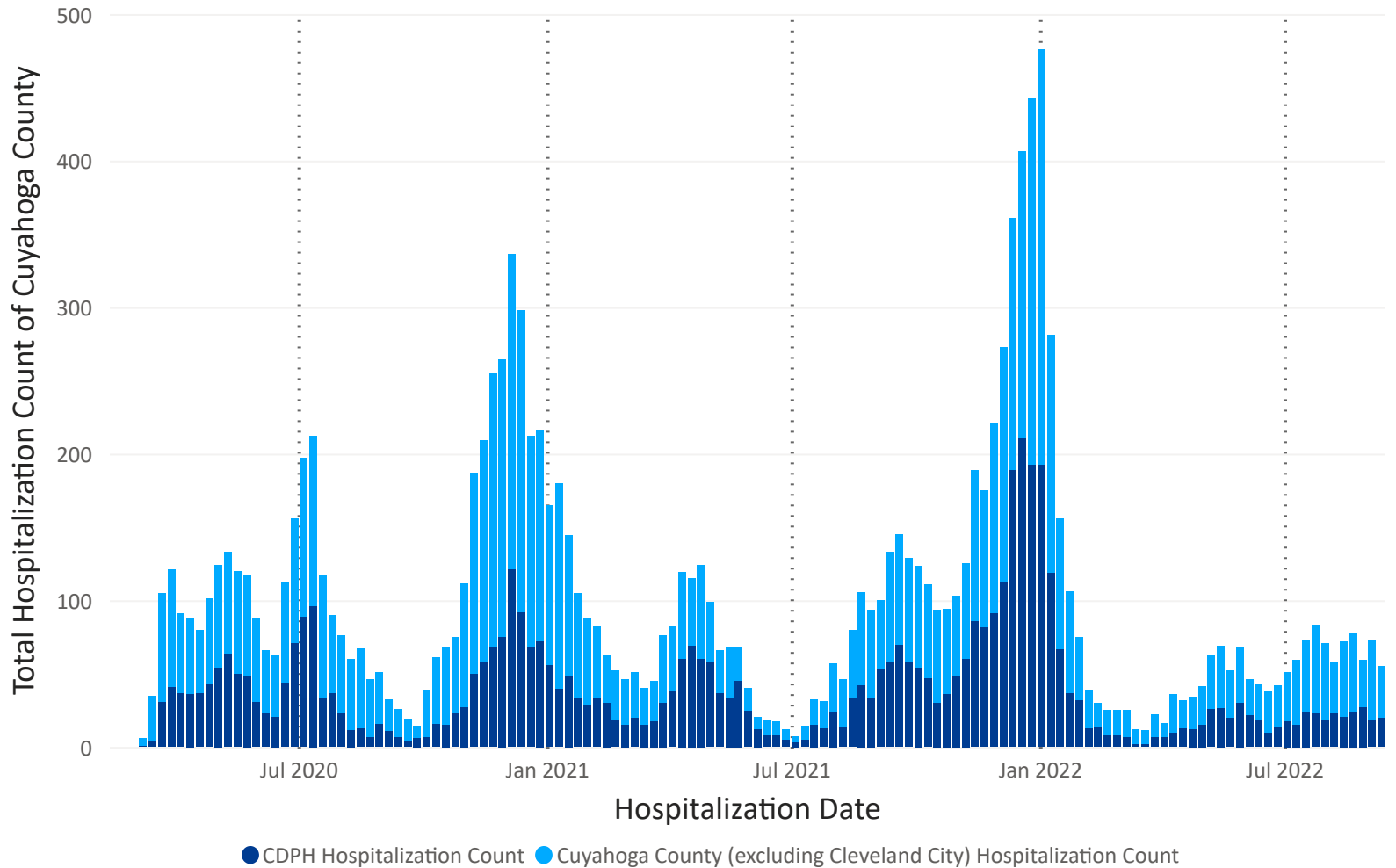


# COVID-19 WATCH

Weekly Coronavirus Disease (COVID-19) Surveillance Report  
Friday, September 23, 2022

## City vs. County Comparisons—Hospitalization Count

Figure 14. Comparison of Hospitalization Counts Between the City of Cleveland & Cuyahoga County, Reported Weekly (Feb 15, 2020 - Sep 17, 2022)



5,546

Total Hospitalizations in Cleveland City

14,060

Total Hospitalizations in Cuyahoga County

28.5%

of Cuyahoga County Hospitalizations  
in Cleveland City

**Cleveland Department of Public Health**  
75 Erieview Plaza, Floor 3  
Cleveland, Ohio 44114  
Office: 216-420-7743  
Fax: 216-664-6159



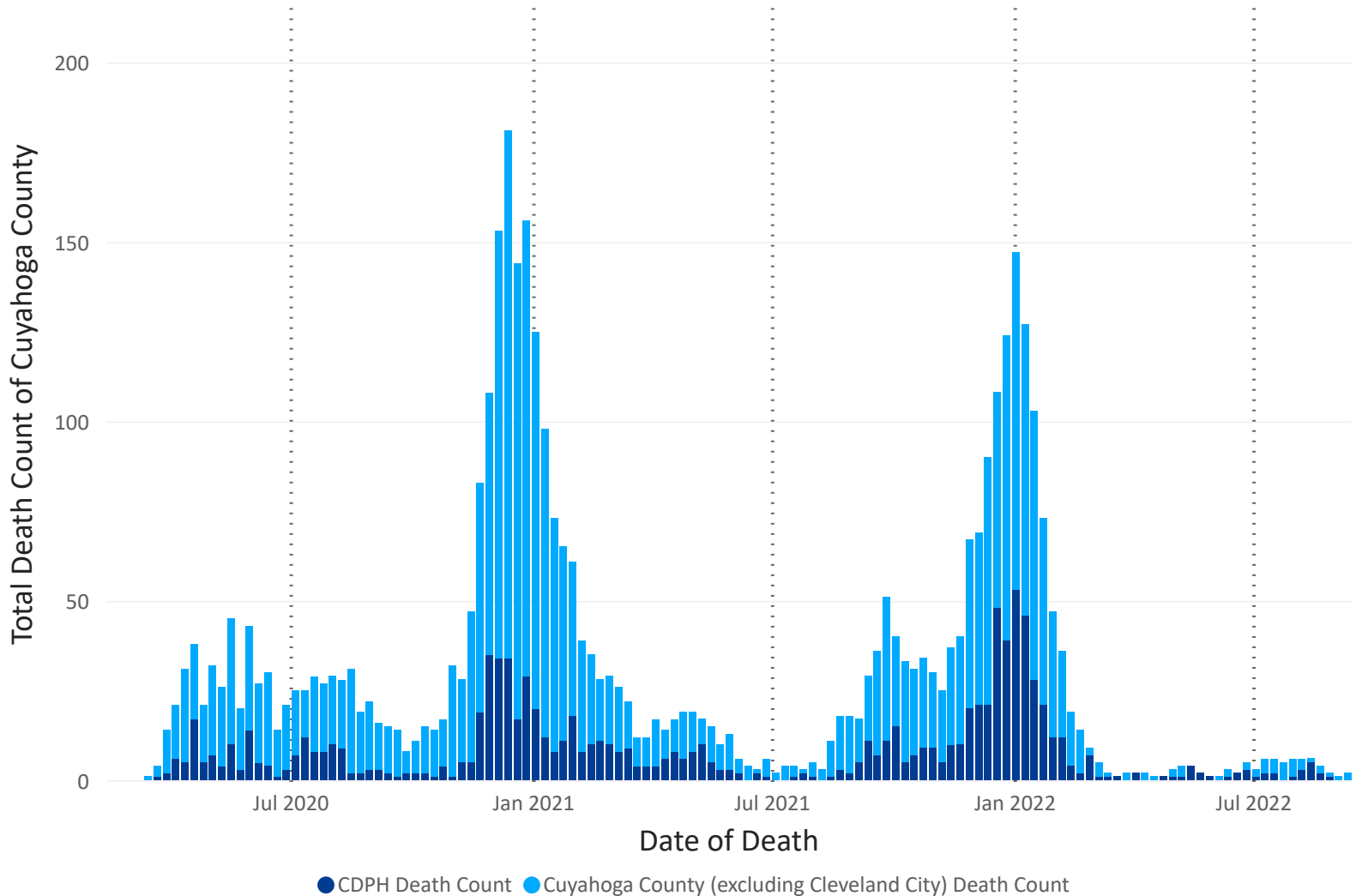


# COVID-19 WATCH

Weekly Coronavirus Disease (COVID-19) Surveillance Report  
Friday, September 23, 2022

## City vs. County Comparisons—Deaths

Figure 15. Comparison of Death Counts Between the City of Cleveland & Cuyahoga County, Reported Weekly (Feb 15, 2020 - Sep 17, 2022)



**Cleveland Department of Public Health**  
75 Erieview Plaza, Floor 3  
Cleveland, Ohio 44114  
Office: 216-420-7743  
Fax: 216-664-6159



# COVID-19 WATCH

Weekly Coronavirus Disease (COVID-19) Surveillance Report  
Friday, September 23, 2022

## Disclaimers

The Cuyahoga County numbers are approximate and have been populated using the DataOhio Portal.

**Case Definitions: Confirmed:** Meets confirmatory laboratory evidence. NOTE: People with no symptoms and with a confirmatory positive test are reportable as confirmed cases. **Probable:** 1} Does not have a confirmatory positive test but meets symptom(s) criteria **AND** has had close contact with someone who has a confirmed case of SARS-CoV-2. 2} Has a positive antigen test **AND** was reported on or after 11/1/2020. (For reports received prior to 11/1/2020: Has a positive antigen test **AND** either meets symptom(s) criteria **OR** has had close contact with someone who has a confirmed case of SARS-CoV-2). 3} No confirmatory positive test for but SARS-CoV-2 is listed on the death certificate as a cause of death.

### Metadata

This data report reflects the period starting from February 15, 2020 through September 17, 2022 for the City of Cleveland, Ohio.

Total Cases represent confirmed and probable cases.

Cleveland City data and Cuyahoga County data are compiled on September 20, 2022 using the DataOhio Portal.

Population and demographic data are from the US Census Bureau's 2020 estimates.

Data is preliminary and subject to change as more information is gained.

There may be a delay in reporting.

Data is reported by test date. If test date is unknown, date reported is used as a substitute for the test date. The number of cases can vary based on date used for analysis.

Primary Source: Cleveland Department of Public Health

Organization: Cleveland Department of Public Health

**Cleveland Department of Public Health**  
75 Erieview Plaza, Floor 3  
Cleveland, Ohio 44114  
Office: 216-420-7743  
Fax: 216-664-6159