



COVID-19 WATCH

Weekly Coronavirus Disease (COVID-19) Surveillance Report
Friday, October 14, 2022

Report Contents

Page 1: Key Findings

Pages 2-3: Overview & Summary

Pages 4-7: Case Demographics

Pages 8-9: Vaccine Demographics

Pages 10-11: Booster Demographics

Pages 12-13: Hospitalization Metrics

Page 14: Death Metrics

Pages 15-17: City vs County Trends

Page 18: Metadata

If you have questions concerning the information in this report, email us at covidreport@clevelandohio.gov

Cleveland Department of Public Health
75 Erieview Plaza, Floor 3
Cleveland, Ohio 44114
Office: 216-420-7743
Fax: 216-664-6159

The purpose of the COVID-19 Watch is to summarize the coronavirus surveillance in the City of Cleveland, Ohio. This summary report reflects the period starting from February 15, 2020 until October 8, 2022.

What Matters Most

1. Cleveland COVID-19 cases held steady during the week of October 2nd with 229 new cases and a rate of 60 new cases per 100,000 residents. This was significantly lower than the rate in all of Ohio which was 103 new cases per 100,000 residents. The true incidence is likely higher due to positive home tests throughout the state that may not be reported to the health department. CDPH recommends staying up to date with COVID-19 vaccination.
2. Over 396 Cleveland residents received a COVID-19 shot this week. As of October 11th, 56.6% of Cleveland residents have received any dose of a COVID-19 vaccine, 49.8% have completed their primary vaccination series, and 24.8% have received a booster dose. Appointments for adults and children can be made by calling 216-664-2222 or visiting gettheshot.coronavirus.gov.
3. Since updated bivalent boosters became available for people ages 12 and older over Labor Day weekend, over 22,000 Cleveland residents have received a bivalent COVID-19 booster shot. The bivalent booster shot provides protection against Omicron and its subvariants that were responsible for the highest weekly rate of COVID-19 cases, hospitalizations, and deaths during the winter of 2021. These bivalent booster shots can help prevent a comparable COVID-19 wave this fall/winter.
4. This week, the FDA expanded the emergency use authorization (EUA) of the bivalent COVID-19 boosters to include children as young as 5 years old. Soon after, the CDC provided their recommendation for use of these boosters in young children. Both Pfizer/BioNTech and Moderna started shipping pediatric doses of the updated booster following receipt of the EUA, and distribution is expected to begin next week.
5. October is the best time to get both a COVID-19 booster and flu shot that will last until through the fall and winter months. Getting both your COVID-19 booster and flu shot at the same time is safe and won't weaken your immune system.



CITY OF CLEVELAND
Mayor Justin M. Bibb



Cleveland Department of Public Health

COVID-19 WATCH

Weekly Coronavirus Disease (COVID-19) Surveillance Report
Friday, October 14, 2022

COVID-19 Summary

MEASURE	TOTAL	CONFIRMED	PROBABLE
Cases	94,338	84,048	10,290
Deaths*	1,026	936	90
Hospitalizations	5,582	5,537	45

Weekly Summary

MEASURE	TOTAL	CONFIRMED	PROBABLE
Cases	229	199	30
Hospitalizations	14	14	0

Vaccine Summary**

MEASURE	TOTAL ▼
Total residents who received any dose	216,981
Completed	191,053
Boosted	95,180
Individuals vaccinated by CDPH***	43,936

Cleveland Department of Public Health
75 Erievue Plaza, Floor 3
Cleveland, Ohio 44114
Office: 216-420-7743
Fax: 216-664-6159

*Final cause of death can take weeks to determine and so the number of deaths in the previous weeks are subject to change as more information is reported from ODH.

**Vaccine data were exported from the DataOhio Portal on October 11, 2022. Vaccination summaries include vaccinations administered to Cleveland residents by any supplier. In CDPH data reporting, individuals are counted in every group of which they meet the criteria. For example, a Cleveland resident who has completed a primary series and received a booster will be included in the counts of each group. Please note, the criteria to have "Completed a Primary Series" differs for individuals who are moderately to severely immunocompromised.

*** Includes both Cleveland residents and non-residents.

Note: See page 18 for "Confirmed" and "Probable" case definitions.

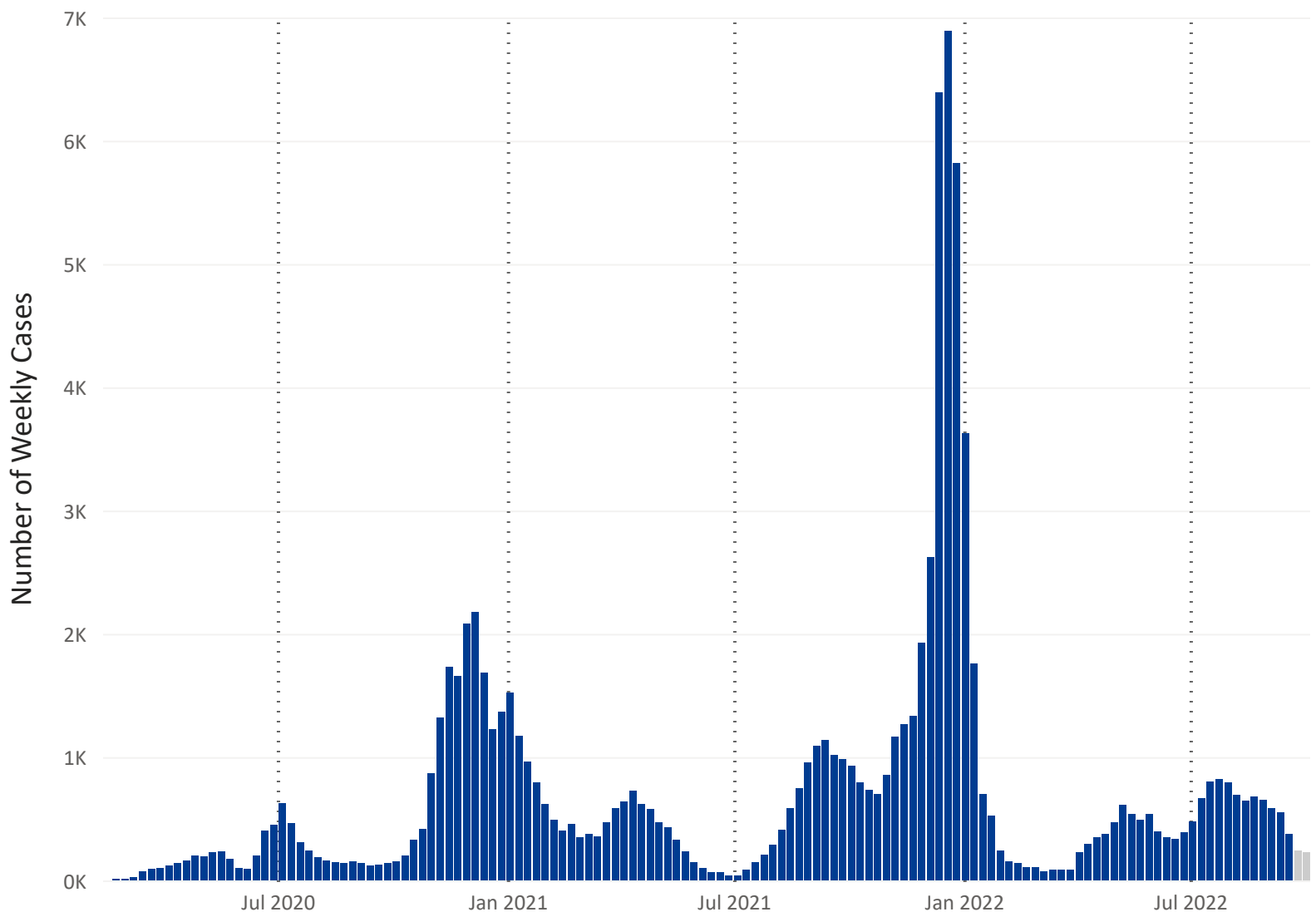


COVID-19 WATCH

Weekly Coronavirus Disease (COVID-19) Surveillance Report
Friday, October 14, 2022

Total Cases by Specimen Collection Date as of October 8, 2022

Figure 1. City of Cleveland COVID-19 Total Cases by Reporting Week (Feb 15, 2020 - Oct 08, 2022) (based on 94,337 cases)



Cleveland Department of Public Health

75 Erievue Plaza, Floor 3
Cleveland, Ohio 44114
Office: 216-420-7743
Fax: 216-664-6159

Note: If test date is unknown, the earliest known date associated with a case is used. One confirmed case reported before February 15 is not included in this graph. Ongoing data cleaning processes and delays in reporting will fluctuate the total number of cases from the previous weeks.

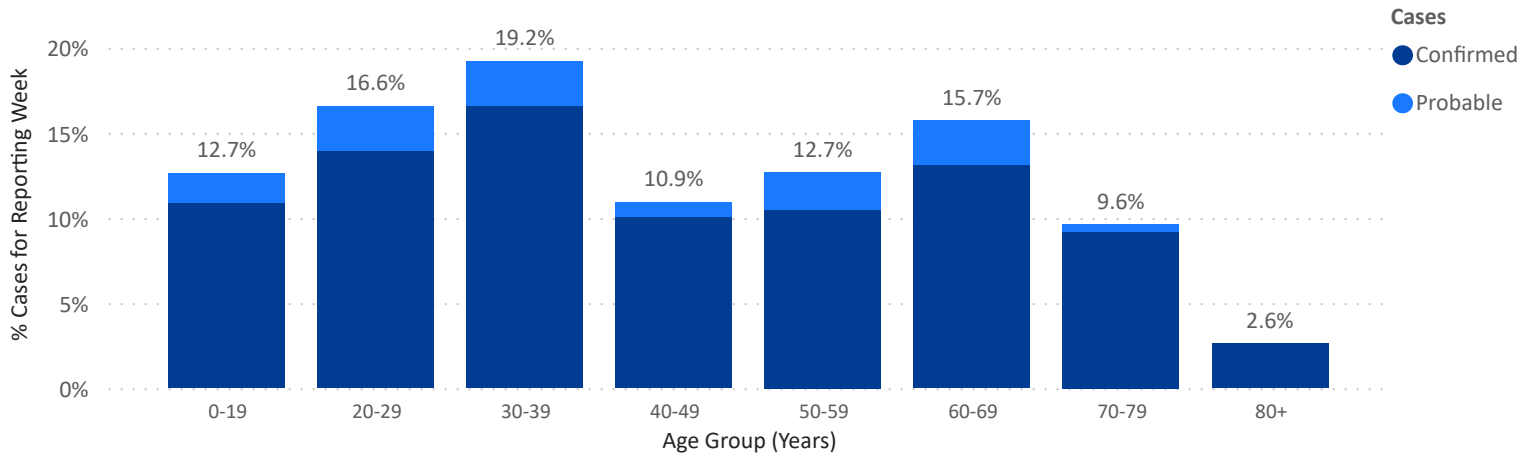


COVID-19 WATCH

Weekly Coronavirus Disease (COVID-19) Surveillance Report
Friday, October 14, 2022

Cases by Age Group

Figure 2. Reporting Week City of Cleveland COVID-19 Cases by Age (Oct 02, 2022 - Oct 08, 2022) (based on 229 cases)



43.03

Average Age

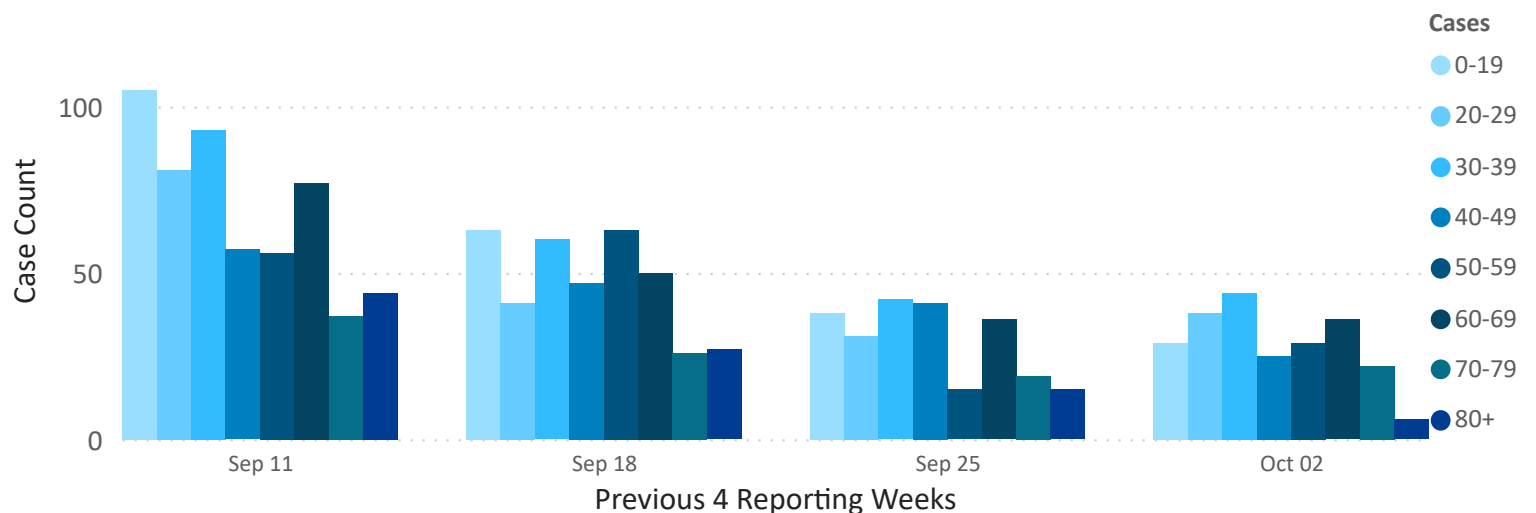
0

Min Age

88

Max Age

Figure 3. COVID-19 Cases in City of Cleveland by Age (Sep 11, 2022 - Oct 08, 2022) (based on 1,393 cases)



42.97

Average Age

0

Min Age

99

Max Age

Cleveland Department of Public Health

75 Erieview Plaza, Floor 3

Cleveland, Ohio 44114

Office: 216-420-7743

Fax: 216-664-6159

Note: Figure 3 does not include 1 case whose ages are unknown. See page 18 for "Confirmed" and "Probable" case definitions.



COVID-19 WATCH

Weekly Coronavirus Disease (COVID-19) Surveillance Report
Friday, October 14, 2022

Cases by Gender

Figure 4. City of Cleveland COVID-19 Cases by Gender (Oct 02, 2022 - Oct 08, 2022) (based on 229 cases)

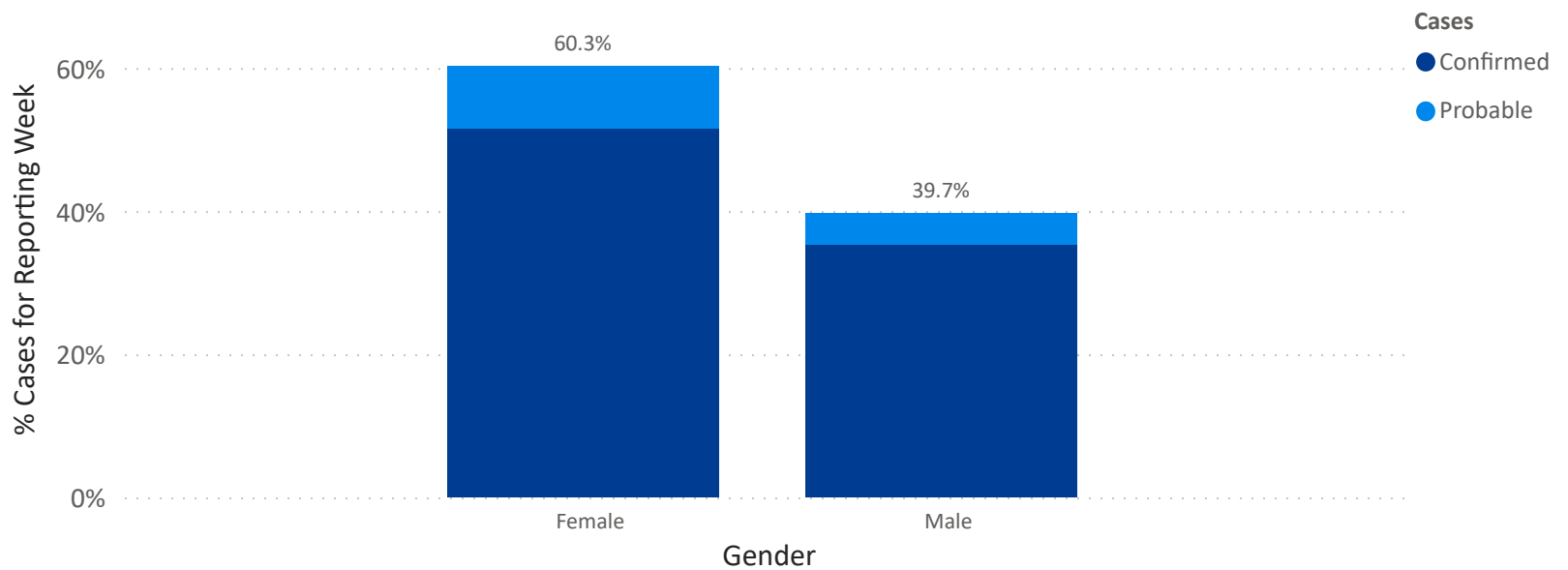
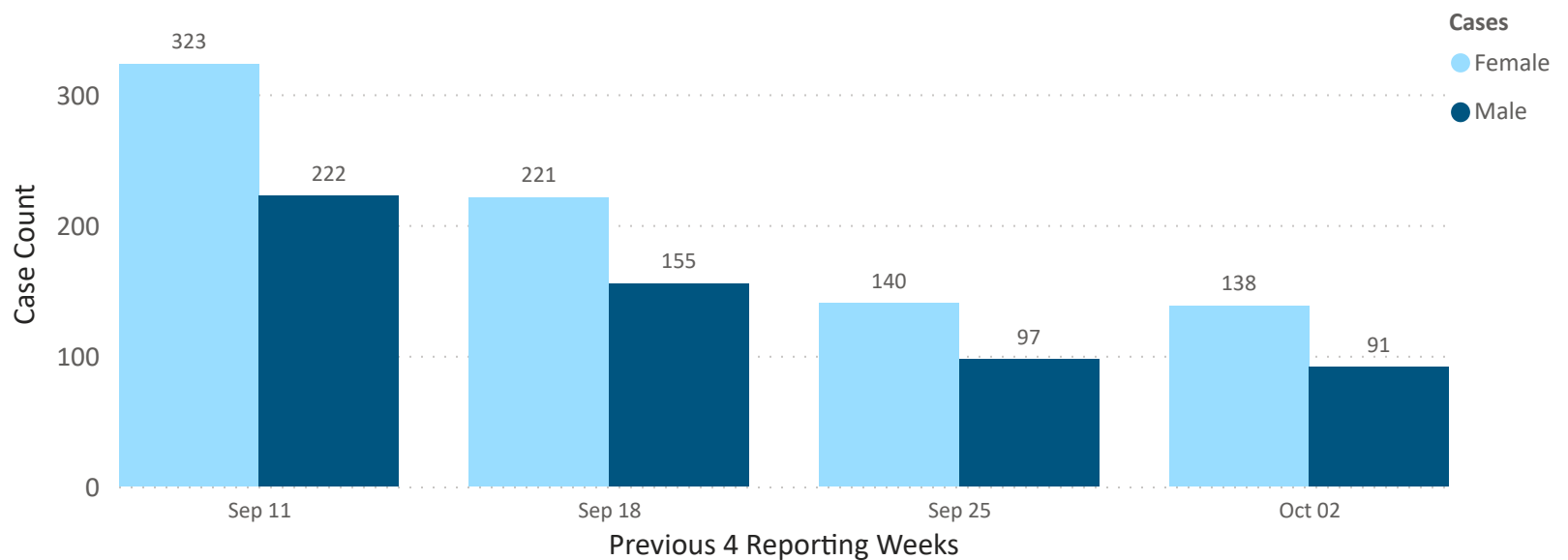


Figure 5. COVID-19 Cases in City of Cleveland by Gender (Sep 11, 2022 - Oct 08, 2022) (based on 1,387 cases)



Cleveland Department of Public Health
75 Erievue Plaza, Floor 3
Cleveland, Ohio 44114
Office: 216-420-7743
Fax: 216-664-6159

Note: Figure 5 does not include 7 cases whose sex is unknown.

Cases by Race

Figure 6. City of Cleveland COVID-19 Cases by Race (Oct 02, 2022 - Oct 08, 2022) (based on 211 cases)

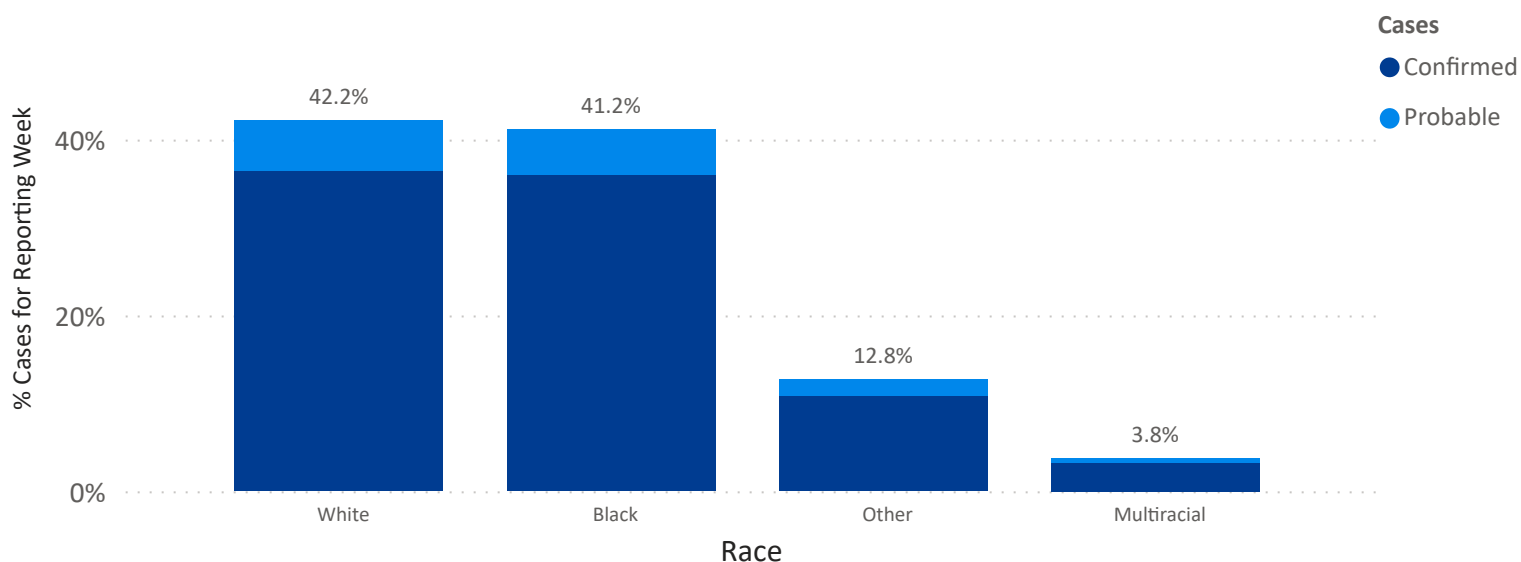
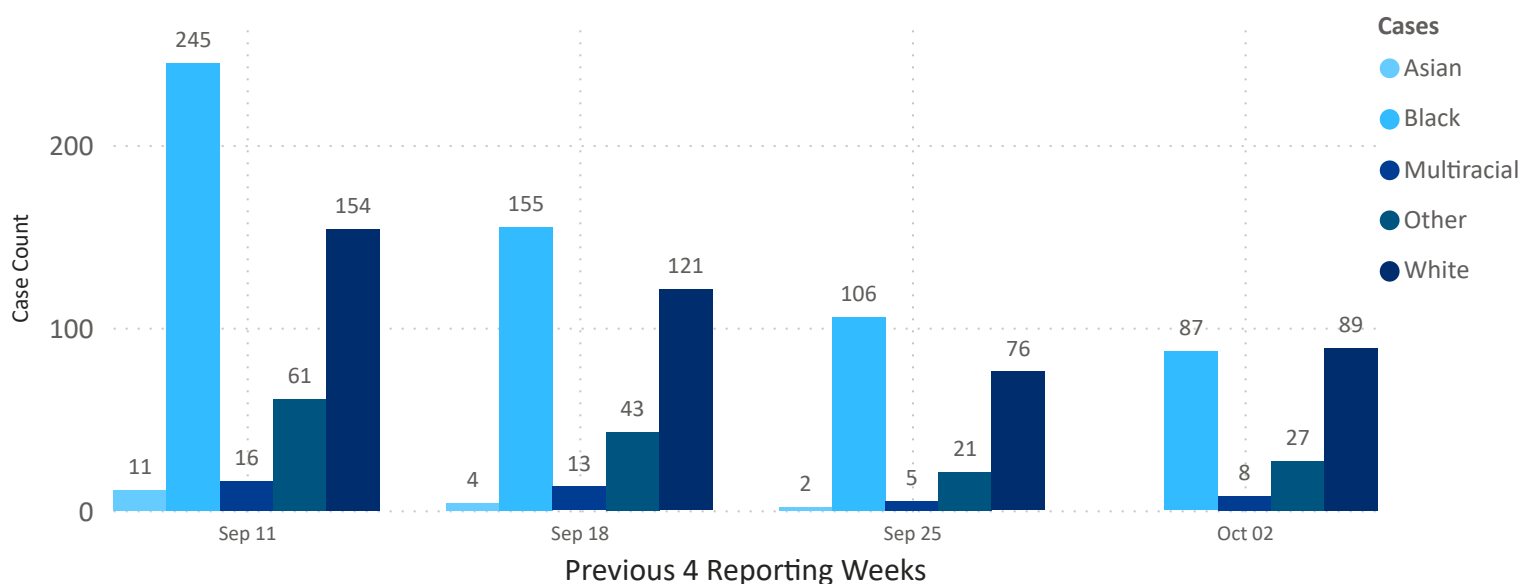


Figure 7. COVID-19 Cases in City of Cleveland by Race (Sep 11, 2022 - Oct 08, 2022) (based on 1,244 cases)





COVID-19 WATCH

Weekly Coronavirus Disease (COVID-19) Surveillance Report
Friday, October 14, 2022

Cases by Ethnicity

Figure 8. City of Cleveland COVID-19 Cases by Ethnicity (Oct 02, 2022 - Oct 08, 2022) (based on 229 cases)

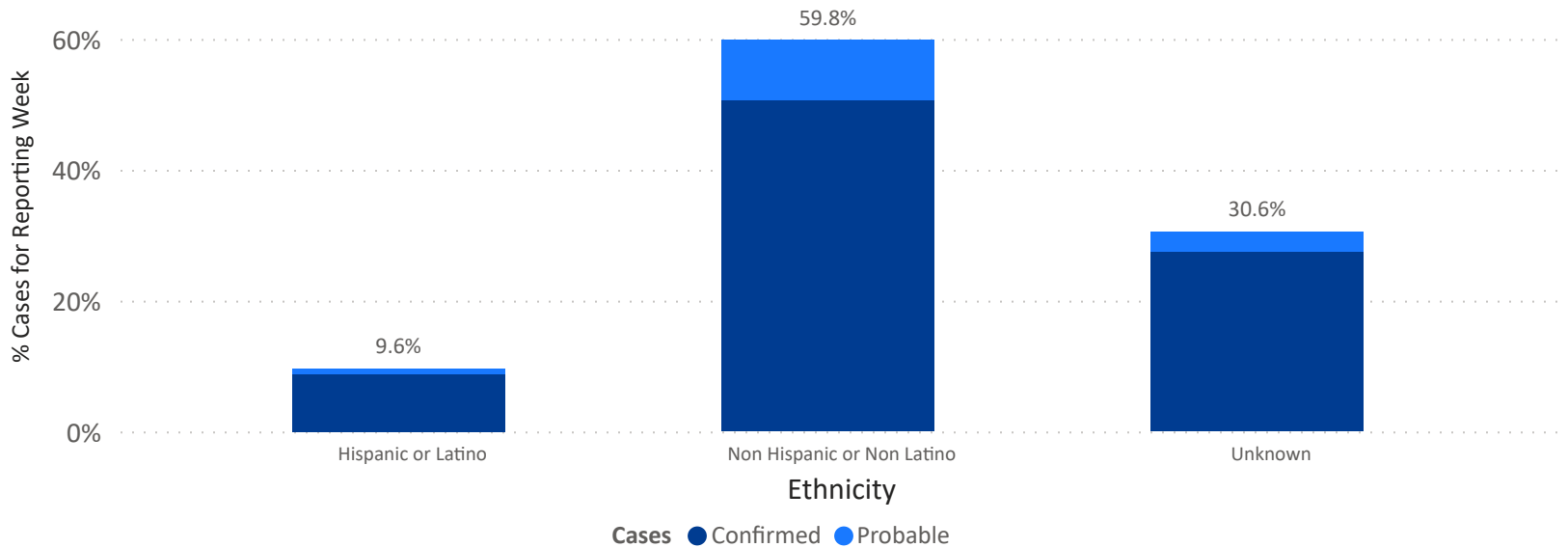
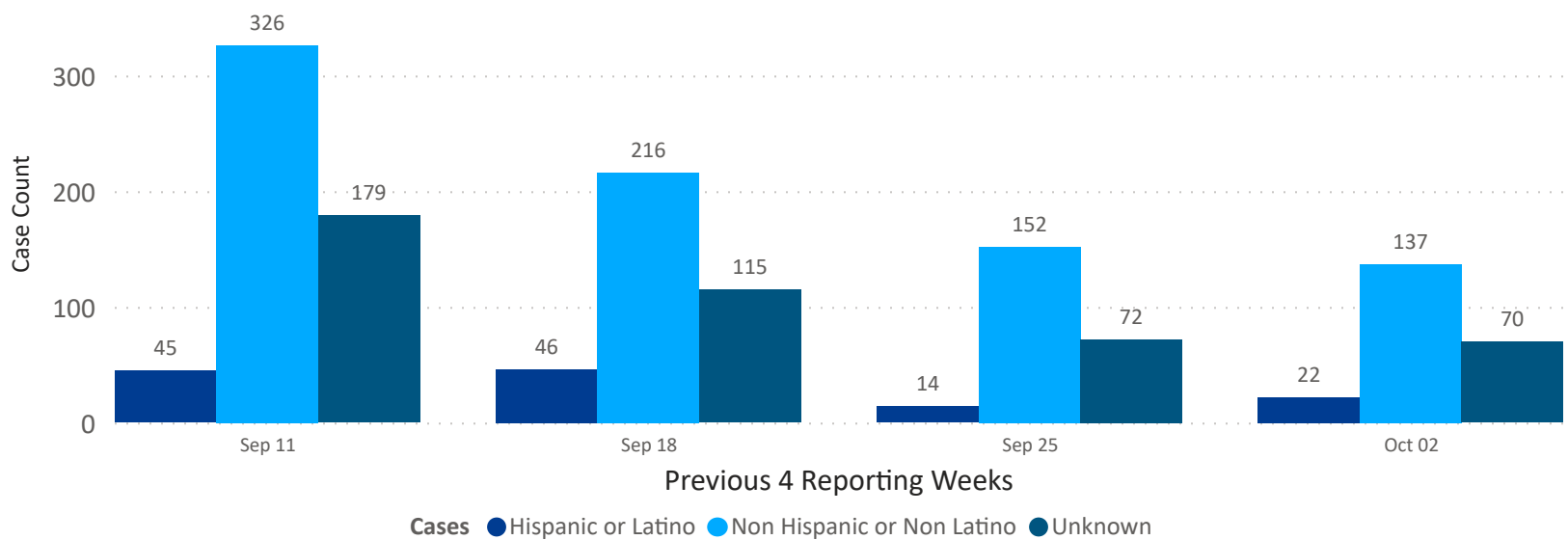


Figure 9. COVID-19 Cases in City of Cleveland by Ethnicity (Sep 11, 2022 - Oct 08, 2022) (based on 1,394 cases)



Cleveland Department of Public Health
75 Erieview Plaza, Floor 3
Cleveland, Ohio 44114
Office: 216-420-7743
Fax: 216-664-6159



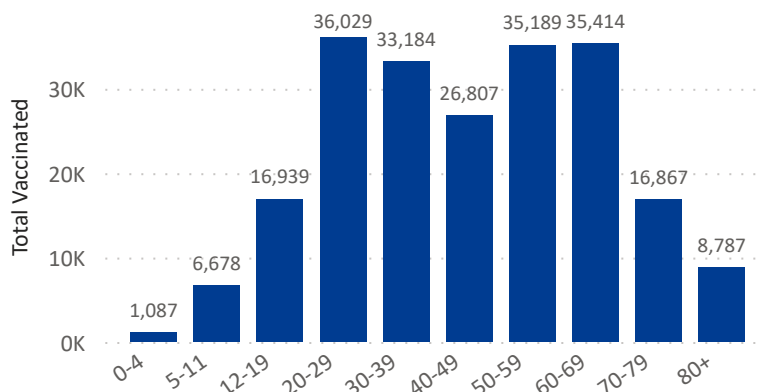
COVID-19 WATCH

Weekly Coronavirus Disease (COVID-19) Surveillance Report
Friday, October 14, 2022

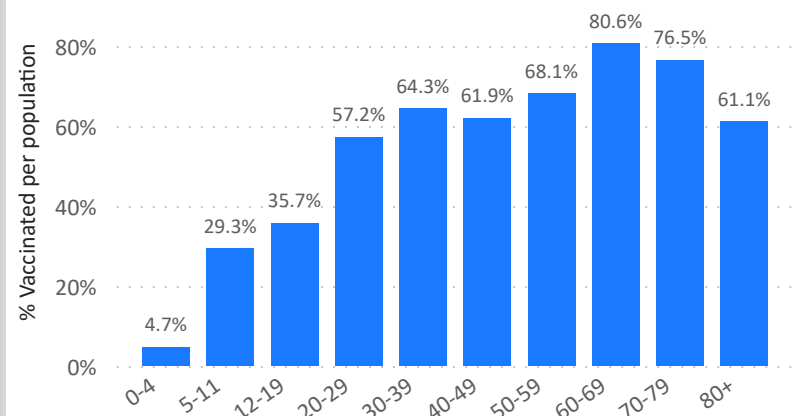
Demographics of Cleveland Residents who have received any dose of vaccine through October 8, 2022

Age Groups

Number of Vaccinated Cleveland Residents by Age Group (based on 216,981 residents)

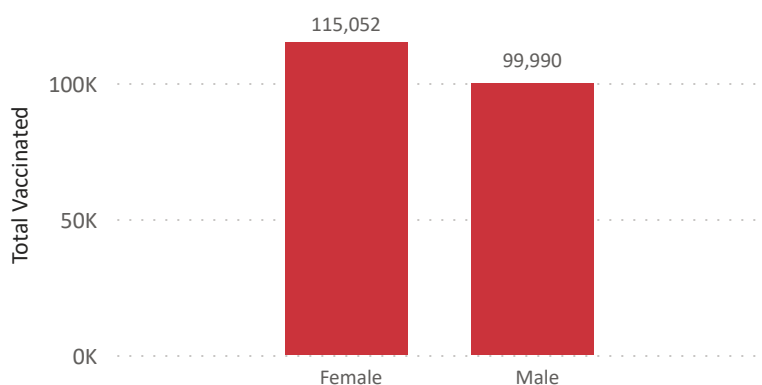


% of Cleveland Residents Vaccinated per Age Group

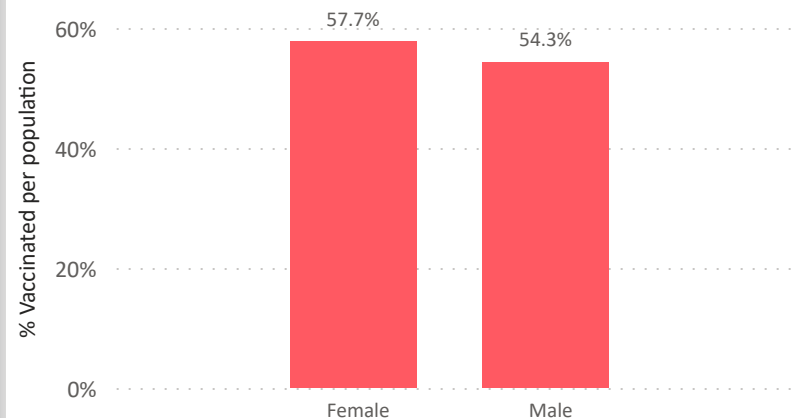


Sex

Number of Vaccinated Cleveland Residents by Sex (based on 215,042 residents)



% of Cleveland Residents Vaccinated per Sex



Cleveland Department of Public Health
75 Erieview Plaza, Floor 3
Cleveland, Ohio 44114
Office: 216-420-7743
Fax: 216-664-6159

The total Cleveland population of 383,331 along with the age, race, sex, and ethnicity data are estimates reported by the US Census Bureau 2019. There are no estimates for "Unknown" or "Other" sex and age groups, so percent of population cannot be calculated for these groups. Data for % Vaccinated out of total population graphs can be read, for example, "76.5 % of the 70-79 year old population in Cleveland have received at least one dose of the COVID-19 vaccine". Sex graph does not include 1,874 "unknown" and 65 "other".

These graphs represent Cleveland residents who received any dose of a COVID-19 vaccine.



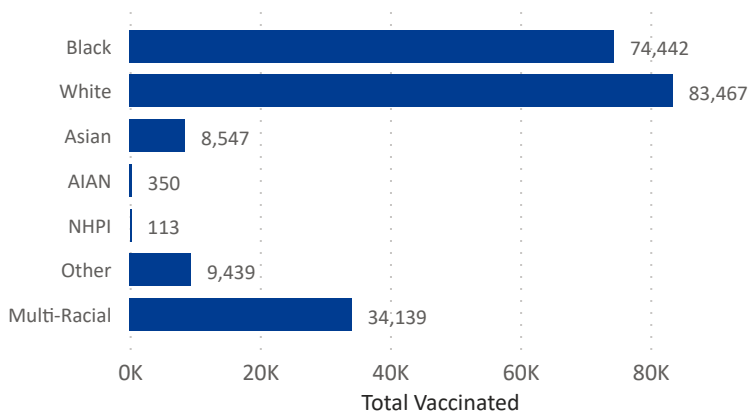
COVID-19 WATCH

Weekly Coronavirus Disease (COVID-19) Surveillance Report
Friday, October 14, 2022

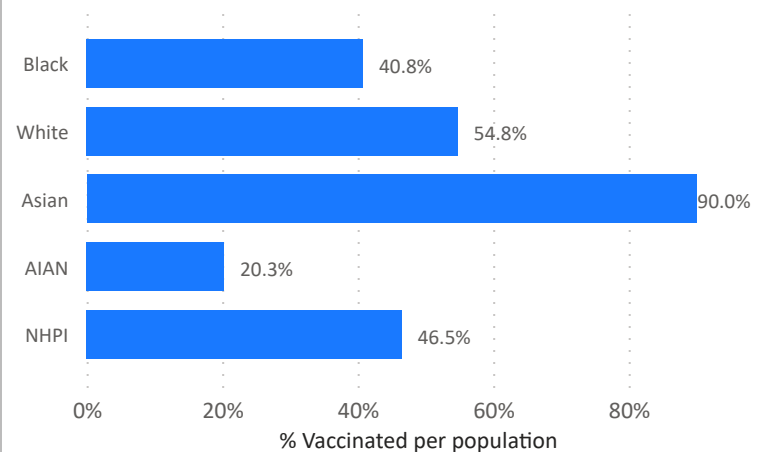
Demographics of Cleveland Residents who have received any dose of vaccine through October 8, 2022

Race

Number of Vaccinated Cleveland Residents by Race (based on 210,497 residents)

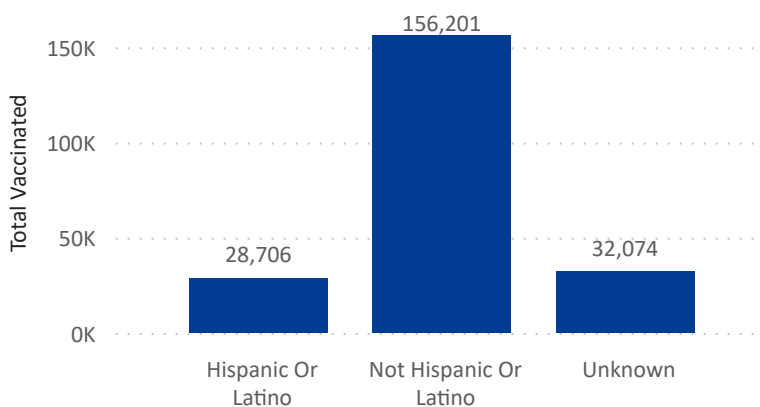


% of Cleveland Residents Vaccinated per Race Population

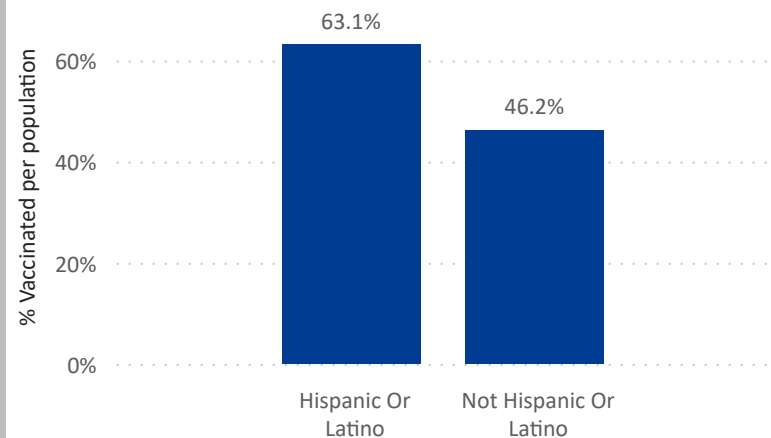


Ethnicity

Number of Vaccinated Cleveland Residents by Ethnicity (based on 216,981 residents)



% of Cleveland Residents Vaccinated per Ethnicity



Cleveland Department of Public Health
75 Erieview Plaza, Floor 3
Cleveland, Ohio 44114
Office: 216-420-7743
Fax: 216-664-6159

The total Cleveland population of 383,331 along with the age, race, sex, and ethnicity data are estimates reported by the US Census Bureau 2019. There are no population estimates for "Unknown" and "Other" race and ethnicity categories, so % population cannot be calculated for these groups. AIAN = American Indian/Alaska Native; NHPI = Native Hawaiian/Pacific Islander. Other race does not include two or more races. Race graph does not include 6,484 unknown race. These graphs represent Cleveland residents who received any dose of a COVID-19 vaccine.



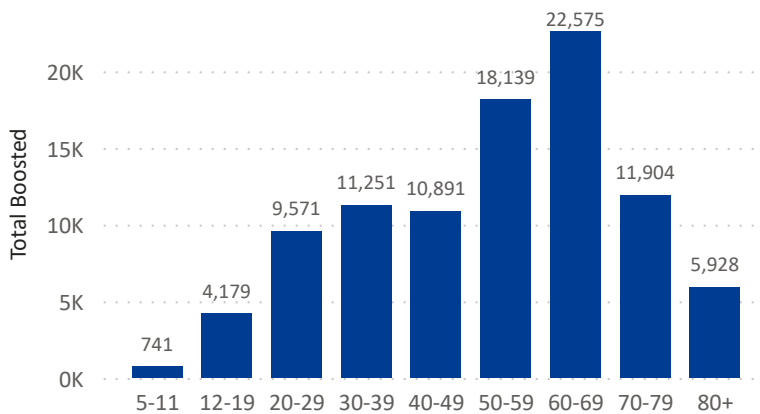
COVID-19 WATCH

Weekly Coronavirus Disease (COVID-19) Surveillance Report
Friday, October 14, 2022

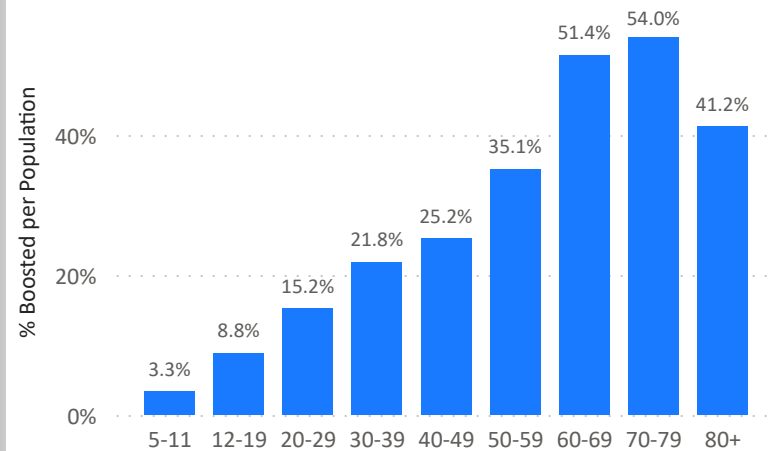
Demographics of Cleveland Residents who received a booster dose through October 8, 2022

Age Groups

Number of Boosted Cleveland Residents by Age Group (based on 95,179 residents)

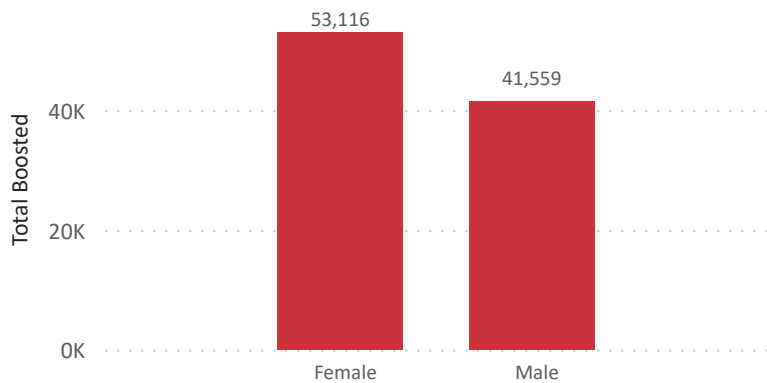


% of Cleveland Residents Boosted by Age Group

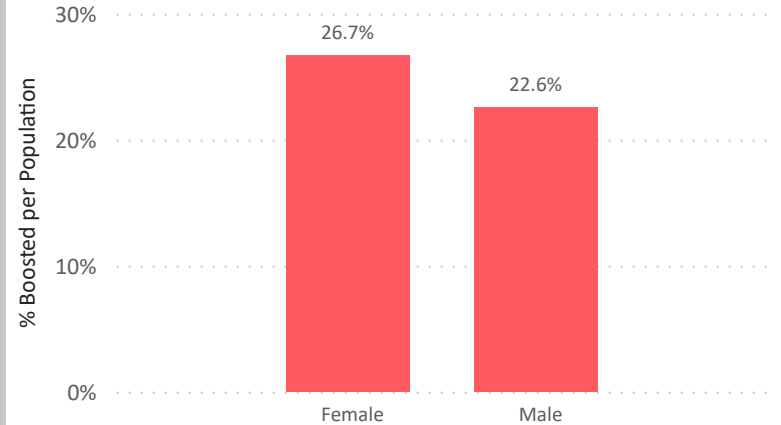


Sex

Number of Boosted Cleveland Residents by Sex (based on 94,675 residents)



% of Cleveland Residents Boosted per Sex



Cleveland Department of Public Health
75 Erieview Plaza, Floor 3
Cleveland, Ohio 44114
Office: 216-420-7743
Fax: 216-664-6159

The total Cleveland population of 383,331 along with the age, race, sex, and ethnicity data are estimates reported by the US Census Bureau 2019. There are no estimates for "Unknown" or "Other" sex and age groups, so percent of population cannot be calculated for these groups. Data for % boosted out of total population graphs can be read as, for example, "41.2% of the 80+ year old population in Cleveland have received their booster dose". Sex graph does not include 485 "Unknown" and 20 "Other". These graphs represent Cleveland residents who received a booster dose. Boosted % represents number of people who received their booster dose among the population of that group.



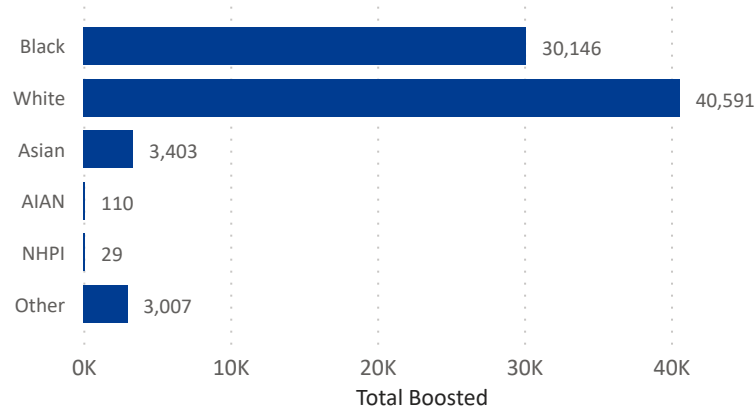
COVID-19 WATCH

Weekly Coronavirus Disease (COVID-19) Surveillance Report
Friday, October 14, 2022

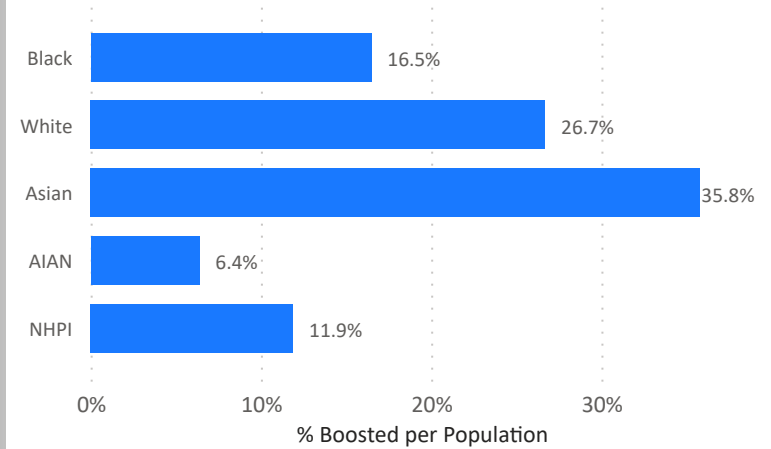
Demographics of Cleveland Residents who received a booster dose through October 8, 2022

Race

Number of Boosted Cleveland Residents by Race (based on 77,286 residents)

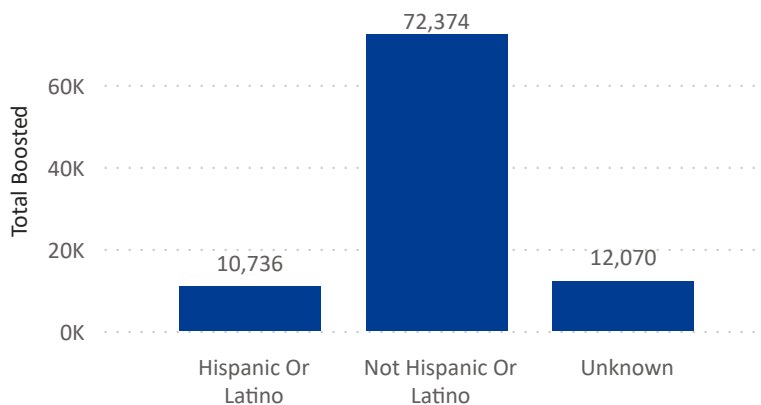


% of Cleveland Residents Boosted per Race Population

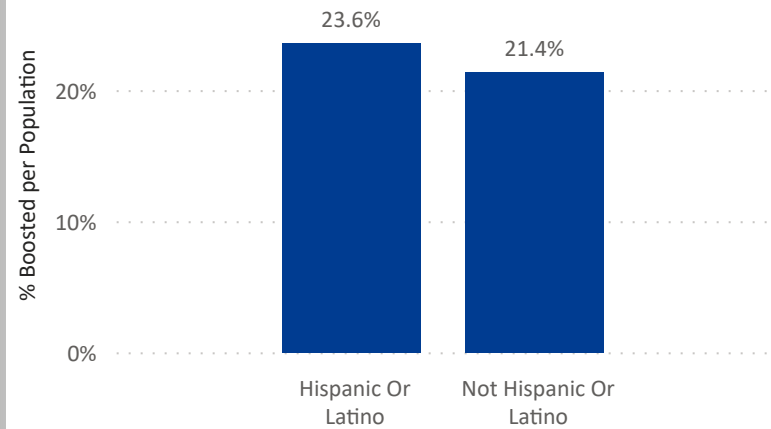


Ethnicity

Number of Boosted Cleveland Residents by Ethnicity (based on 95,180 residents)



% of Cleveland Residents Boosted per Ethnicity



Cleveland Department of Public Health
75 Erievue Plaza, Floor 3
Cleveland, Ohio 44114
Office: 216-420-7743
Fax: 216-664-6159

The total Cleveland population of 383,331 along with the age, race, sex, and ethnicity data are estimates reported by the US Census Bureau 2019. There are no population estimates for "Unknown" and "Other" race and ethnicity categories, so % population cannot be calculated for these groups. AIAN = American Indian/Alaska Native; NHPI = Native Hawaiian/Pacific Islander. Other race does not include two or more races. Race graph does not include 16,111 multi-racial and 1,783 unknown race.

These graphs represent Cleveland residents who received a booster dose. Booster % represents number of people who received their booster dose among the population of that group.

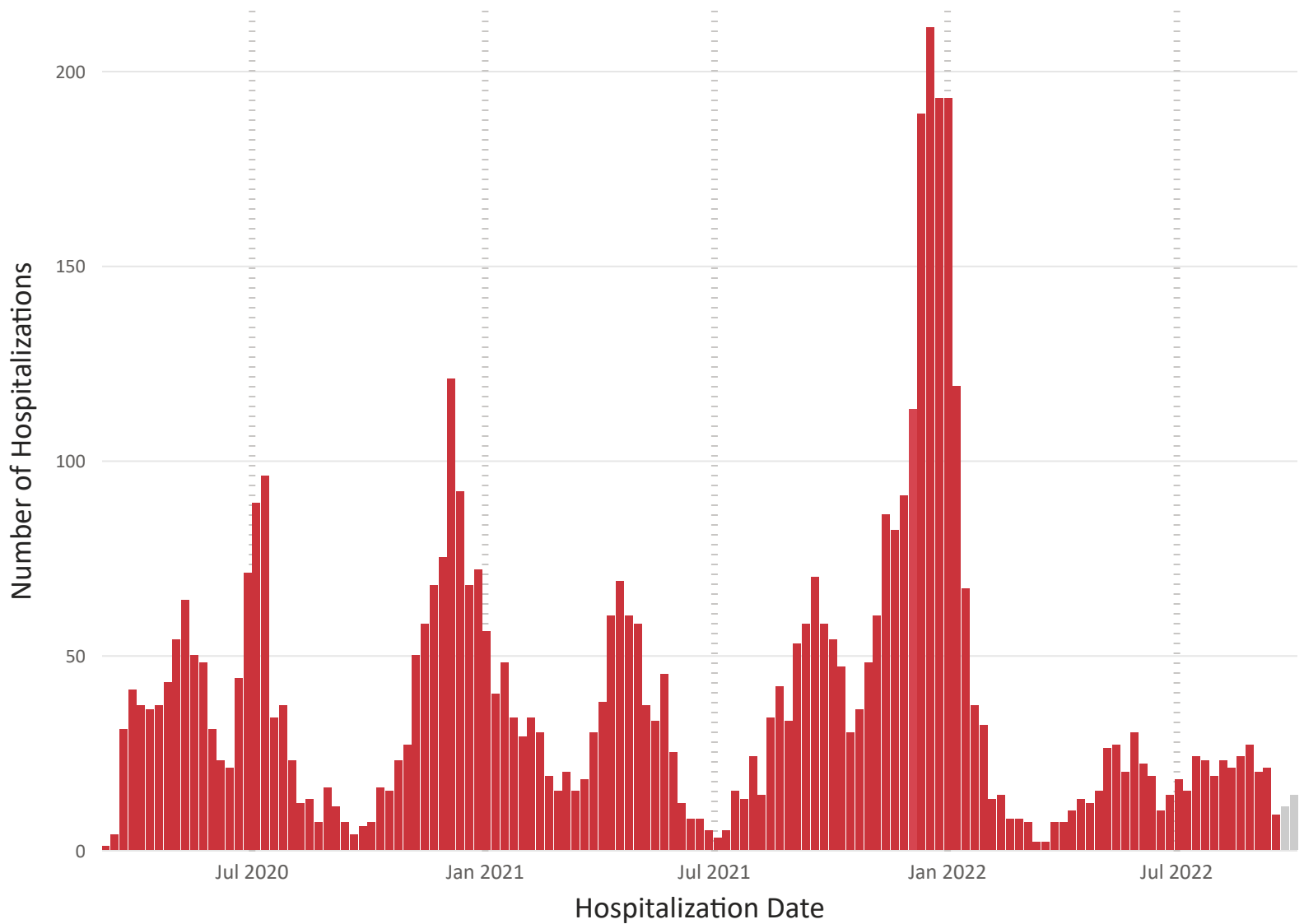


COVID-19 WATCH

Weekly Coronavirus Disease (COVID-19) Surveillance Report
Friday, October 14, 2022

Hospitalization by Admission Date

Figure 10. City of Cleveland COVID-19 Hospitalizations by Reporting Week (Feb 15, 2020 - Oct 08, 2022) (based on 5,194 cases)



Cleveland Department of Public Health
75 Erievue Plaza, Floor 3
Cleveland, Ohio 44114
Office: 216-420-7743
Fax: 216-664-6159

* As of February 12, 2021, hospitalization counts are shown in the present report by hospital admission date. Prior to this date, they had been shown by test date.

* Hospitalization data is preliminary and will be updated in subsequent weeks due to reporting delays.

Note: Figure 10 does not include 387 cases for whom hospital admission date is unknown and 1 case with an admission date prior to February 15, 2020.



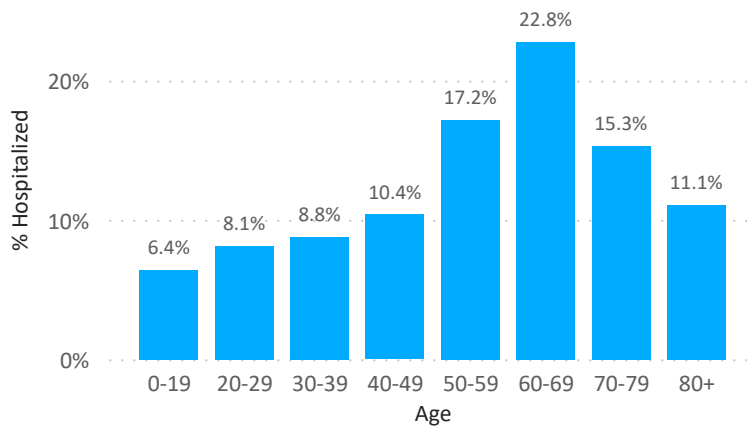
COVID-19 WATCH

Weekly Coronavirus Disease (COVID-19) Surveillance Report
Friday, October 14, 2022

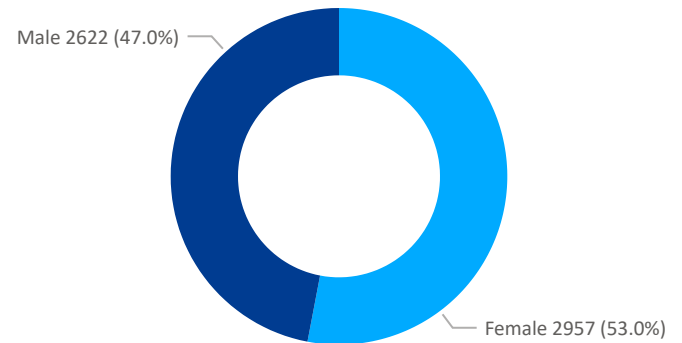
Total Hospitalizations

Figure 11. City of Cleveland COVID-19 Hospitalizations by Demographics (Feb 15, 2020 - Oct 08, 2022) (based on 5,582 cases)

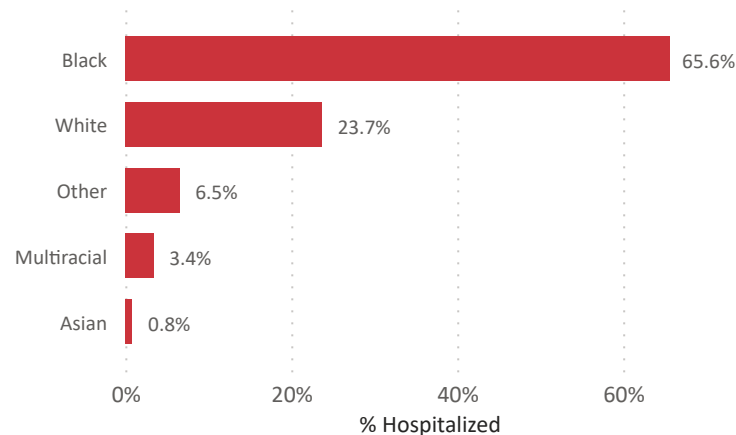
By Age



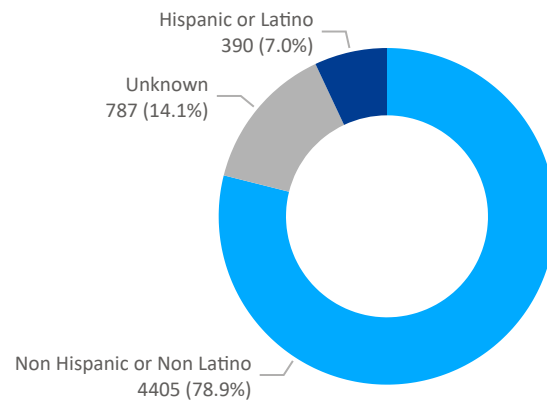
By Gender



By Race



By Ethnicity





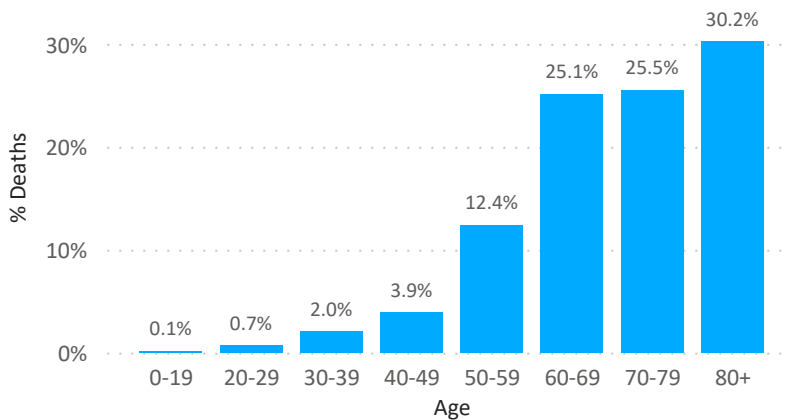
COVID-19 WATCH

Weekly Coronavirus Disease (COVID-19) Surveillance Report
Friday, October 14, 2022

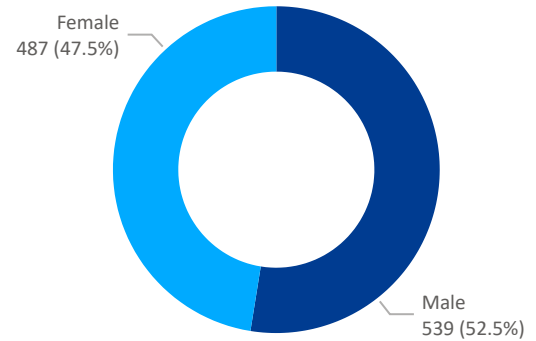
Total Deaths

Figure 12. City of Cleveland COVID-19 Deaths by Demographics (Feb 15, 2020 - Oct 08, 2022) (based on 1,026 cases)

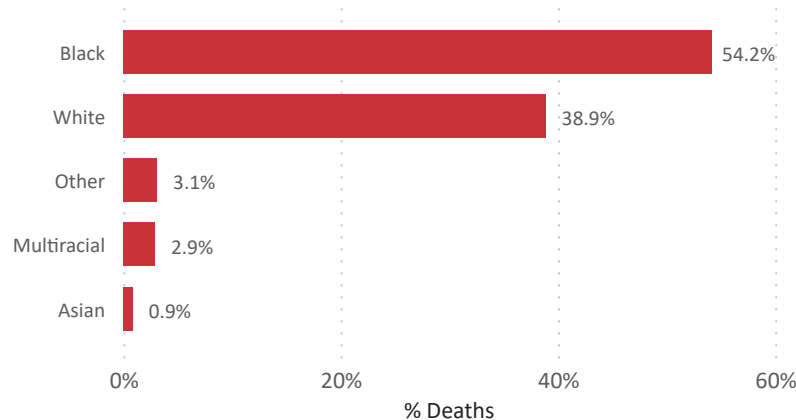
By Age



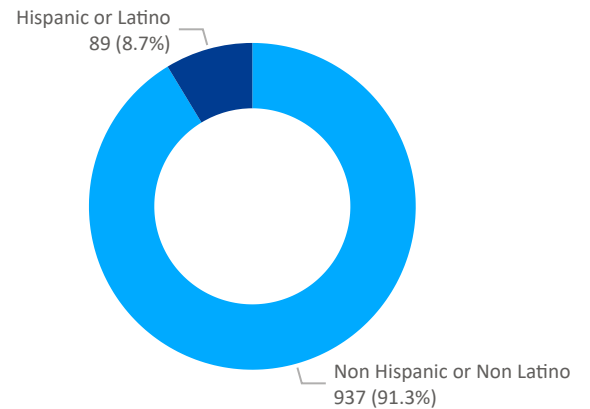
By Gender



By Race



By Ethnicity



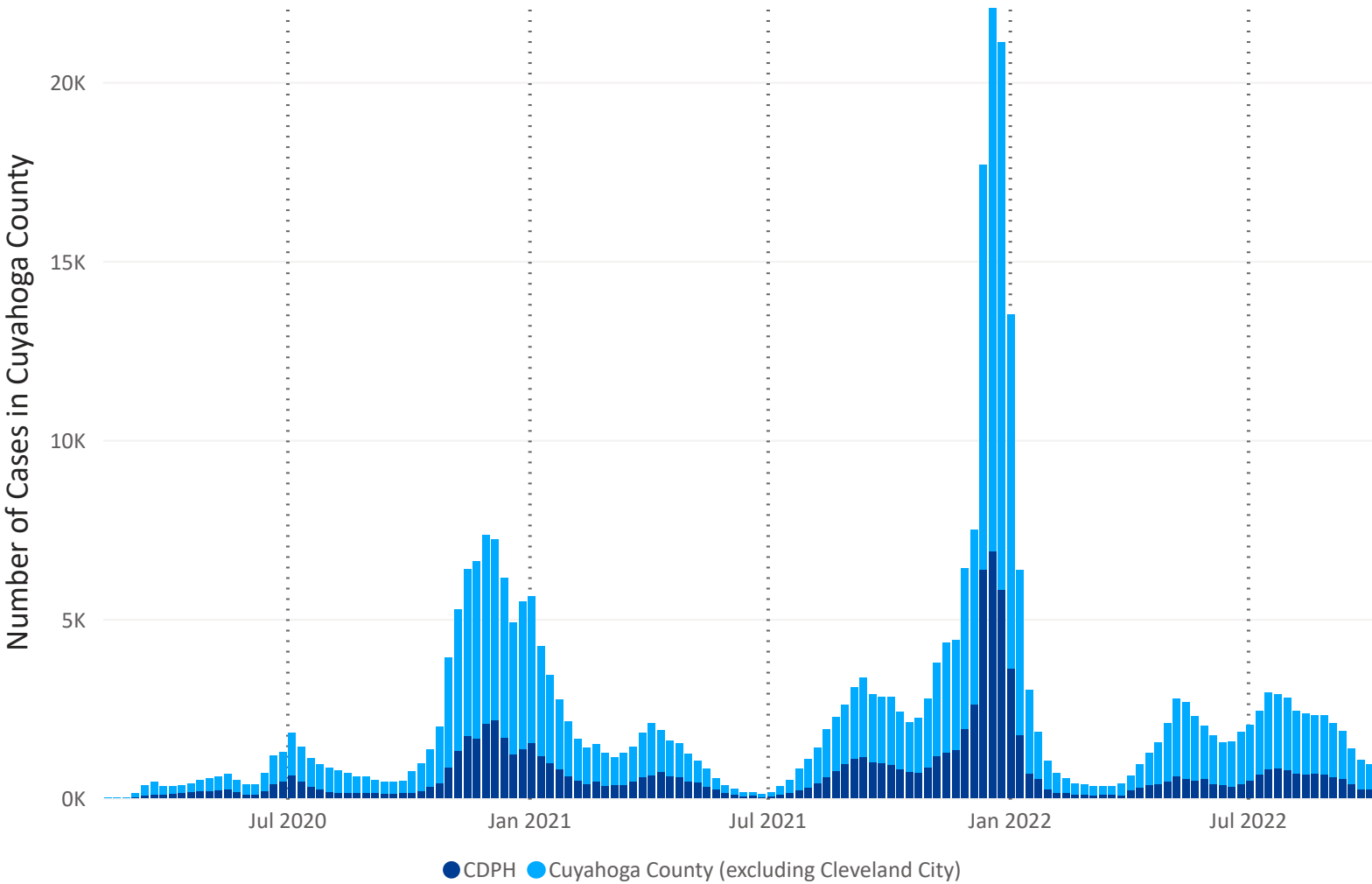


COVID-19 WATCH

Weekly Coronavirus Disease (COVID-19) Surveillance Report
Friday, October 14, 2022

City vs. County Comparisons—Total Number of Cases

Figure 13. Comparison of Total Number of Cases Between the City of Cleveland & Cuyahoga County, Reported Weekly (Feb 15, 2020 - Oct 08, 2022)



94,338

Total Case in Cleveland City

324,272

Total Cases in Cuyahoga County

22.6 %

of Cuyahoga County Cases in Cleveland City

Cleveland Department of Public Health
75 Erievue Plaza, Floor 3
Cleveland, Ohio 44114
Office: 216-420-7743
Fax: 216-664-6159

Note: According to the US Census Bureau, the City of Cleveland represents 31% of the Cuyahoga County population.

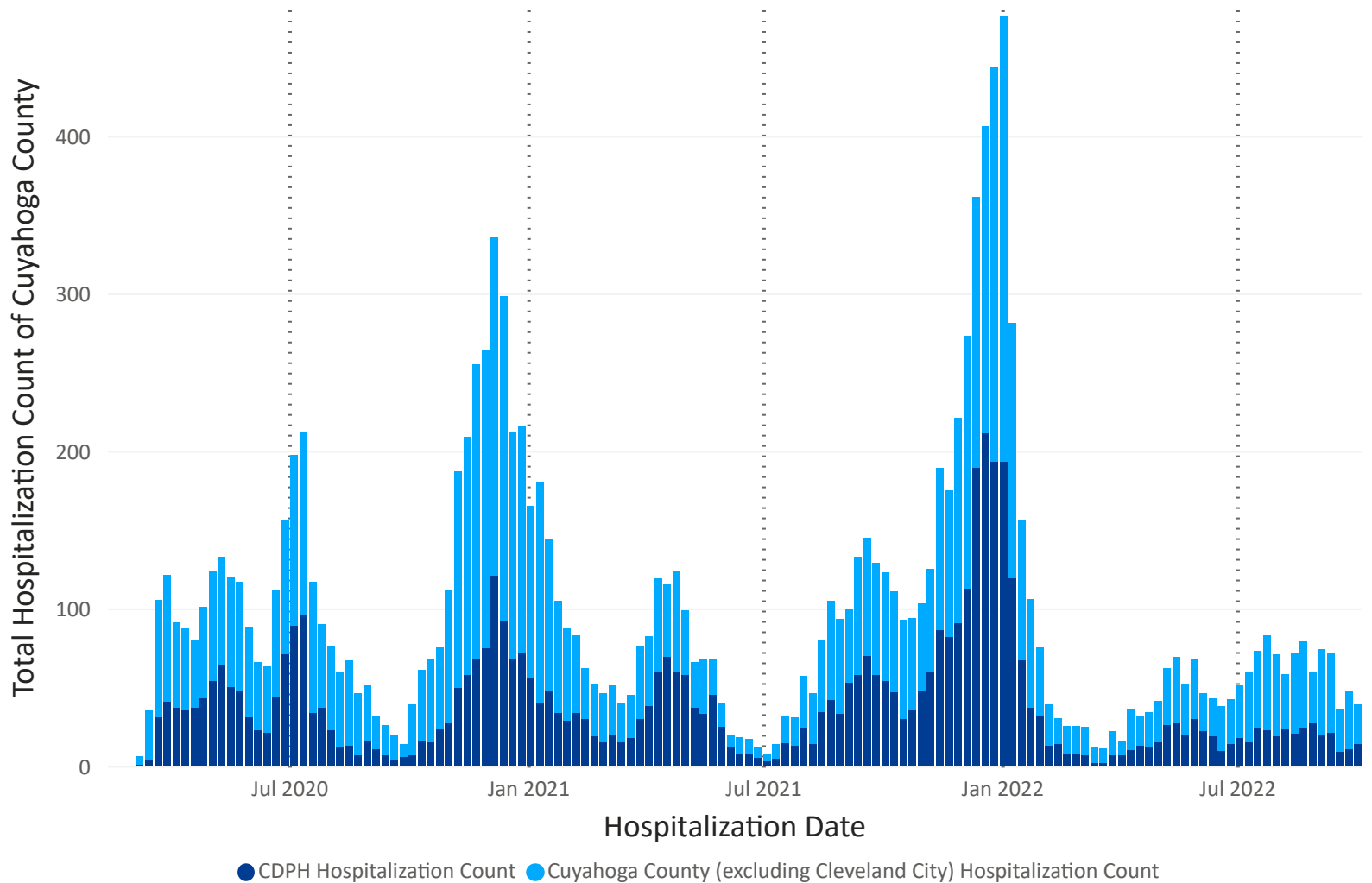


COVID-19 WATCH

Weekly Coronavirus Disease (COVID-19) Surveillance Report
Friday, October 14, 2022

City vs. County Comparisons—Hospitalization Count

Figure 14. Comparison of Hospitalization Counts Between the City of Cleveland & Cuyahoga County, Reported Weekly (Feb 15, 2020 - Oct 08, 2022)



5,582

Total Hospitalizations in Cleveland City

14,200

Total Hospitalizations in Cuyahoga County

28.5%

of Cuyahoga County Hospitalizations
in Cleveland City

Cleveland Department of Public Health
75 Erieview Plaza, Floor 3
Cleveland, Ohio 44114
Office: 216-420-7743
Fax: 216-664-6159

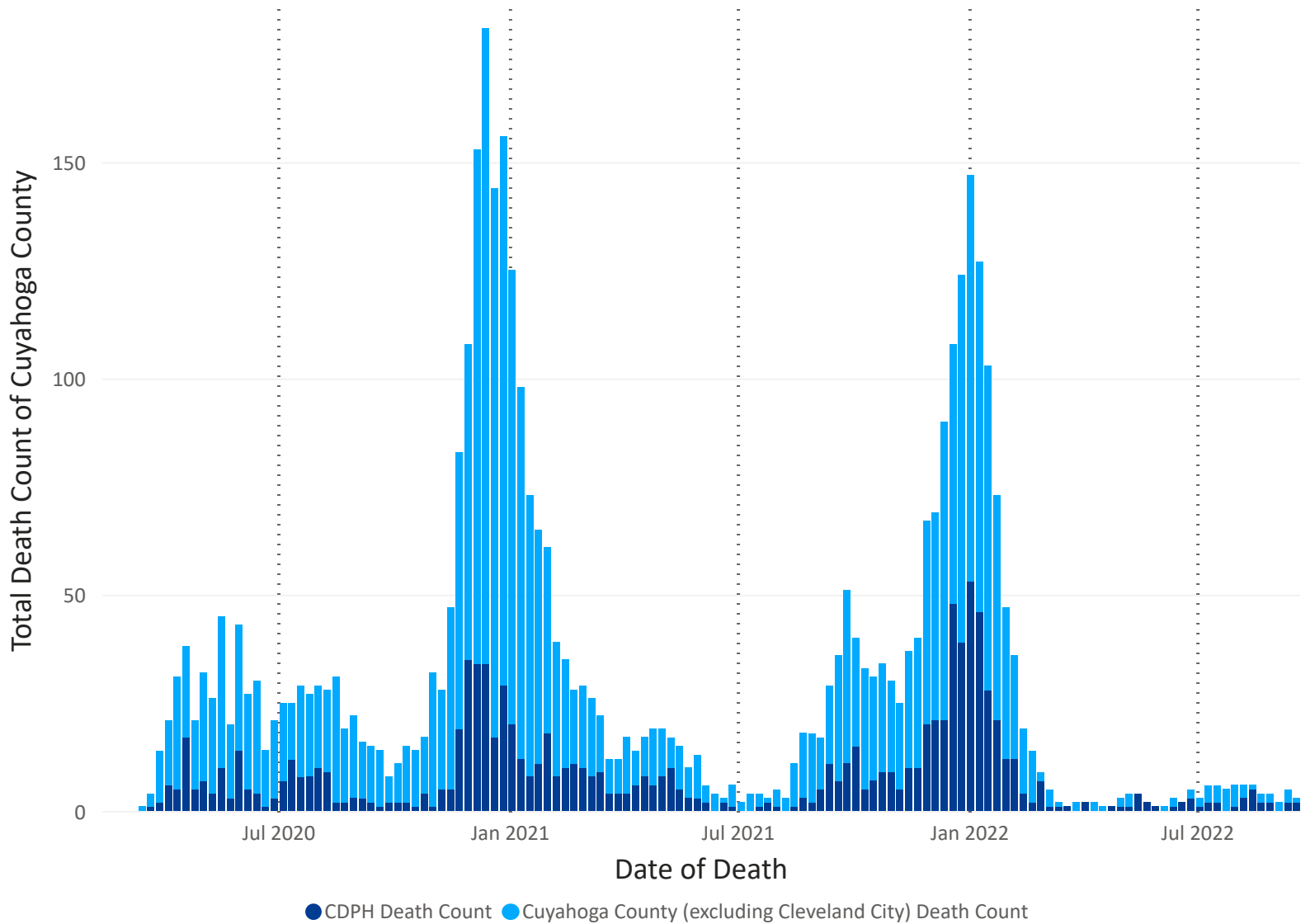


COVID-19 WATCH

Weekly Coronavirus Disease (COVID-19) Surveillance Report
Friday, October 14, 2022

City vs. County Comparisons—Deaths

Figure 15. Comparison of Death Counts Between the City of Cleveland & Cuyahoga County, Reported Weekly (Feb 15, 2020 - Oct 08, 2022)



Cleveland Department of Public Health
75 Erieview Plaza, Floor 3
Cleveland, Ohio 44114
Office: 216-420-7743
Fax: 216-664-6159



COVID-19 WATCH

Weekly Coronavirus Disease (COVID-19) Surveillance Report
Friday, October 14, 2022

Disclaimers

The Cuyahoga County numbers are approximate and have been populated using the DataOhio Portal.

Case Definitions: Confirmed: Meets confirmatory laboratory evidence. NOTE: People with no symptoms and with a confirmatory positive test are reportable as confirmed cases. **Probable:** 1} Does not have a confirmatory positive test but meets symptom(s) criteria **AND** has had close contact with someone who has a confirmed case of SARS-CoV-2. 2} Has a positive antigen test **AND** was reported on or after 11/1/2020. (For reports received prior to 11/1/2020: Has a positive antigen test **AND** either meets symptom(s) criteria **OR** has had close contact with someone who has a confirmed case of SARS-CoV-2). 3} No confirmatory positive test for but SARS-CoV-2 is listed on the death certificate as a cause of death.

Metadata

This data report reflects the period starting from February 15, 2020 through October 8, 2022 for the City of Cleveland, Ohio.

Total Cases represent confirmed and probable cases.

Cleveland City data and Cuyahoga County data are compiled on October 11, 2022 using the DataOhio Portal.

Population and demographic data are from the US Census Bureau's 2020 estimates.

Data is preliminary and subject to change.

There may be a delay in reporting.

Data is reported by test date. If test date is unknown, date reported is used as a substitute for the test date. The number of cases can vary based on date used for analysis.

Primary Source: Cleveland Department of Public Health

Organization: Cleveland Department of Public Health

Cleveland Department of Public Health
75 Erieview Plaza, Floor 3
Cleveland, Ohio 44114
Office: 216-420-7743
Fax: 216-664-6159