



# COVID-19 WATCH

Weekly Coronavirus Disease (COVID-19) Surveillance Report  
Friday, October 28, 2022

## Report Contents

**Page 1:** Key Findings

**Pages 2-3:** Overview & Summary

**Pages 4-7:** Case Demographics

**Pages 8-9:** Vaccine Demographics

**Pages 10-11:** Booster Demographics

**Pages 12-13:** Hospitalization Metrics

**Page 14:** Death Metrics

**Pages 15-17:** City vs County Trends

**Page 18:** Metadata

If you have questions concerning the information in this report, email us at [covidreport@clevelandohio.gov](mailto:covidreport@clevelandohio.gov)

Cleveland Department of Public Health  
75 Erieview Plaza, Floor 3  
Cleveland, Ohio 44114  
Office: 216-420-7743  
Fax: 216-664-6159

*The purpose of the COVID-19 Watch is to summarize the coronavirus surveillance in the City of Cleveland, Ohio. This summary report reflects the period starting from February 15, 2020 until October 22, 2022.*

## What Matters Most

1. Cleveland COVID-19 cases increased during the week of October 16th with 302 new cases and a rate of 79 new cases per 100,000 residents. This is consistent with the increase in COVID in the state of Ohio more broadly, which had an incidence of 94 new cases per 100,000 residents. The true incidence is likely higher due to positive home tests throughout the state that may not be reported to the health department.
2. 343 Cleveland residents received their first COVID-19 shot this week. As of October 25th, 56.8% of Cleveland residents have received any dose of a COVID-19 vaccine, 50.0% have completed their primary vaccination series, and 25.0% have received a booster dose. Cleveland residents that already completed a primary vaccination series are also receiving the bivalent booster shots. Appointments for adults and children can be made by calling 216-664-2222 or visiting [gettheshot.coronavirus.gov](https://gettheshot.coronavirus.gov).
3. The federal government has ended its free at-home COVID-19 test program. However, COVID-19 tests are now readily available online and at most major retailers. Consider getting a COVID-19 home test in preparation for the anticipated increase in cases over the next few months.
4. Health experts now have concerns of a "tripledemic" with spikes in COVID-19, flu, and RSV (respiratory syncytial virus) cases this fall and winter. COVID-19 infections have not begun to spike yet, however, there have early increases in flu activity have been observed earlier than they have the past two seasons. RSV and flu activity were low over the last few years due to the behavior change and mitigation strategies that were in place due to COVID-19.



# COVID-19 WATCH

Weekly Coronavirus Disease (COVID-19) Surveillance Report  
Friday, October 28, 2022

## COVID-19 Summary

MEASURE	TOTAL	CONFIRMED	PROBABLE
Cases	94,909	84,557	10,352
Deaths*	1,027	937	90
Hospitalizations	5,614	5,569	45

## Weekly Summary

MEASURE	TOTAL	CONFIRMED	PROBABLE
Cases	302	262	40
Hospitalizations	8	8	0

## Vaccine Summary\*\*

MEASURE	TOTAL
Total residents who received any dose	217,684
Completed	191,572
Boosted	95,909
Individuals vaccinated by CDPH***	43,989

**Cleveland Department of Public Health**  
75 Erieview Plaza, Floor 3  
Cleveland, Ohio 44114  
Office: 216-420-7743  
Fax: 216-664-6159

\*Final cause of death can take weeks to determine and so the number of deaths in the previous weeks are subject to change as more information is reported from ODH.

\*\*Vaccine data were exported from the DataOhio Portal on October 25, 2022. Vaccination summaries include vaccinations administered to Cleveland residents by any supplier. In CDPH data reporting, individuals are counted in every group of which they meet the criteria. For example, a Cleveland resident who has completed a primary series and received a booster will be included in the counts of each group. Please note, the criteria to have "Completed a Primary Series" differs for individuals who are moderately to severely immunocompromised.

\*\*\* Includes both Cleveland residents and non-residents.

**Note:** See page 18 for "Confirmed" and "Probable" case definitions.

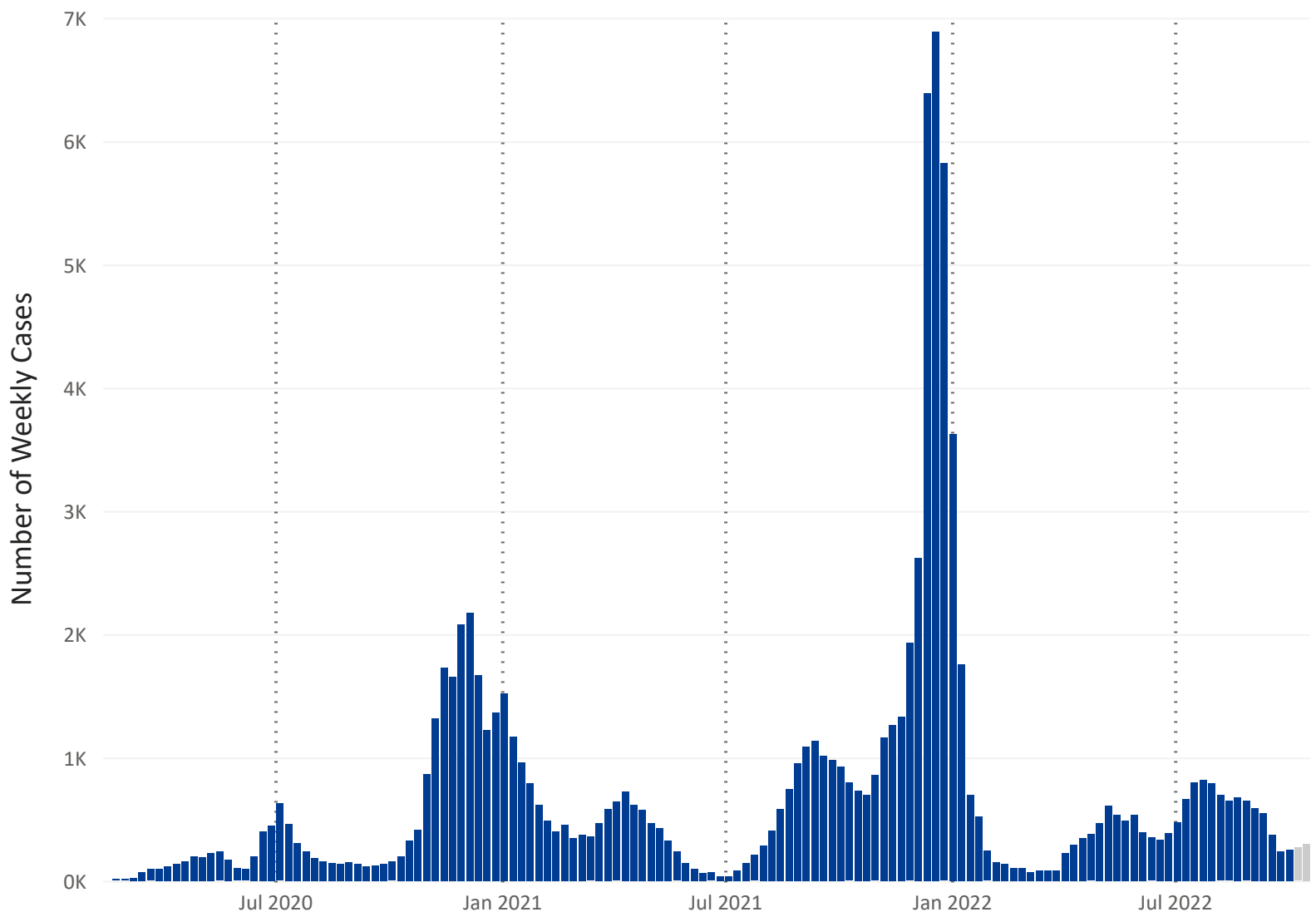


# COVID-19 WATCH

Weekly Coronavirus Disease (COVID-19) Surveillance Report  
Friday, October 28, 2022

## Total Cases by Specimen Collection Date as of October 22, 2022

Figure 1. City of Cleveland COVID-19 Total Cases by Reporting Week (Feb 15, 2020 - Oct 22, 2022) (based on 94,908 cases)



### Cleveland Department of Public Health

75 Erieview Plaza, Floor 3  
Cleveland, Ohio 44114  
Office: 216-420-7743  
Fax: 216-664-6159

**Note:** If test date is unknown, the earliest known date associated with a case is used. One confirmed case reported before February 15 is not included in this graph. Ongoing data cleaning processes and delays in reporting will fluctuate the total number of cases from the previous weeks.

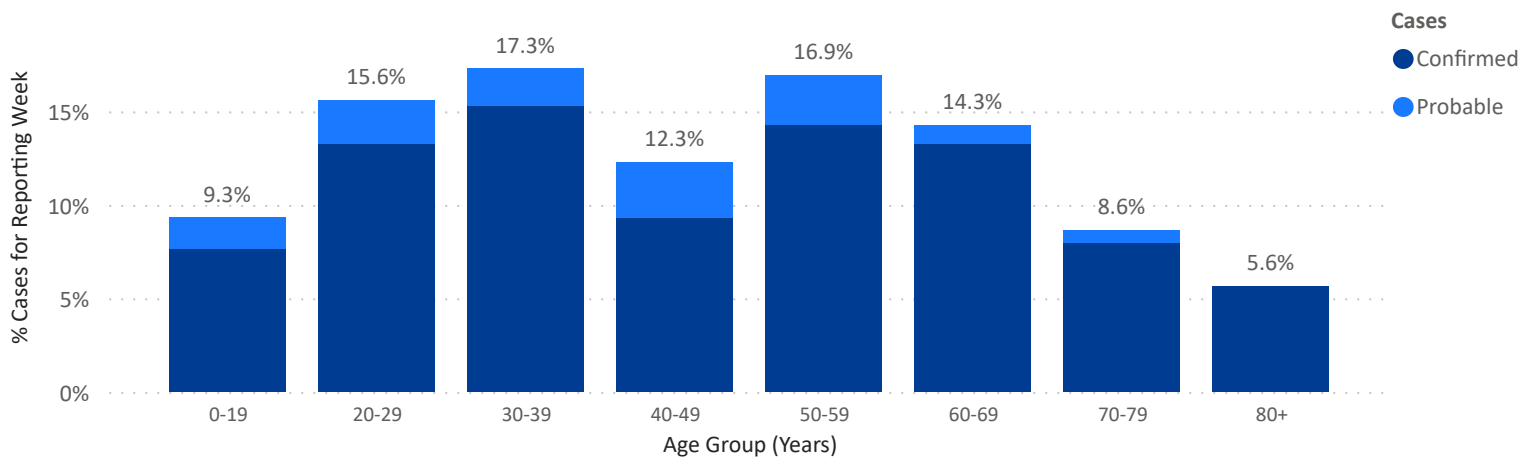


# COVID-19 WATCH

Weekly Coronavirus Disease (COVID-19) Surveillance Report  
Friday, October 28, 2022

## Cases by Age Group

Figure 2. Reporting Week City of Cleveland COVID-19 Cases by Age (Oct 16, 2022 - Oct 22, 2022) (based on 302 cases)



45.63

Average Age

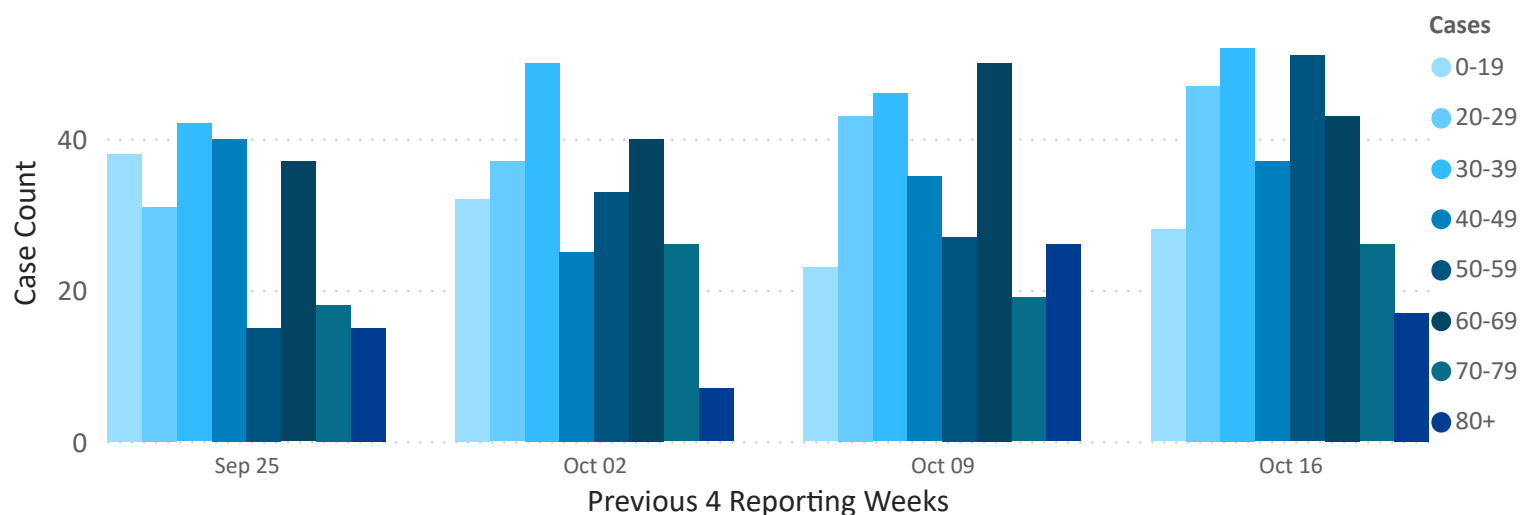
0

Min Age

95

Max Age

Figure 3. COVID-19 Cases in City of Cleveland by Age (Sep 25, 2022 - Oct 22, 2022) (based on 1,057 cases)



44.91

Average Age

0

Min Age

96

Max Age

Cleveland Department of Public Health

75 Erieview Plaza, Floor 3

Cleveland, Ohio 44114

Office: 216-420-7743

Fax: 216-664-6159

**Note:** [Figure 2](#) does not include 1 case whose age is unknown. [Figure 3](#) does not include 2 cases whose ages are unknown. See page 18 for "Confirmed" and "Probable" case definitions.



# COVID-19 WATCH

Weekly Coronavirus Disease (COVID-19) Surveillance Report  
Friday, October 28, 2022

## Cases by Gender

Figure 4. City of Cleveland COVID-19 Cases by Gender (Oct 16, 2022 - Oct 22, 2022) (based on 299 cases)

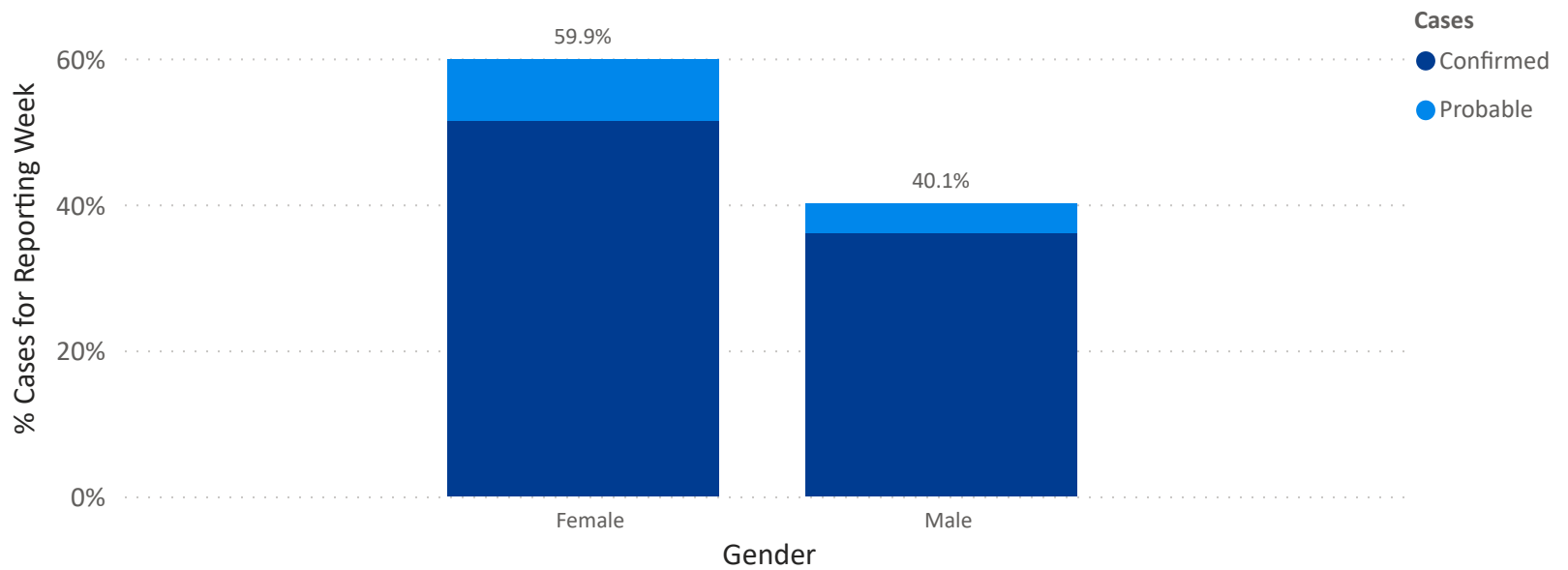
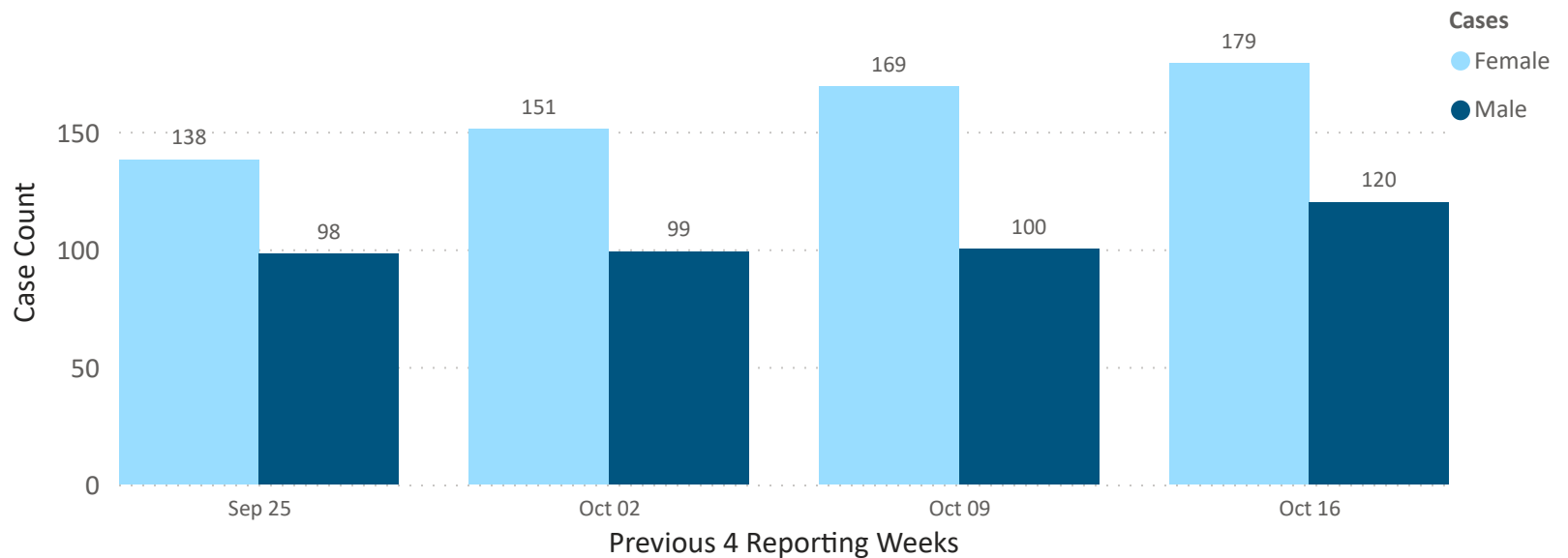


Figure 5. COVID-19 Cases in City of Cleveland by Gender (Sep 25, 2022 - Oct 22, 2022) (based on 1,054 cases)



**Cleveland Department of Public Health**  
75 Erieview Plaza, Floor 3  
Cleveland, Ohio 44114  
Office: 216-420-7743  
Fax: 216-664-6159

**Note:** Figure 4 does not include 3 cases whose sex is unknown. Figure 5 does not include 4 cases whose sex is unknown.



# COVID-19 WATCH

Weekly Coronavirus Disease (COVID-19) Surveillance Report  
Friday, October 28, 2022

## Cases by Race

Figure 6. City of Cleveland COVID-19 Cases by Race (Oct 16, 2022 - Oct 22, 2022) (based on 270 cases)

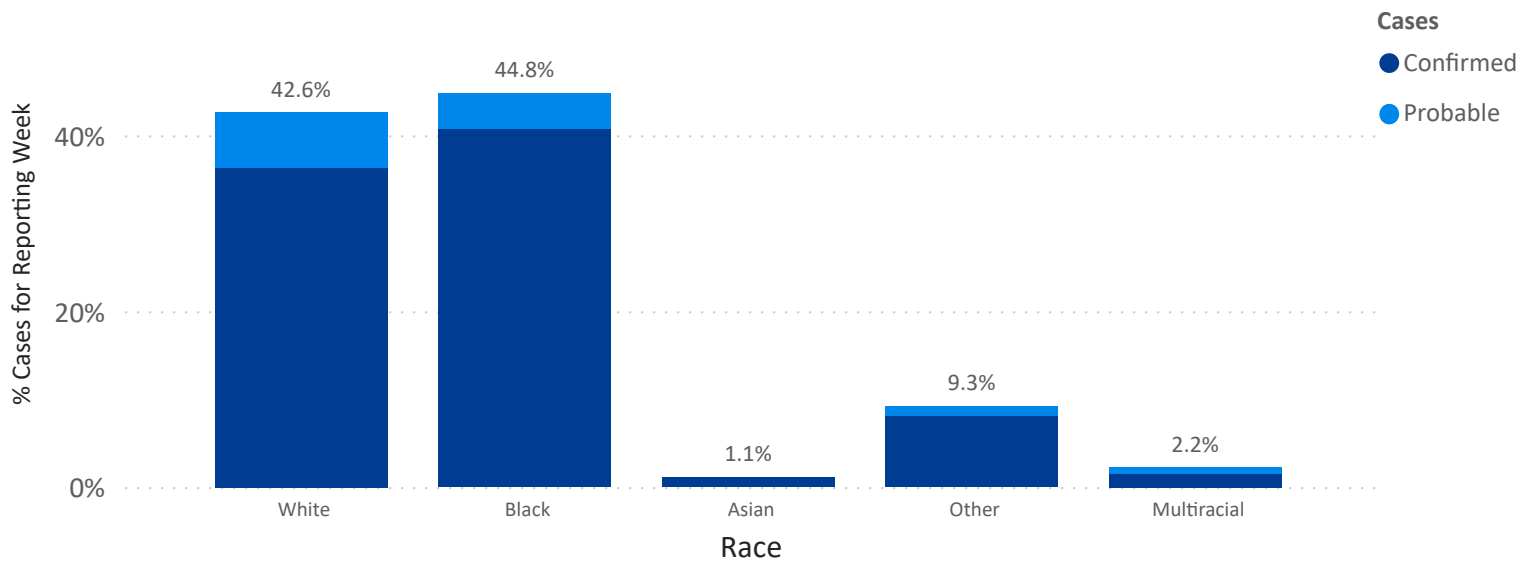
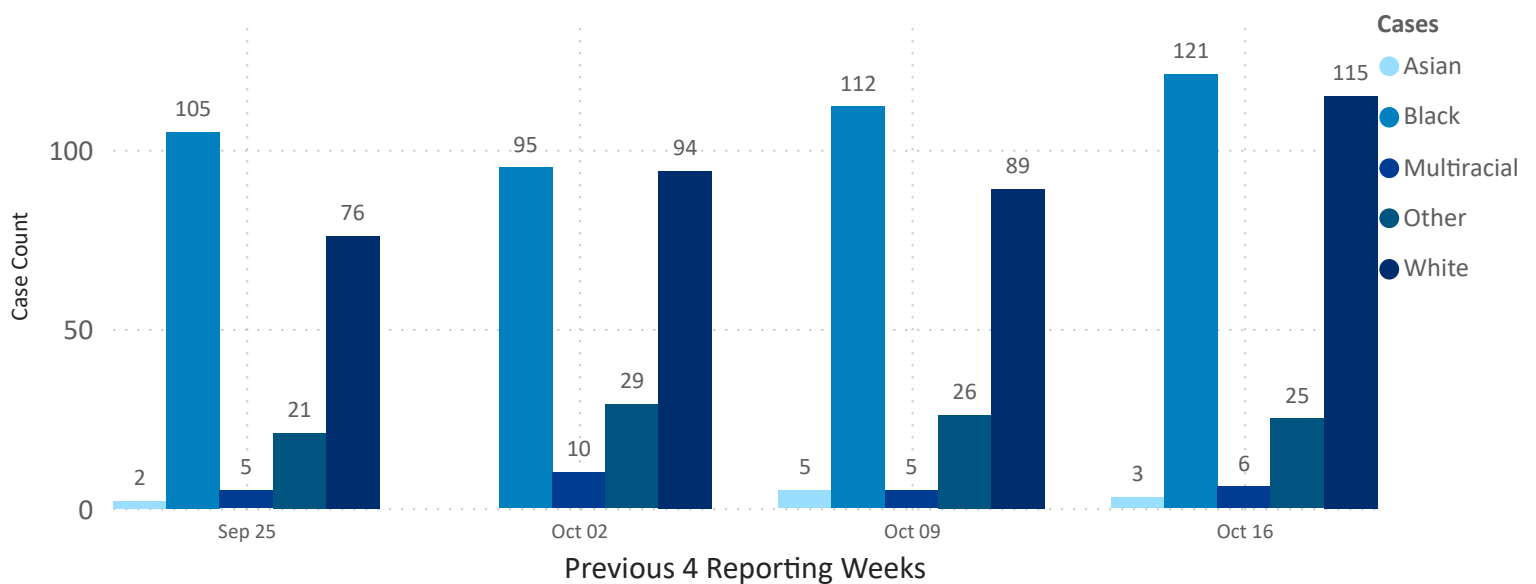


Figure 7. COVID-19 Cases in City of Cleveland by Race (Sep 25, 2022 - Oct 22, 2022) (based on 944 cases)



**Cleveland Department of Public Health**  
75 Erieview Plaza, Floor 3  
Cleveland, Ohio 44114  
Office: 216-420-7743  
Fax: 216-664-6159

**Note:** Figure 6 does not include 32 cases whose race is unknown. Figure 7 does not include 114 cases whose races is unknown. American Indian/Alaska Native and Native Hawaiian/Pacific Islander are included under Other races.



# COVID-19 WATCH

Weekly Coronavirus Disease (COVID-19) Surveillance Report  
Friday, October 28, 2022

## Cases by Ethnicity

Figure 8. City of Cleveland COVID-19 Cases by Ethnicity (Oct 16, 2022 - Oct 22, 2022) (based on 302 cases)

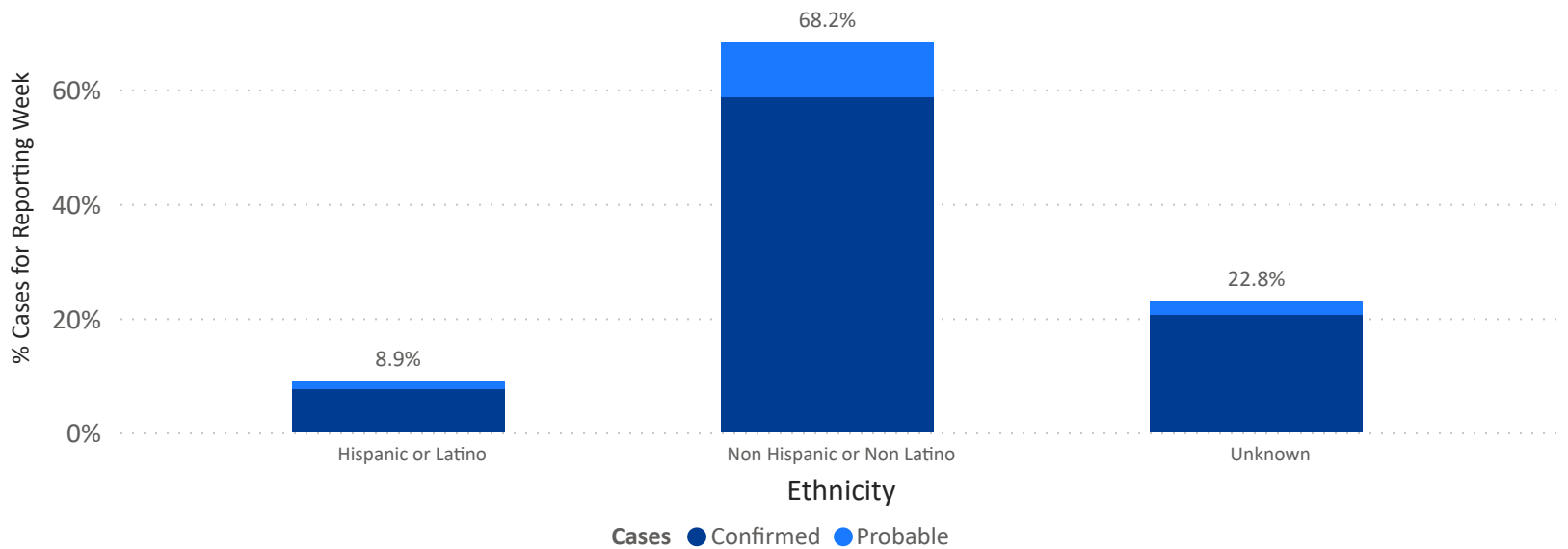
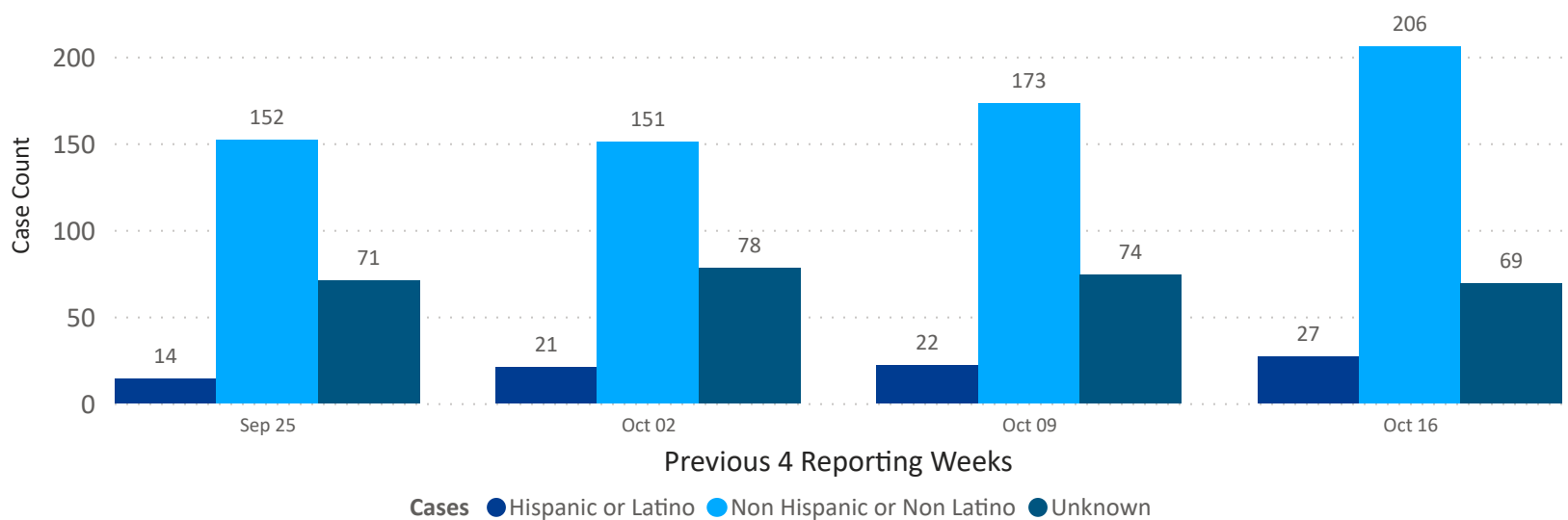


Figure 9. COVID-19 Cases in City of Cleveland by Ethnicity (Sep 25, 2022 - Oct 22, 2022) (based on 1,058 cases)



**Cleveland Department of Public Health**  
75 Erieview Plaza, Floor 3  
Cleveland, Ohio 44114  
Office: 216-420-7743  
Fax: 216-664-6159



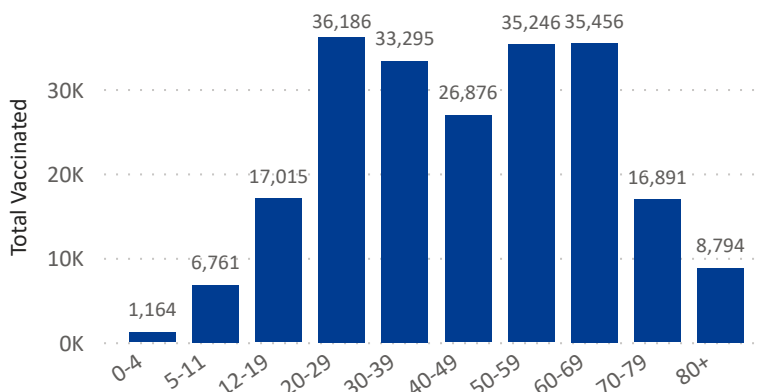
# COVID-19 WATCH

Weekly Coronavirus Disease (COVID-19) Surveillance Report  
Friday, October 28, 2022

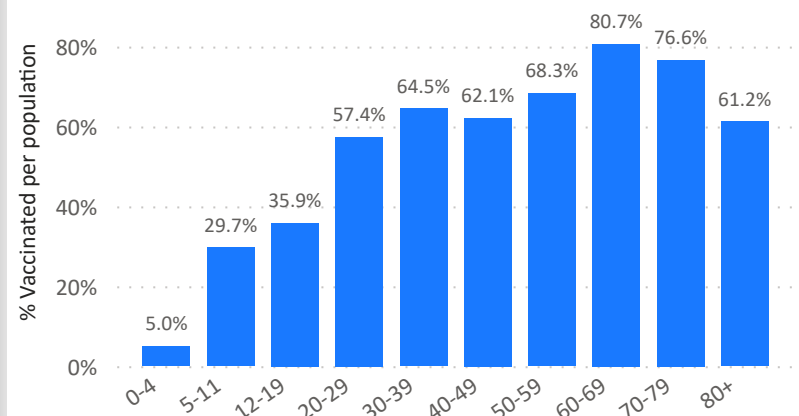
## Demographics of Cleveland Residents who have received any dose of vaccine through October 22, 2022

### Age Groups

Number of Vaccinated Cleveland Residents by Age Group (based on 217,684 residents)

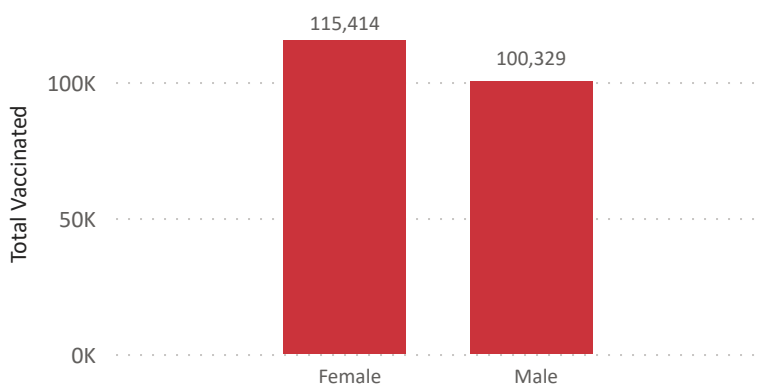


% of Cleveland Residents Vaccinated per Age Group

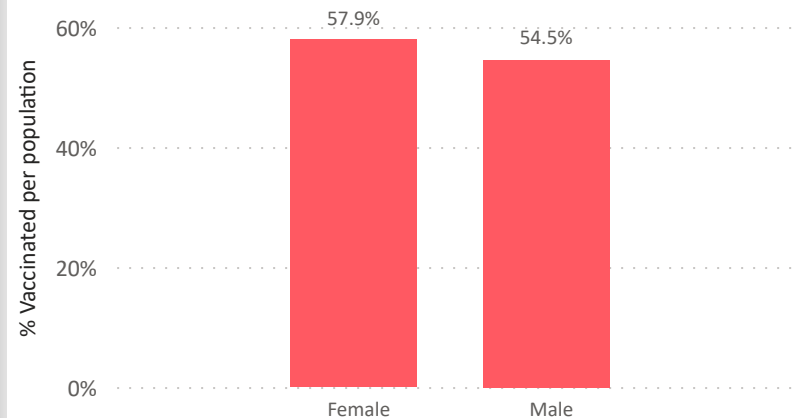


### Sex

Number of Vaccinated Cleveland Residents by Sex (based on 215,743 residents)



% of Cleveland Residents Vaccinated per Sex



**Cleveland Department of Public Health**  
75 Erieview Plaza, Floor 3  
Cleveland, Ohio 44114  
Office: 216-420-7743  
Fax: 216-664-6159

The total Cleveland population of 383,331 along with the age, race, sex, and ethnicity data are estimates reported by the US Census Bureau 2019. There are no estimates for "Unknown" or "Other" sex and age groups, so percent of population cannot be calculated for these groups. Data for % Vaccinated out of total population graphs can be read, for example, "76.6 % of the 70-79 year old population in Cleveland have received at least one dose of the COVID-19 vaccine". Sex graph does not include 1,876 "unknown" and 65 "other".

These graphs represent Cleveland residents who received any dose of a COVID-19 vaccine.



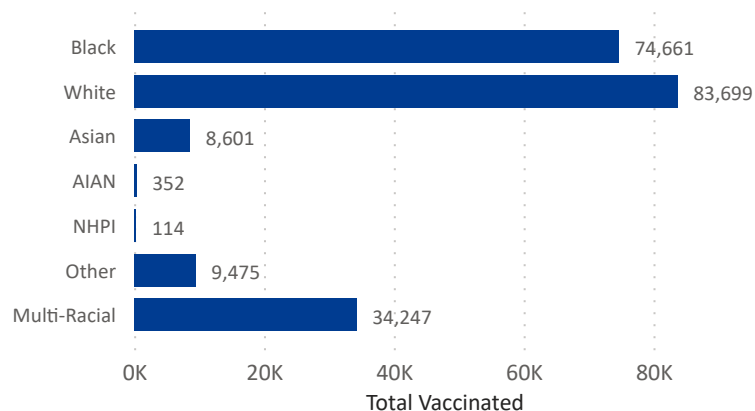
# COVID-19 WATCH

Weekly Coronavirus Disease (COVID-19) Surveillance Report  
Friday, October 28, 2022

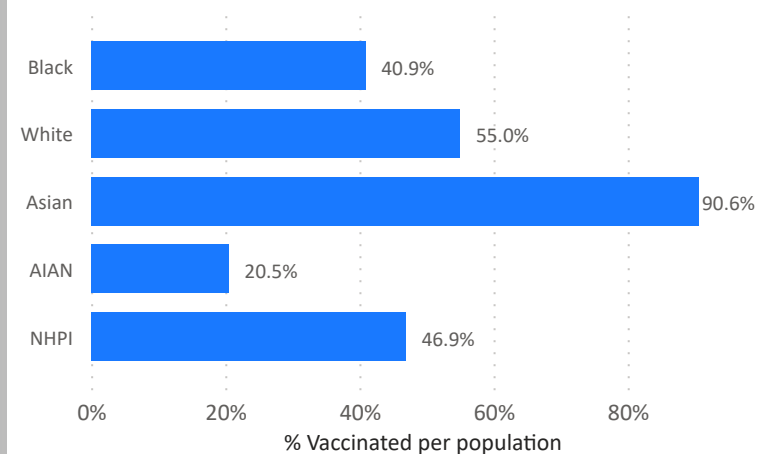
## Demographics of Cleveland Residents who have received any dose of vaccine through October 22, 2022

### Race

Number of Vaccinated Cleveland Residents by Race (based on 211,149 residents)

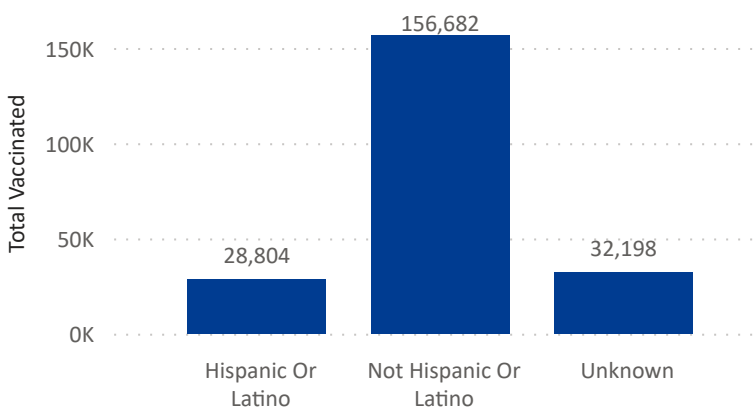


% of Cleveland Residents Vaccinated per Race Population

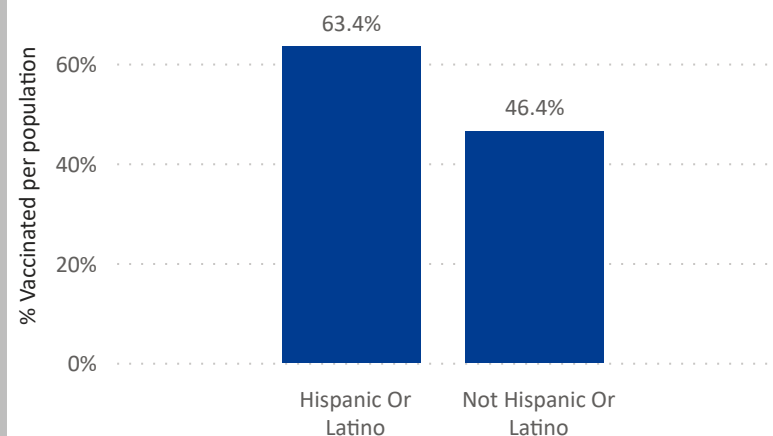


### Ethnicity

Number of Vaccinated Cleveland Residents by Ethnicity (based on 217,684 residents)



% of Cleveland Residents Vaccinated per Ethnicity



**Cleveland Department of Public Health**  
75 Erieview Plaza, Floor 3  
Cleveland, Ohio 44114  
Office: 216-420-7743  
Fax: 216-664-6159

The total Cleveland population of 383,331 along with the age, race, sex, and ethnicity data are estimates reported by the US Census Bureau 2019. There are no population estimates for "Unknown" and "Other" race and ethnicity categories, so % population cannot be calculated for these groups. AIAN = American Indian/Alaska Native; NHPI = Native Hawaiian/Pacific Islander. Other race does not include two or more races. Race graph does not include 6,535 unknown race. These graphs represent Cleveland residents who received any dose of a COVID-19 vaccine.



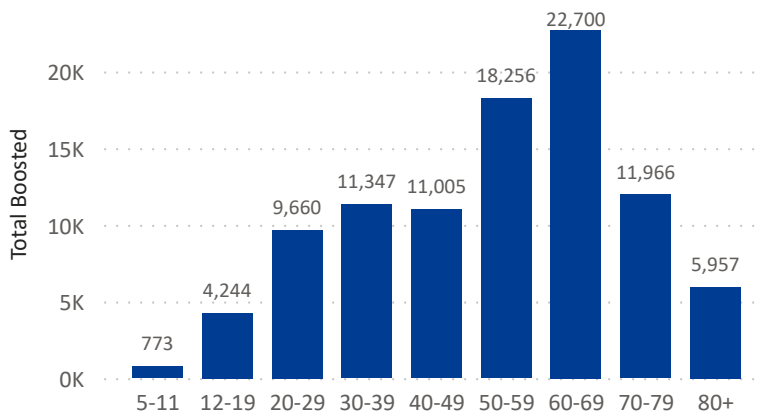
# COVID-19 WATCH

Weekly Coronavirus Disease (COVID-19) Surveillance Report  
Friday, October 28, 2022

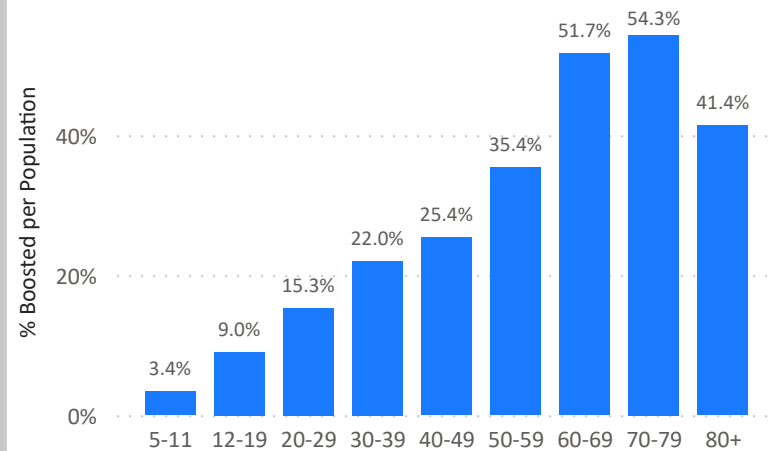
## Demographics of Cleveland Residents who received a booster dose through October 22, 2022

### Age Groups

Number of Boosted Cleveland Residents by Age Group (based on 95,908 residents)

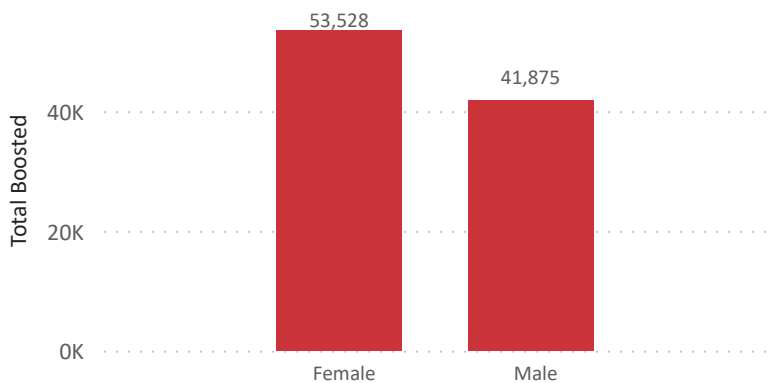


% of Cleveland Residents Boosted by Age Group

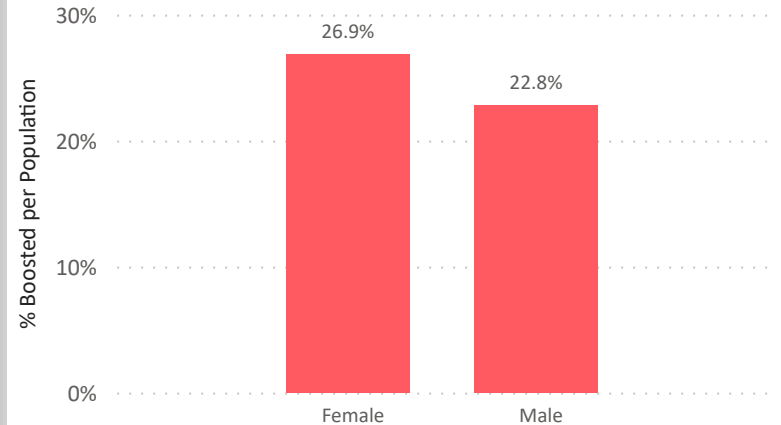


### Sex

Number of Boosted Cleveland Residents by Sex (based on 95,403 residents)



% of Cleveland Residents Boosted per Sex



**Cleveland Department of Public Health**  
75 Erieview Plaza, Floor 3  
Cleveland, Ohio 44114  
Office: 216-420-7743  
Fax: 216-664-6159

The total Cleveland population of 383,331 along with the age, race, sex, and ethnicity data are estimates reported by the US Census Bureau 2019. There are no estimates for "Unknown" or "Other" sex and age groups, so percent of population cannot be calculated for these groups. Data for % boosted out of total population graphs can be read as, for example, "41.4% of the 80+ year old population in Cleveland have received their booster dose". Sex graph does not include 486 "Unknown" and 20 "Other". These graphs represent Cleveland residents who received a booster dose. Boosted % represents number of people who received their booster dose among the population of that group.



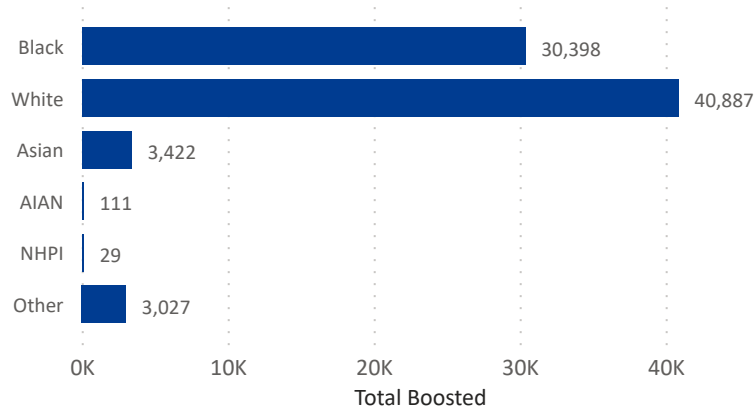
# COVID-19 WATCH

Weekly Coronavirus Disease (COVID-19) Surveillance Report  
Friday, October 28, 2022

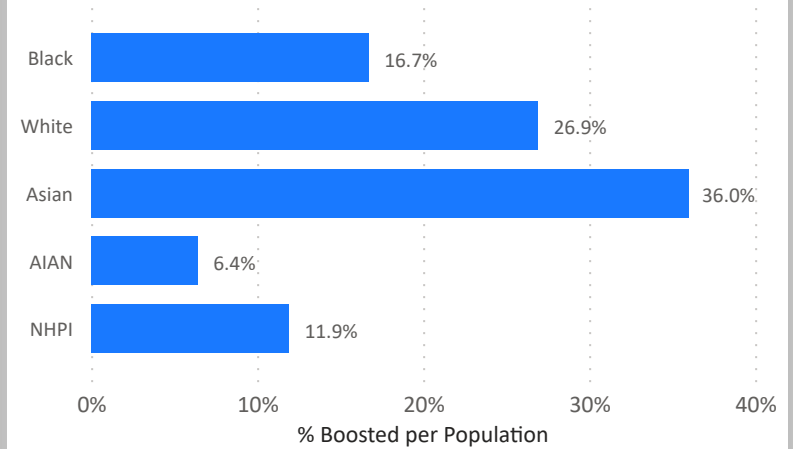
## Demographics of Cleveland Residents who received a booster dose through October 22, 2022

### Race

Number of Boosted Cleveland Residents by Race (based on 77,874 residents)

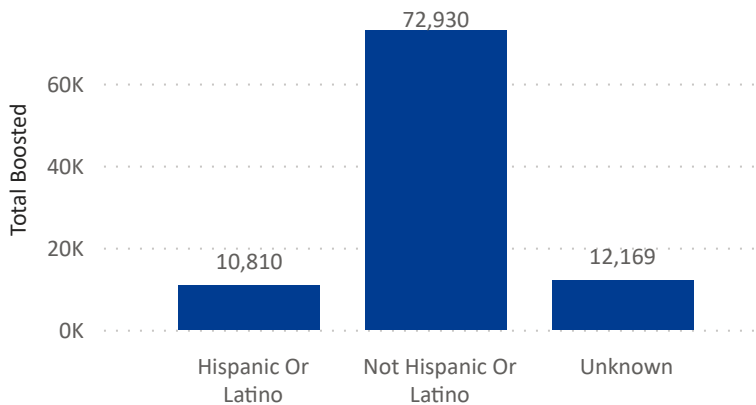


% of Cleveland Residents Boosted per Race Population

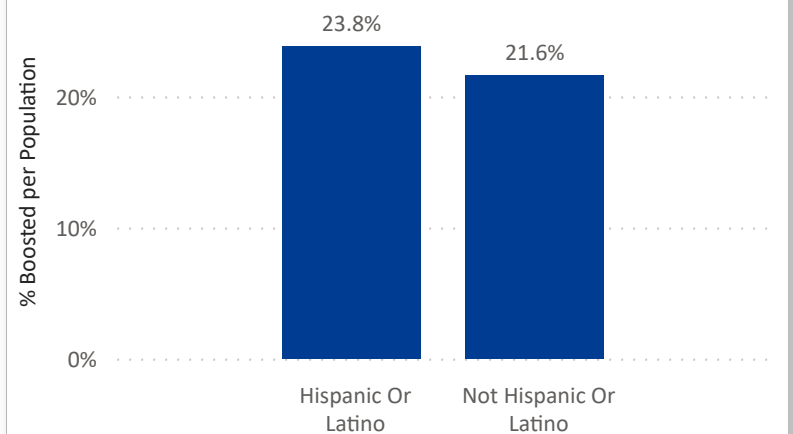


### Ethnicity

Number of Boosted Cleveland Residents by Ethnicity (based on 95,909 residents)



% of Cleveland Residents Boosted per Ethnicity



**Cleveland Department of Public Health**  
75 Erieview Plaza, Floor 3  
Cleveland, Ohio 44114  
Office: 216-420-7743  
Fax: 216-664-6159

The total Cleveland population of 383,331 along with the age, race, sex, and ethnicity data are estimates reported by the US Census Bureau 2019. There are no population estimates for "Unknown" and "Other" race and ethnicity categories, so % population cannot be calculated for these groups. AIAN = American Indian/Alaska Native; NHPI = Native Hawaiian/Pacific Islander. Other race does not include two or more races. Race graph does not include 16,236 multi-racial and 1,799 unknown race.

These graphs represent Cleveland residents who received a booster dose. Booster % represents number of people who received their booster dose among the population of that group.

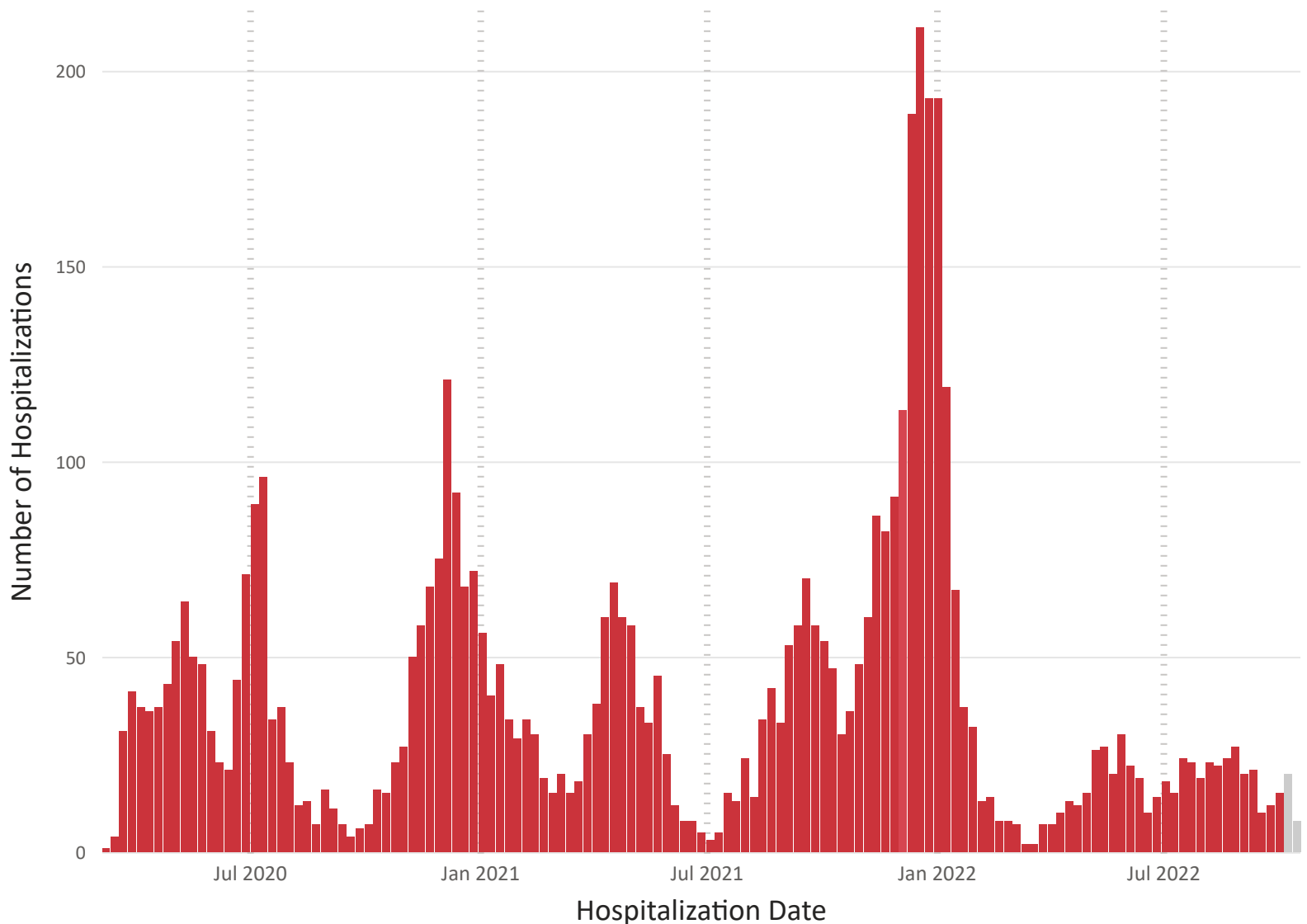


# COVID-19 WATCH

Weekly Coronavirus Disease (COVID-19) Surveillance Report  
Friday, October 28, 2022

## Hospitalization by Admission Date

Figure 10. City of Cleveland COVID-19 Hospitalizations by Reporting Week (Feb 15, 2020 - Oct 22, 2022) (based on 5,226 cases)



**Cleveland Department of Public Health**  
75 Erievue Plaza, Floor 3  
Cleveland, Ohio 44114  
Office: 216-420-7743  
Fax: 216-664-6159

\* As of February 12, 2021, hospitalization counts are shown in the present report by hospital admission date. Prior to this date, they had been shown by test date.

\* Hospitalization data is preliminary and will be updated in subsequent weeks due to reporting delays.

**Note:** Figure 10 does not include 387 cases for whom hospital admission date is unknown and 1 case with an admission date prior to February 15, 2020.



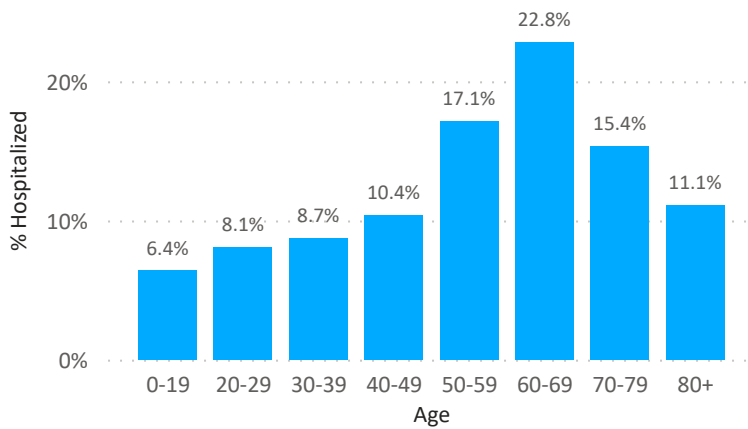
# COVID-19 WATCH

Weekly Coronavirus Disease (COVID-19) Surveillance Report  
Friday, October 28, 2022

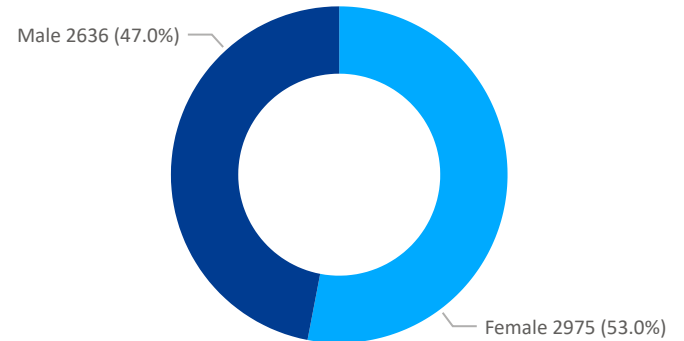
## Total Hospitalizations

Figure 11. City of Cleveland COVID-19 Hospitalizations by Demographics (Feb 15, 2020 - Oct 22, 2022) (based on 5,614 cases)

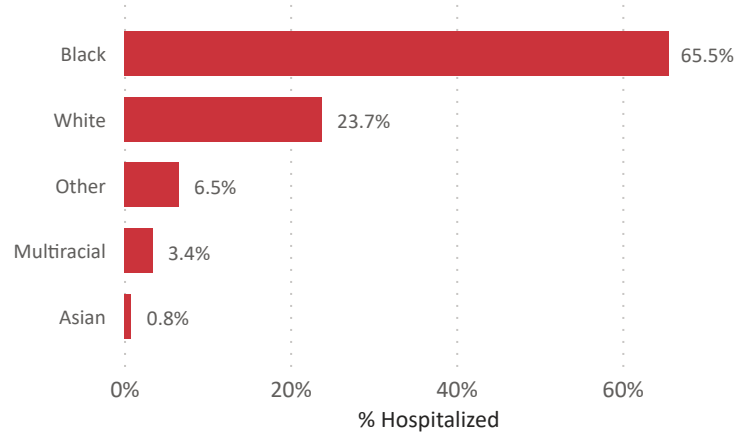
### By Age



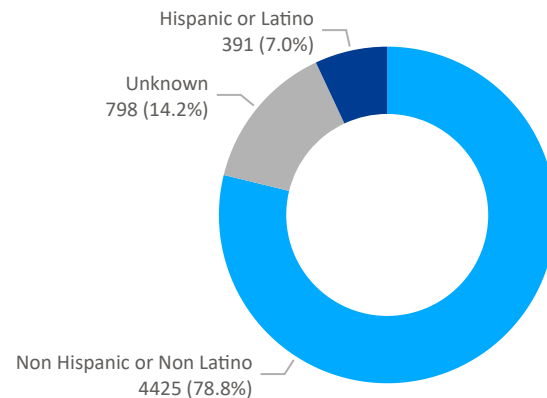
### By Gender



### By Race



### By Ethnicity





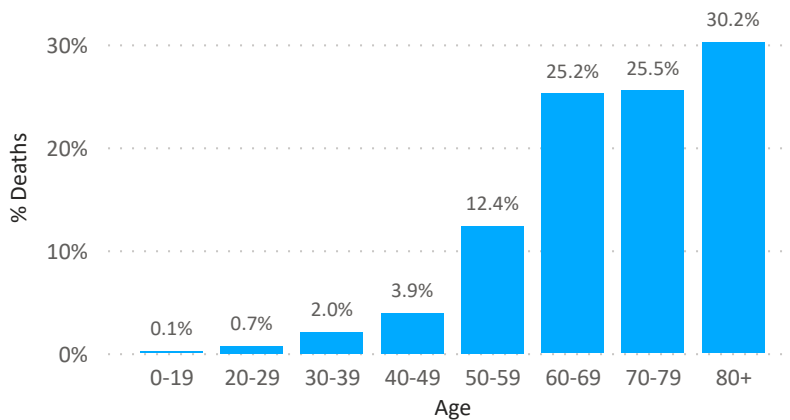
# COVID-19 WATCH

Weekly Coronavirus Disease (COVID-19) Surveillance Report  
Friday, October 28, 2022

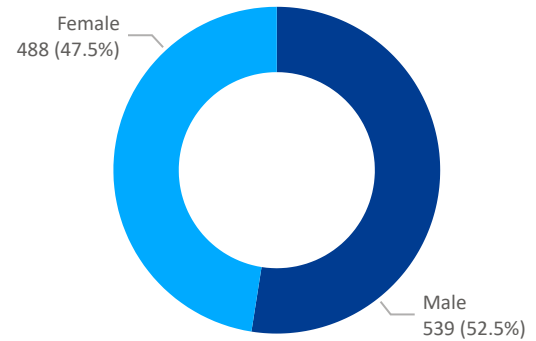
## Total Deaths

Figure 12. City of Cleveland COVID-19 Deaths by Demographics (Feb 15, 2020 - Oct 22, 2022) (based on 1,027 cases)

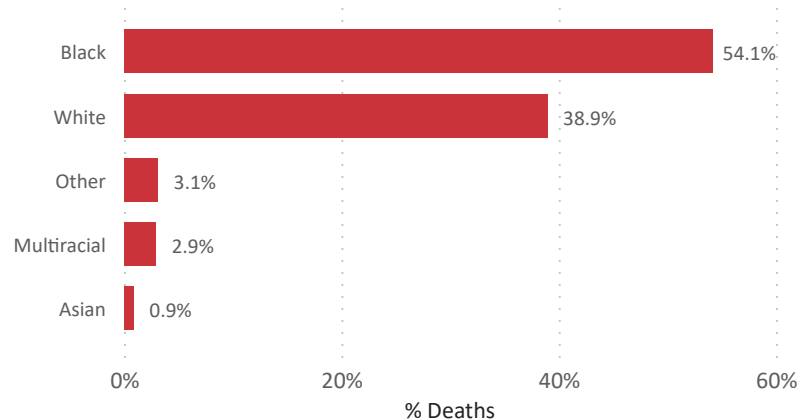
### By Age



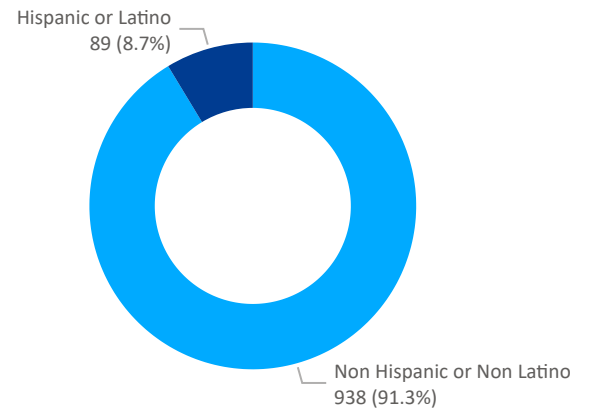
### By Gender



### By Race



### By Ethnicity



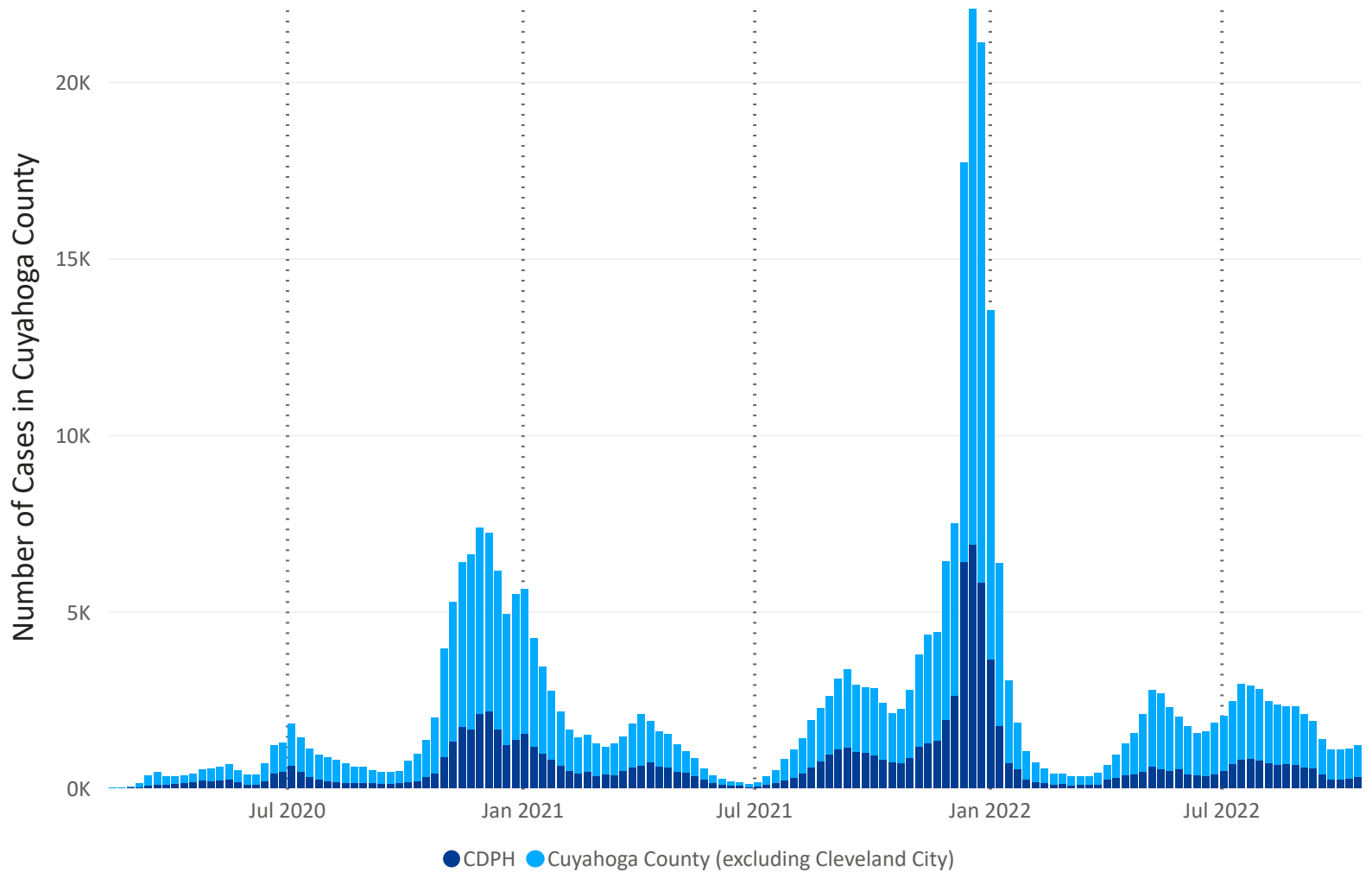


# COVID-19 WATCH

Weekly Coronavirus Disease (COVID-19) Surveillance Report  
Friday, October 28, 2022

## City vs. County Comparisons—Total Number of Cases

Figure 13. Comparison of Total Number of Cases Between the City of Cleveland & Cuyahoga County, Reported Weekly (Feb 15, 2020 - Oct 22, 2022)



94,909

Total Case in Cleveland City

326,805

Total Cases in Cuyahoga County

22.6 %

of Cuyahoga County Cases in Cleveland City

**Cleveland Department of Public Health**  
75 Erieview Plaza, Floor 3  
Cleveland, Ohio 44114  
Office: 216-420-7743  
Fax: 216-664-6159

**Note:** According to the US Census Bureau, the City of Cleveland represents 31% of the Cuyahoga County population.

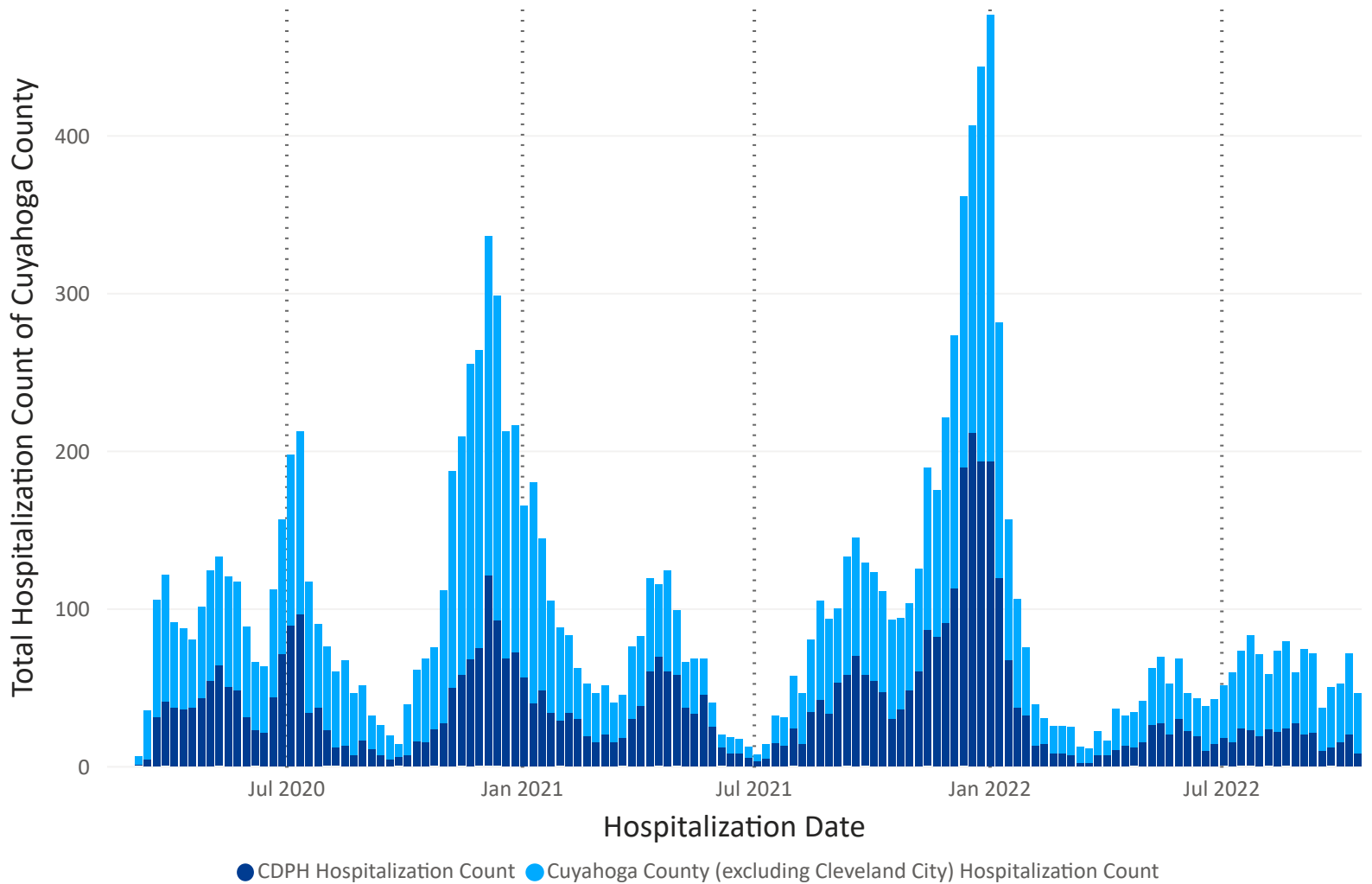


# COVID-19 WATCH

Weekly Coronavirus Disease (COVID-19) Surveillance Report  
Friday, October 28, 2022

## City vs. County Comparisons—Hospitalization Count

Figure 14. Comparison of Hospitalization Counts Between the City of Cleveland & Cuyahoga County, Reported Weekly (Feb 15, 2020 - Oct 22, 2022)



5,614

Total Hospitalizations in Cleveland City

14,339

Total Hospitalizations in Cuyahoga County

28.5%

of Cuyahoga County Hospitalizations  
in Cleveland City

**Cleveland Department of Public Health**  
75 Erieview Plaza, Floor 3  
Cleveland, Ohio 44114  
Office: 216-420-7743  
Fax: 216-664-6159

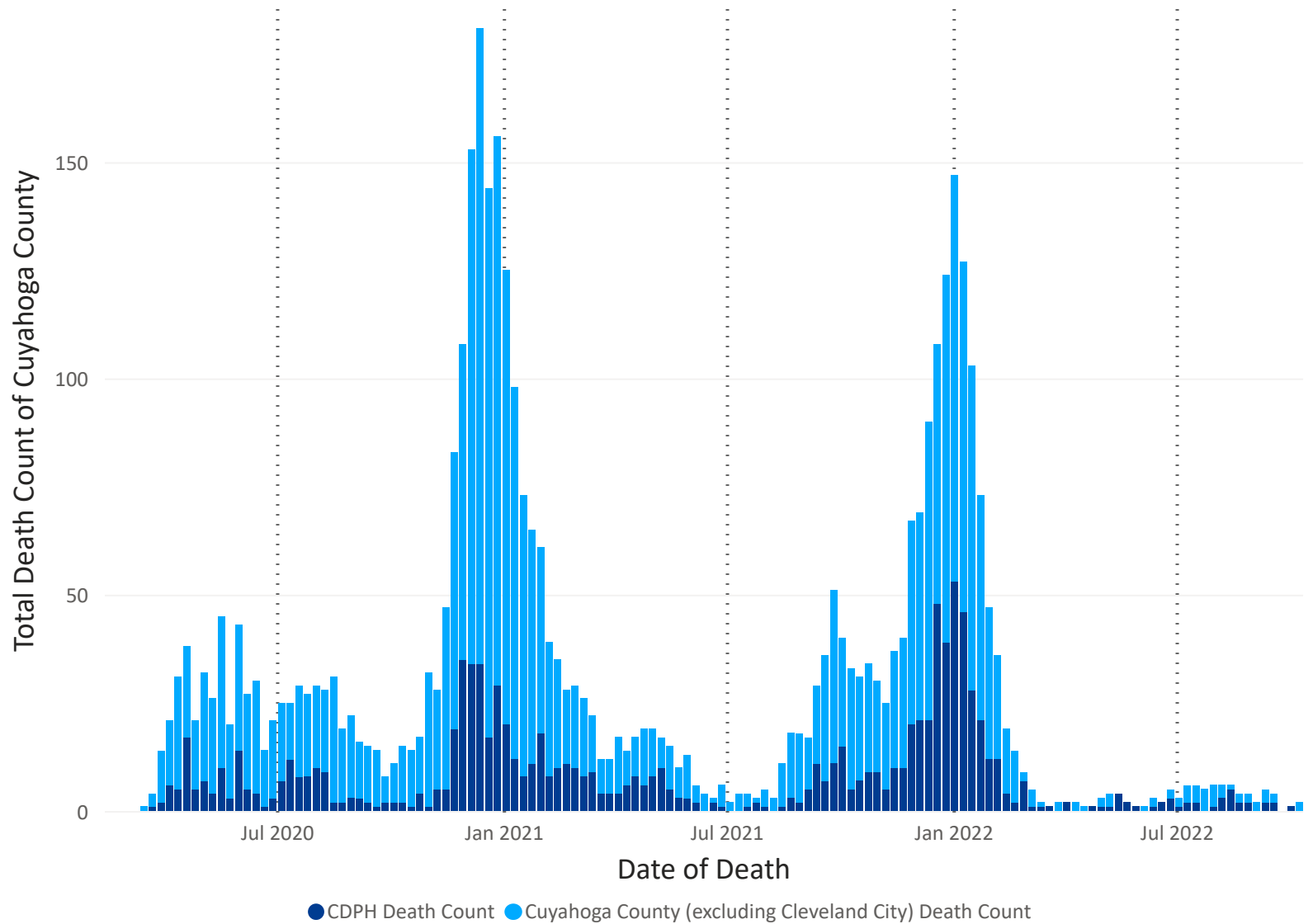


# COVID-19 WATCH

Weekly Coronavirus Disease (COVID-19) Surveillance Report  
Friday, October 28, 2022

## City vs. County Comparisons—Deaths

Figure 15. Comparison of Death Counts Between the City of Cleveland & Cuyahoga County, Reported Weekly (Feb 15, 2020 - Oct 22, 2022)



**Cleveland Department of Public Health**  
75 Erieview Plaza, Floor 3  
Cleveland, Ohio 44114  
Office: 216-420-7743  
Fax: 216-664-6159



# COVID-19 WATCH

Weekly Coronavirus Disease (COVID-19) Surveillance Report  
Friday, October 28, 2022

## Disclaimers

The Cuyahoga County numbers are approximate and have been populated using the DataOhio Portal.

**Case Definitions: Confirmed:** Meets confirmatory laboratory evidence. NOTE: People with no symptoms and with a confirmatory positive test are reportable as confirmed cases. **Probable:** 1} Does not have a confirmatory positive test but meets symptom(s) criteria **AND** has had close contact with someone who has a confirmed case of SARS-CoV-2. 2} Has a positive antigen test **AND** was reported on or after 11/1/2020. (For reports received prior to 11/1/2020: Has a positive antigen test **AND** either meets symptom(s) criteria **OR** has had close contact with someone who has a confirmed case of SARS-CoV-2). 3} No confirmatory positive test for but SARS-CoV-2 is listed on the death certificate as a cause of death.

### Metadata

This data report reflects the period starting from February 15, 2020 through October 22, 2022 for the City of Cleveland, Ohio.

Total Cases represent confirmed and probable cases.

Cleveland City data and Cuyahoga County data are compiled on October 25, 2022 using the DataOhio Portal.

Population and demographic data are from the US Census Bureau's 2020 estimates.

Data is preliminary and subject to change.

There may be a delay in reporting.

Data is reported by test date. If test date is unknown, date reported is used as a substitute for the test date. The number of cases can vary based on date used for analysis.

Primary Source: Cleveland Department of Public Health

Organization: Cleveland Department of Public Health

**Cleveland Department of Public Health**  
75 Erieview Plaza, Floor 3  
Cleveland, Ohio 44114  
Office: 216-420-7743  
Fax: 216-664-6159