



COVID-19 WATCH

Weekly Coronavirus Disease (COVID-19) Surveillance Report
Friday, December 02, 2022

Report Contents

Page 1: Key Findings

Pages 2-3: Overview & Summary

Pages 4-7: Case Demographics

Pages 8-9: Vaccine Demographics

Pages 10-11: Booster Demographics

Pages 12-13: Hospitalization Metrics

Page 14: Death Metrics

Pages 15-17: City vs County Trends

Page 18: Metadata

If you have questions concerning the information in this report, email us at covidreport@clevelandohio.gov

Cleveland Department of Public Health
75 Erieview Plaza, Floor 3
Cleveland, Ohio 44114
Office: 216-420-7743
Fax: 216-664-6159

The purpose of the COVID-19 Watch is to summarize the coronavirus surveillance in the City of Cleveland, Ohio. This summary report reflects the period starting from February 15, 2020 until November 26, 2022.

What Matters Most

1. Cleveland COVID-19 cases held stable during the week of November 13th with 362 new cases and a rate of 94 new cases per 100,000 residents. Northeast Ohio maintains a COVID-19 Community Level of "Medium" while the COVID-19 activity in appears to be increasing in neighboring counties as of November 24th with Portage and Medina now being "High". The true incidence is likely higher due to positive home tests throughout the state that may not be reported to the health department.
2. A higher percentage of cases this reporting week were among younger Cleveland residents. Roughly 60% of COVID-19 cases were among residents 50 years of age and younger compared to 53% during the last reporting week. Older residents and those with comorbidities remain at higher risk for severe cases and hospitalization.
3. 153 Cleveland residents received their first COVID-19 shot this week over the past two weeks. As of November 29th, 57.2% of Cleveland residents have received any dose of a COVID-19 vaccine, 50.2% have completed their primary vaccination series, and 25.5% have received a booster dose. Cleveland residents that already completed a primary vaccination series are also receiving the bivalent booster shots. Appointments for adults and children can be made by calling 216-664-2222 or visiting gettheshot.coronavirus.gov. COVID-19 and flu can be given at the same visit.
4. There were 8 COVID-19 hospitals this reporting week; however, hospitals have begun to experience additional strain due to the expected increase in flu and RSV intensity during the fall and winter season. RSV and flu-associated hospitalizations indicate that activity for both infections is far higher than it has been in the last two years. All three of these are respiratory viruses where infection spread can be reduced with hand washing, cleaning contaminated surfaces, and practicing proper "respiratory etiquette". This entails covering your mouth when you cough and staying home if you are ill until you are fever-free and symptoms are improving.



COVID-19 WATCH

Weekly Coronavirus Disease (COVID-19) Surveillance Report
Friday, December 02, 2022

COVID-19 Summary

MEASURE	TOTAL	CONFIRMED	PROBABLE
Cases	96,787	86,183	10,604
Deaths*	1,033	942	91
Hospitalizations	5,705	5,660	45

Weekly Summary

MEASURE	TOTAL	CONFIRMED	PROBABLE
Cases	362	318	44
Hospitalizations	9	9	0

Vaccine Summary**

MEASURE	TOTAL
Total residents who received any dose	219,188
Completed	192,675
Boosted	97,649
Individuals vaccinated by CDPH***	44,171

Cleveland Department of Public Health
75 Erieview Plaza, Floor 3
Cleveland, Ohio 44114
Office: 216-420-7743
Fax: 216-664-6159

*Final cause of death can take weeks to determine and so the number of deaths in the previous weeks are subject to change as more information is reported from ODH.

**Vaccine data were exported from the DataOhio Portal on November 29, 2022. Vaccination summaries include vaccinations administered to Cleveland residents by any supplier. In CDPH data reporting, individuals are counted in every group of which they meet the criteria. For example, a Cleveland resident who has completed a primary series and received a booster will be included in the counts of each group. Please note, the criteria to have "Completed a Primary Series" differs for individuals who are moderately to severely immunocompromised.

*** Includes both Cleveland residents and non-residents.

Note: See page 18 for "Confirmed" and "Probable" case definitions.

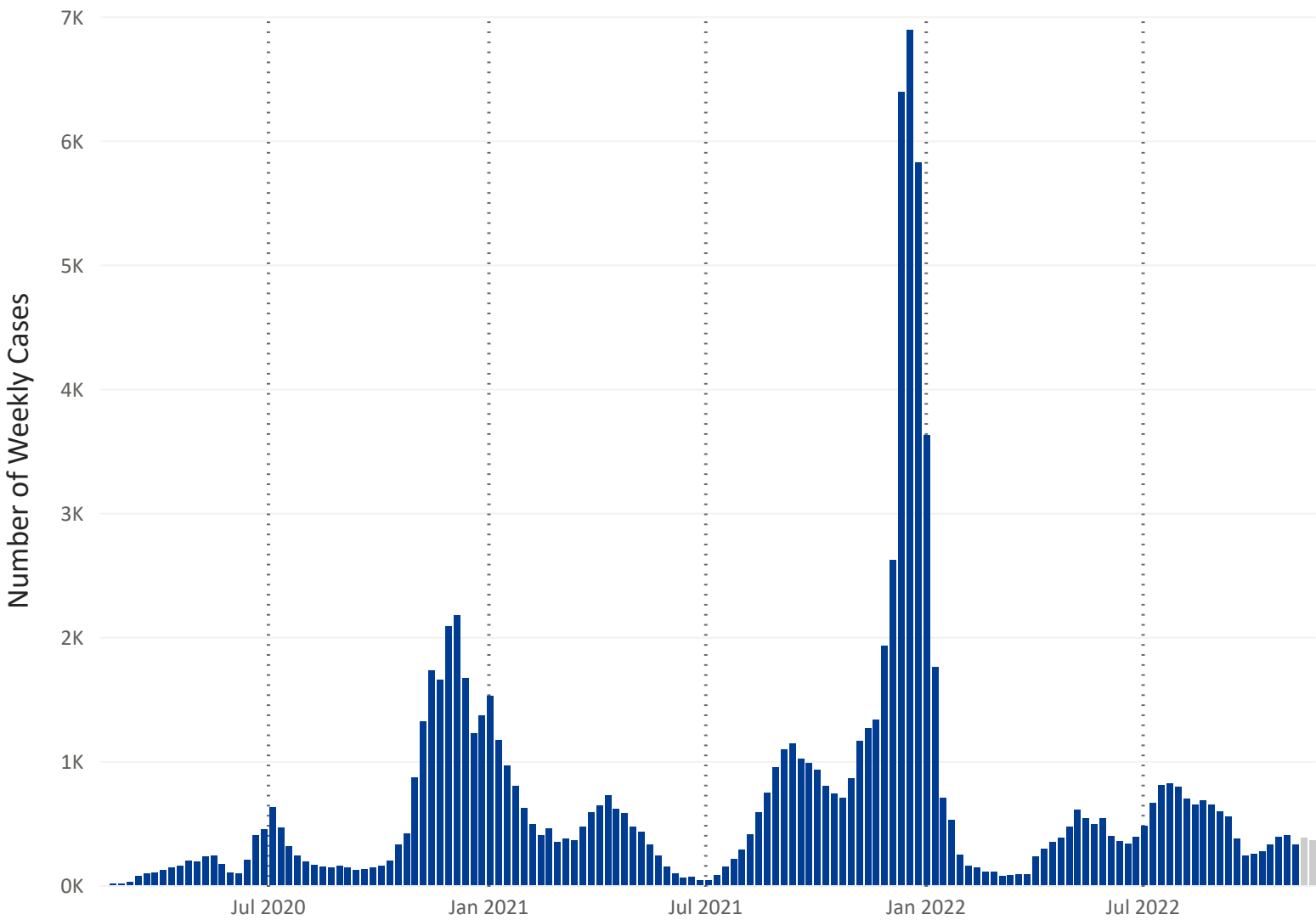


COVID-19 WATCH

Weekly Coronavirus Disease (COVID-19) Surveillance Report
Friday, December 02, 2022

Total Cases by Specimen Collection Date as of November 26, 2022

Figure 1. City of Cleveland COVID-19 Total Cases by Reporting Week (Feb 15, 2020 - Nov 26, 2022) (based on 96,786 cases)



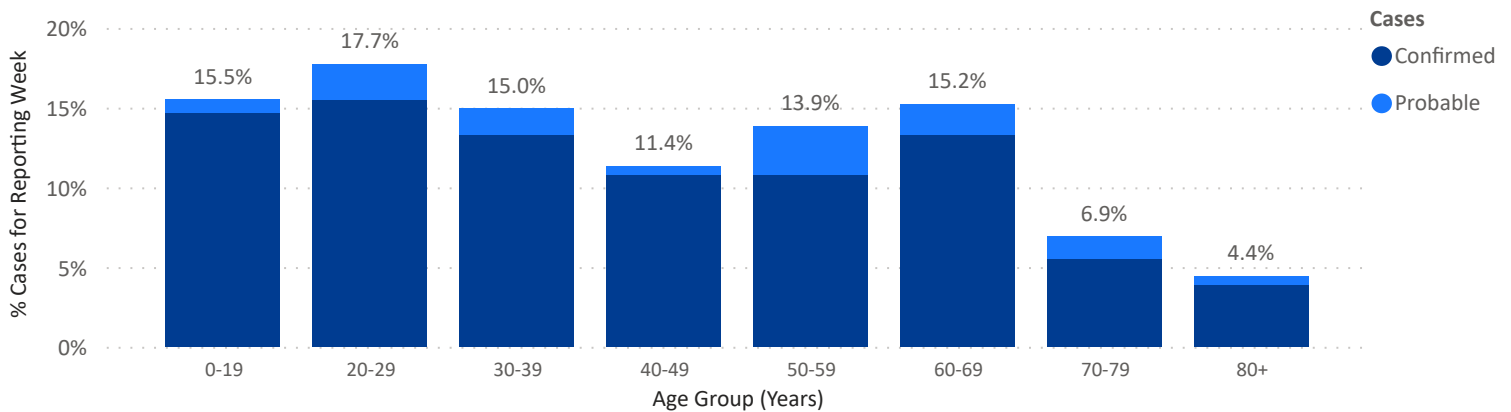


COVID-19 WATCH

Weekly Coronavirus Disease (COVID-19) Surveillance Report
Friday, December 02, 2022

Cases by Age Group

Figure 2. Reporting Week City of Cleveland COVID-19 Cases by Age (Nov 20, 2022 - Nov 26, 2022) (based on 361 cases)



42.02

Average Age

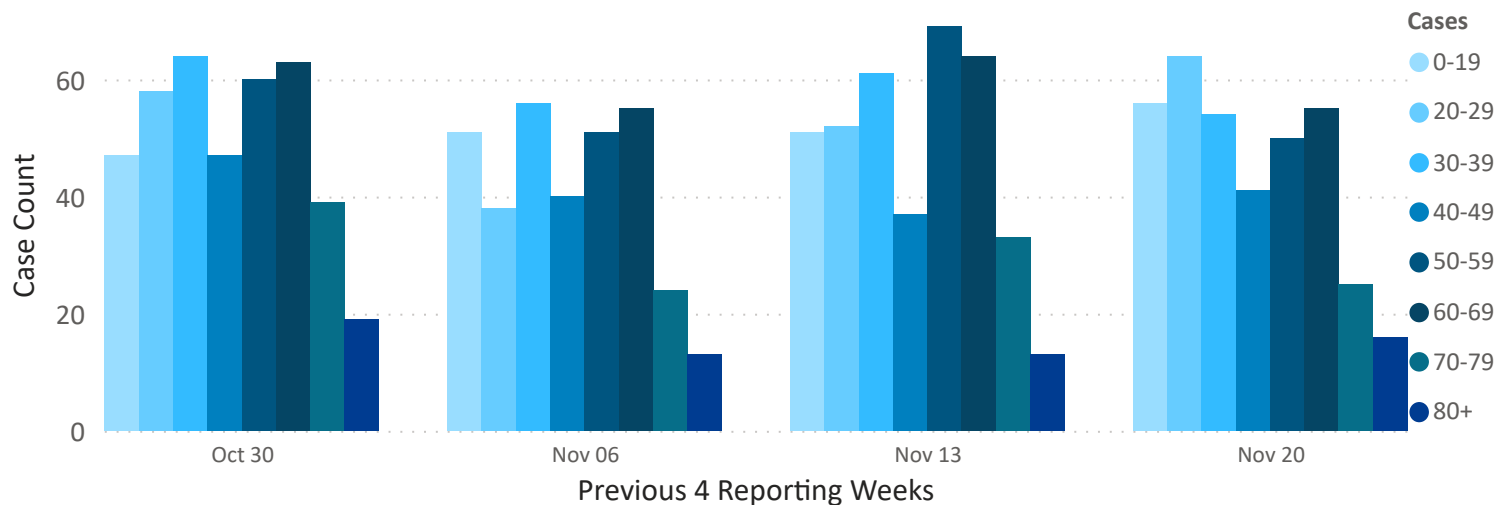
0

Min Age

90

Max Age

Figure 3. COVID-19 Cases in City of Cleveland by Age (Oct 30, 2022 - Nov 26, 2022) (based on 1,466 cases)



43.73

Average Age

0

Min Age

96

Max Age

Cleveland Department of Public Health
75 Erievue Plaza, Floor 3
Cleveland, Ohio 44114
Office: 216-420-7743
Fax: 216-664-6159

Note: Figure 2 does not include 1 case whose age are unknown. Figure 3 does not include 3 cases whose age are unknown. See page 18 for "Confirmed" and "Probable" case definitions.



COVID-19 WATCH

Weekly Coronavirus Disease (COVID-19) Surveillance Report
Friday, December 02, 2022

Cases by Gender

Figure 4. City of Cleveland COVID-19 Cases by Gender (Nov 20, 2022 - Nov 26, 2022) (based on 361 cases)

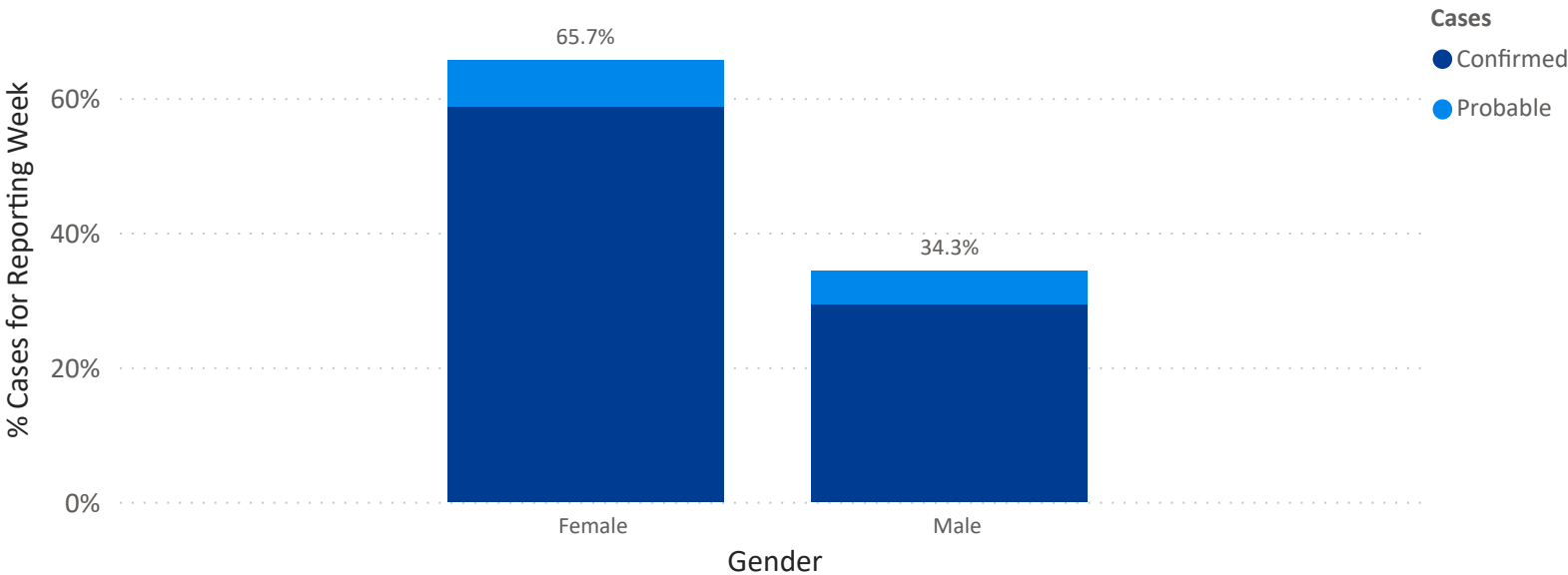
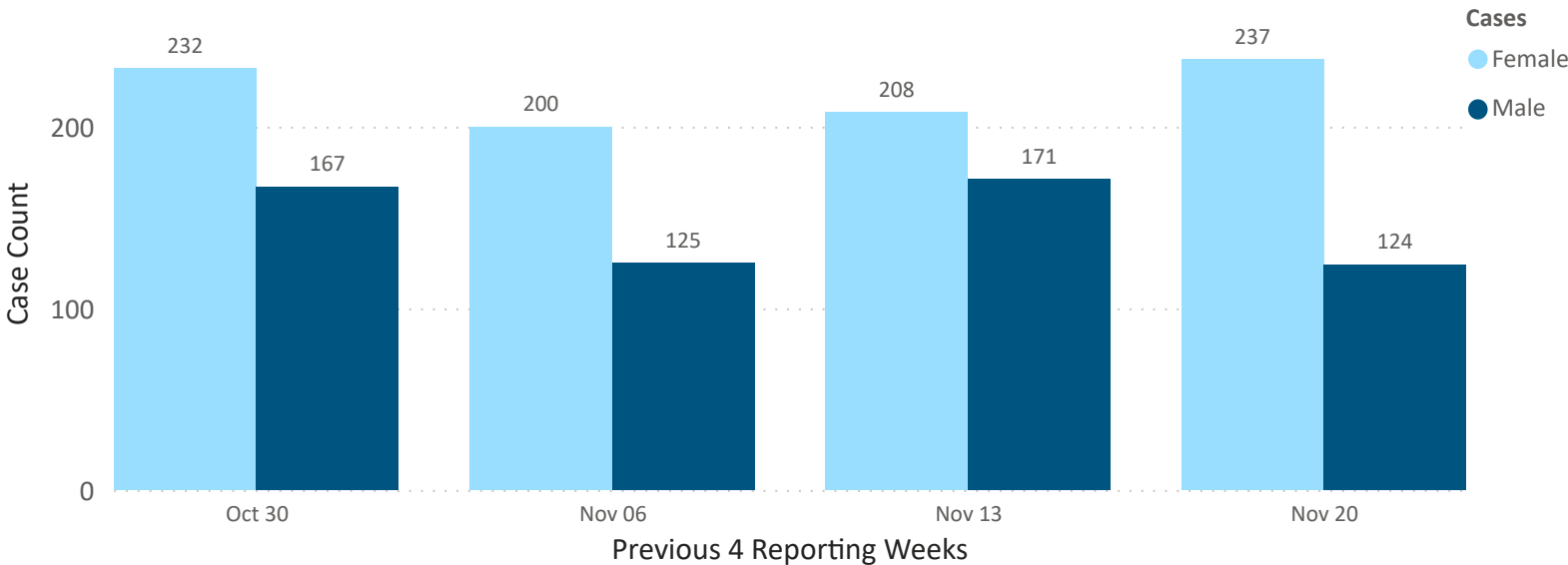


Figure 5. COVID-19 Cases in City of Cleveland by Gender (Oct 30, 2022 - Nov 26, 2022) (based on 1,464 cases)



Note: Figure 4 does not include 1 case whose sex is unknown. Figure 5 does not include 5 cases whose sex is unknown.



COVID-19 WATCH

Weekly Coronavirus Disease (COVID-19) Surveillance Report
Friday, December 02, 2022

Cases by Race

Figure 6. City of Cleveland COVID-19 Cases by Race (Nov 20, 2022 - Nov 26, 2022) (based on 327 cases)

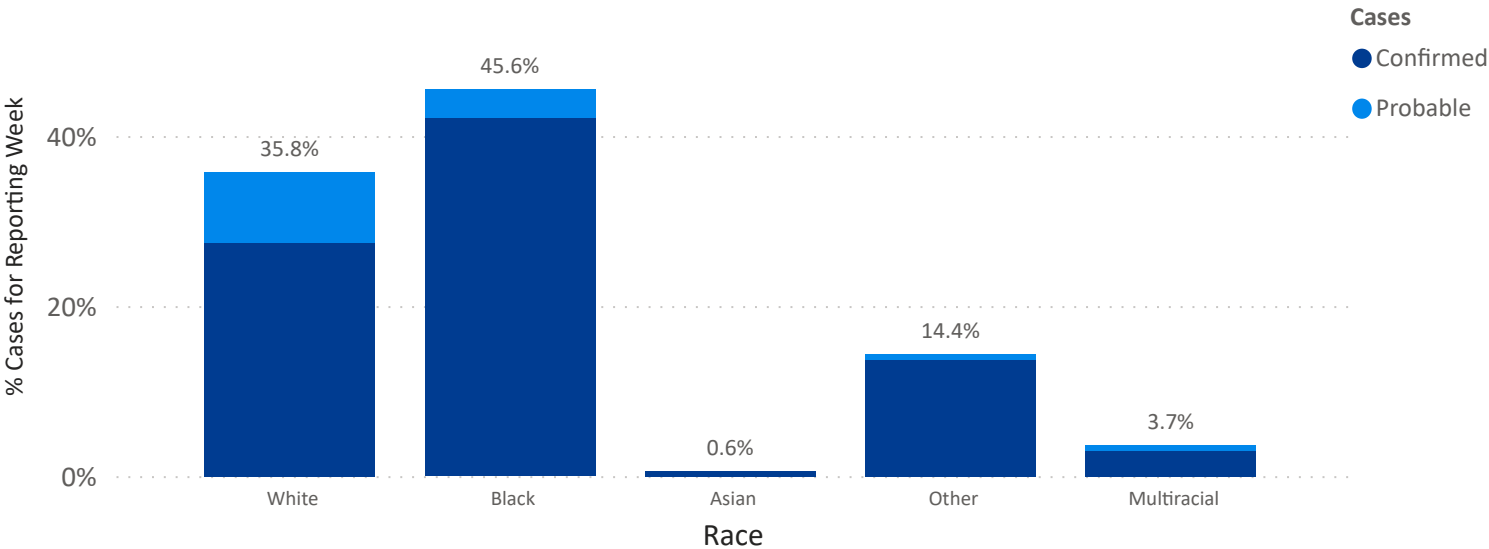
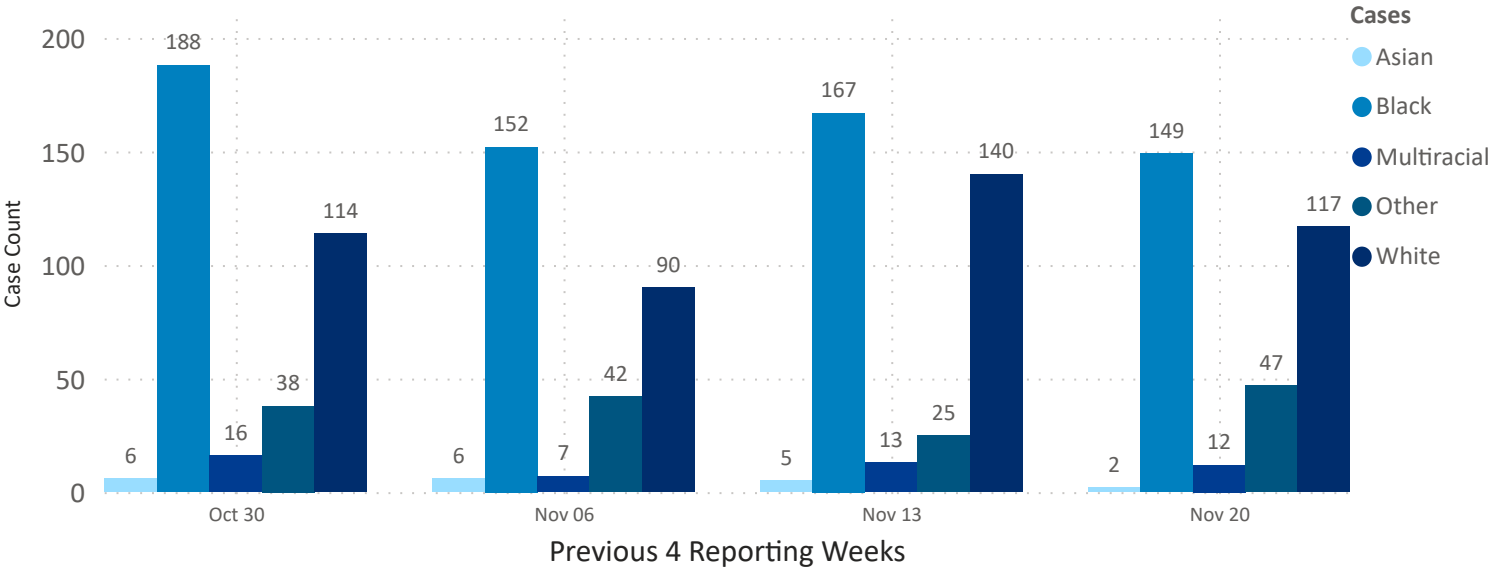


Figure 7. COVID-19 Cases in City of Cleveland by Race (Oct 30, 2022 - Nov 26, 2022) (based on 1,336 cases)



Cleveland Department of Public Health
75 Erievue Plaza, Floor 3
Cleveland, Ohio 44114
Office: 216-420-7743
Fax: 216-664-6159

Note: Figure 6 does not include 35 cases whose race is unknown. Figure 7 does not include 133 cases whose races is unknown. American Indian/Alaska Native and Native Hawaiian/Pacific Islander are included under Other races.



COVID-19 WATCH

Weekly Coronavirus Disease (COVID-19) Surveillance Report
Friday, December 02, 2022

Cases by Ethnicity

Figure 8. City of Cleveland COVID-19 Cases by Ethnicity (Nov 20, 2022 - Nov 26, 2022) (based on 362 cases)

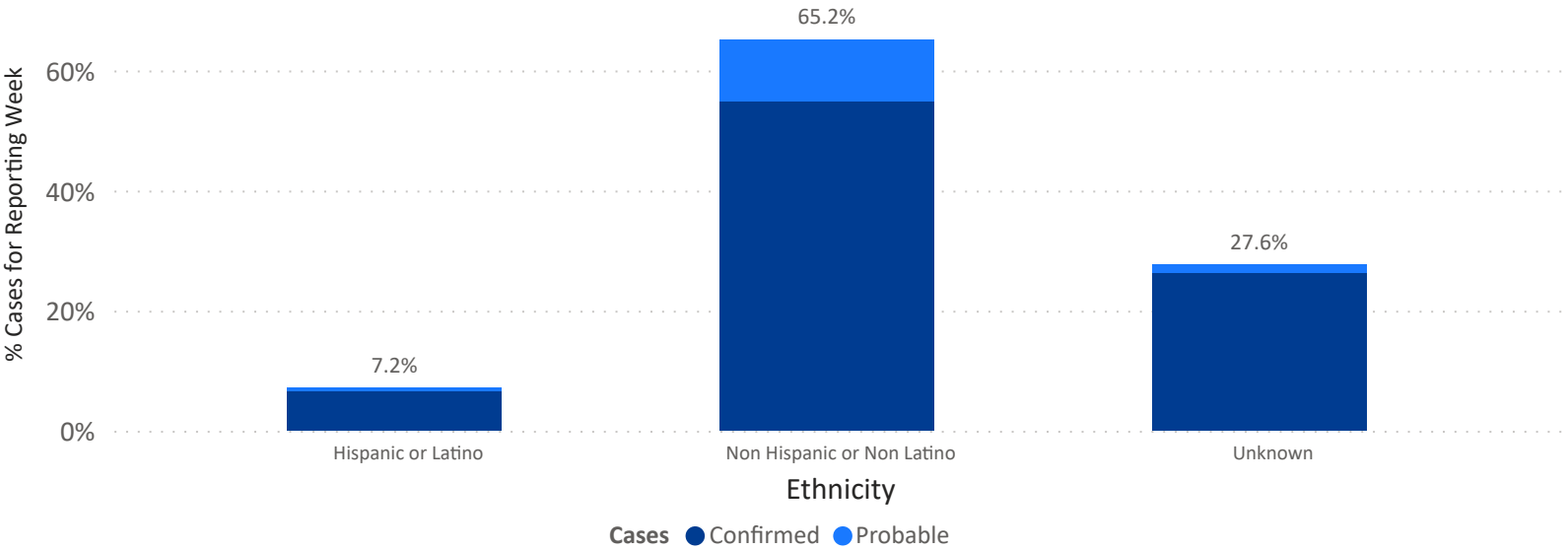
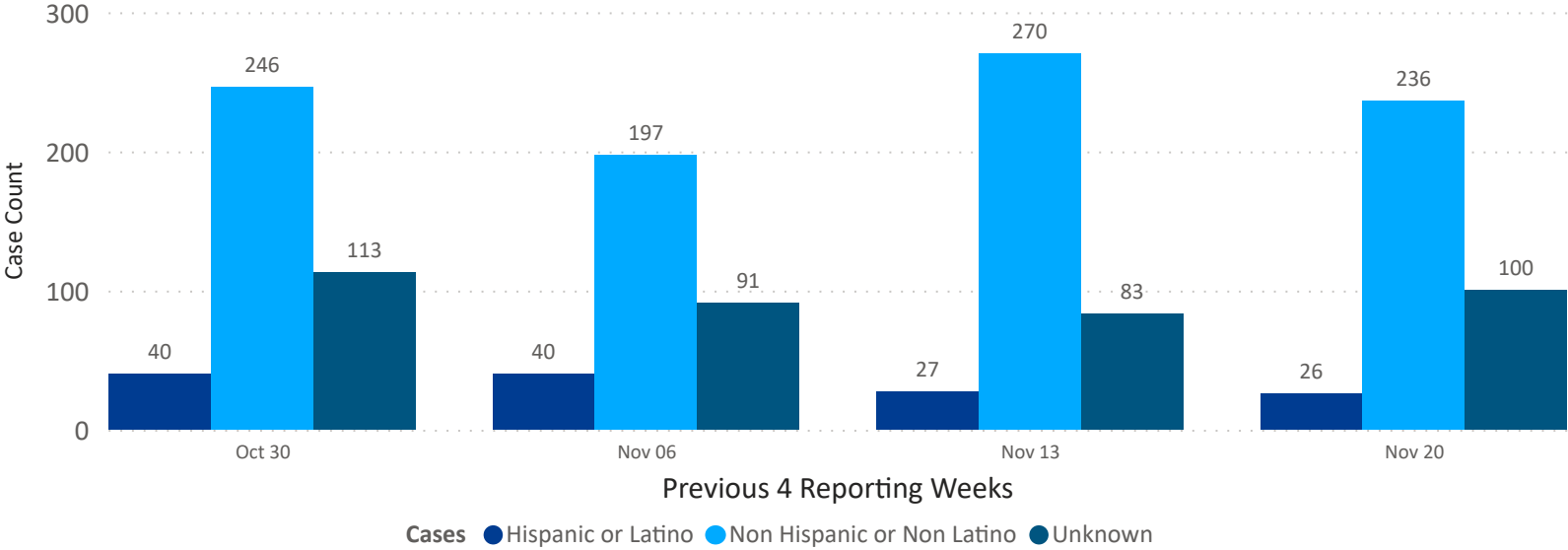


Figure 9. COVID-19 Cases in City of Cleveland by Ethnicity (Oct 30, 2022 - Nov 26, 2022) (based on 1,469 cases)



Cleveland Department of Public Health
75 Erievue Plaza, Floor 3
Cleveland, Ohio 44114
Office: 216-420-7743
Fax: 216-664-6159



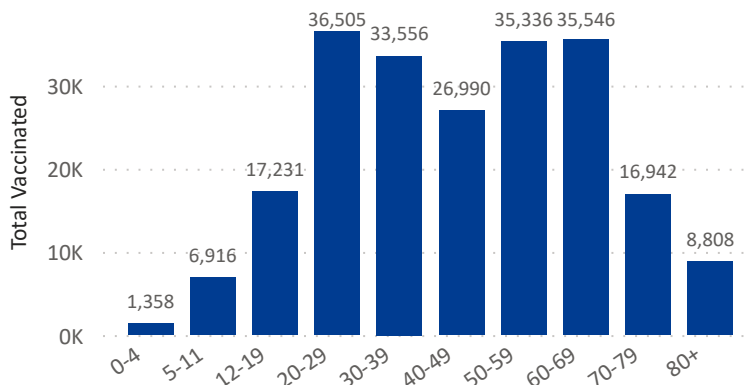
COVID-19 WATCH

Weekly Coronavirus Disease (COVID-19) Surveillance Report
Friday, December 02, 2022

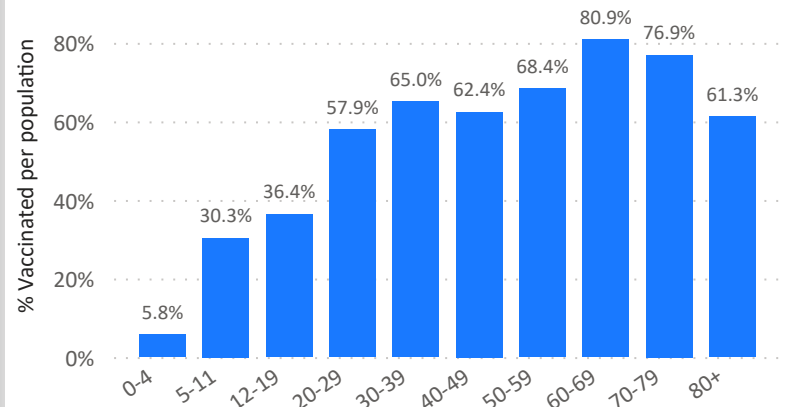
Demographics of Cleveland Residents who have received any dose of vaccine through November 26, 2022

Age Groups

Number of Vaccinated Cleveland Residents by Age Group (based on 219,188 residents)

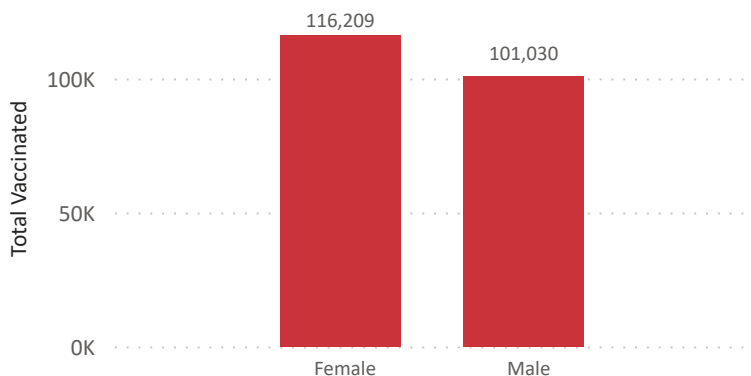


% of Cleveland Residents Vaccinated per Age Group

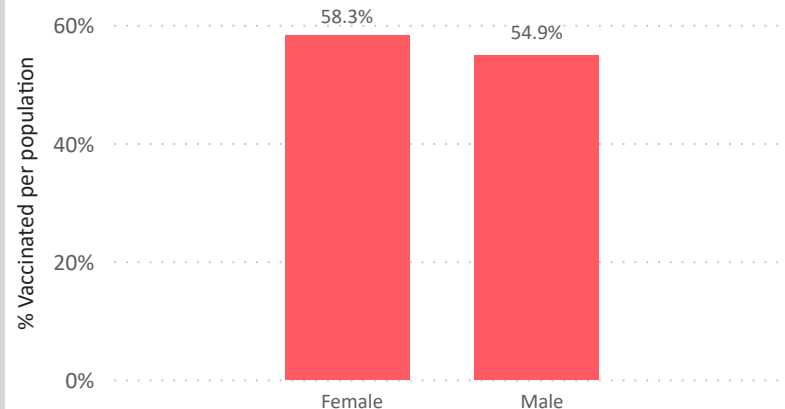


Sex

Number of Vaccinated Cleveland Residents by Sex (based on 217,239 residents)



% of Cleveland Residents Vaccinated per Sex



Cleveland Department of Public Health

75 Erieview Plaza, Floor 3
Cleveland, Ohio 44114
Office: 216-420-7743
Fax: 216-664-6159

The total Cleveland population of 383,331 along with the age, race, sex, and ethnicity data are estimates reported by the US Census Bureau 2019. There are no estimates for "Unknown" or "Other" sex and age groups, so percent of population cannot be calculated for these groups. Data for % Vaccinated out of total population graphs can be read, for example, "76.9 % of the 70-79 year old population in Cleveland have received at least one dose of the COVID-19 vaccine". Sex graph does not include 1,884 "unknown" and 65 "other".

These graphs represent Cleveland residents who received any dose of a COVID-19 vaccine.



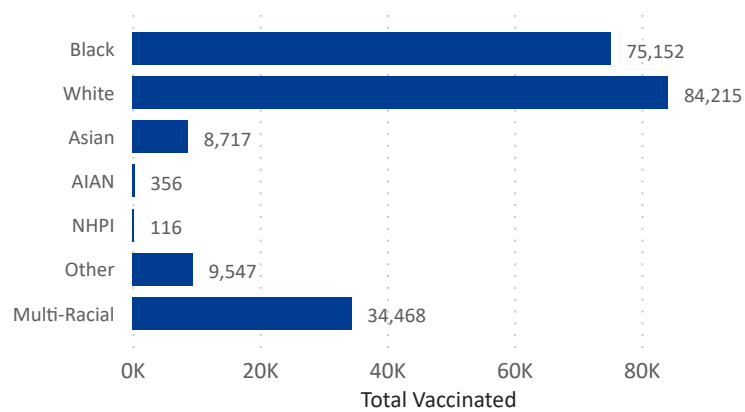
COVID-19 WATCH

Weekly Coronavirus Disease (COVID-19) Surveillance Report
Friday, December 02, 2022

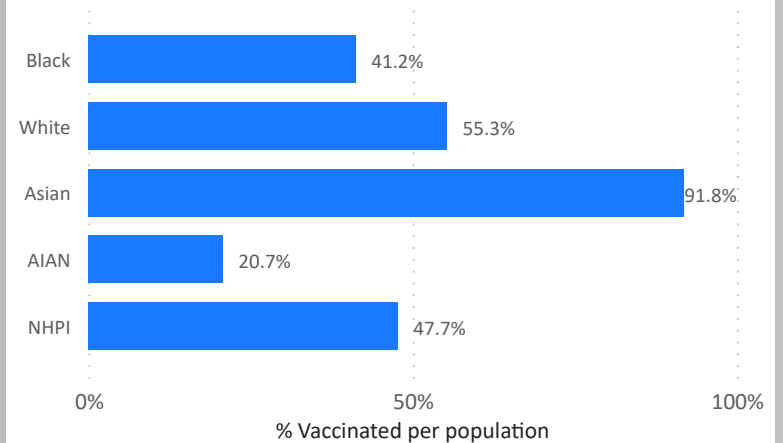
Demographics of Cleveland Residents who have received any dose of vaccine through November 26, 2022

Race

Number of Vaccinated Cleveland Residents by Race (based on 212,571 residents)

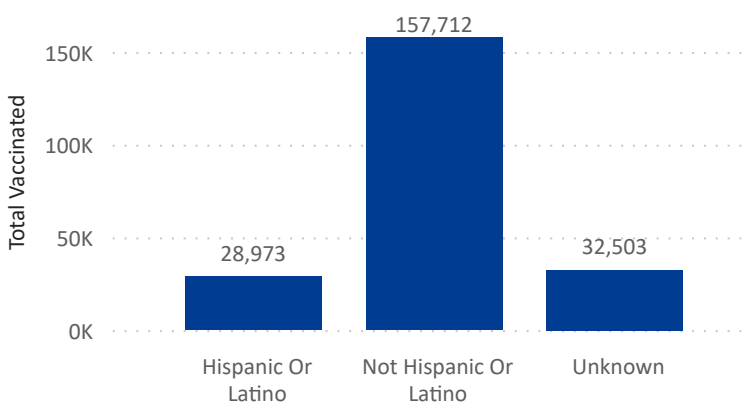


% of Cleveland Residents Vaccinated per Race Population

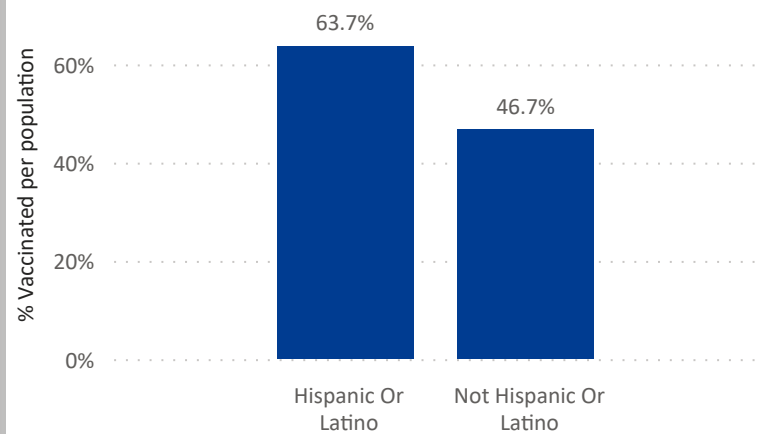


Ethnicity

Number of Vaccinated Cleveland Residents by Ethnicity (based on 219,188 residents)



% of Cleveland Residents Vaccinated per Ethnicity



Cleveland Department of Public Health

75 Erieview Plaza, Floor 3
Cleveland, Ohio 44114
Office: 216-420-7743
Fax: 216-664-6159

The total Cleveland population of 383,331 along with the age, race, sex, and ethnicity data are estimates reported by the US Census Bureau 2019. There are no population estimates for "Unknown" and "Other" race and ethnicity categories, so % population cannot be calculated for these groups. AIAN = American Indian/Alaska Native; NHPI = Native Hawaiian/Pacific Islander. Other race does not include two or more races. Race graph does not include 6,617 unknown race. These graphs represent Cleveland residents who received any dose of a COVID-19 vaccine.



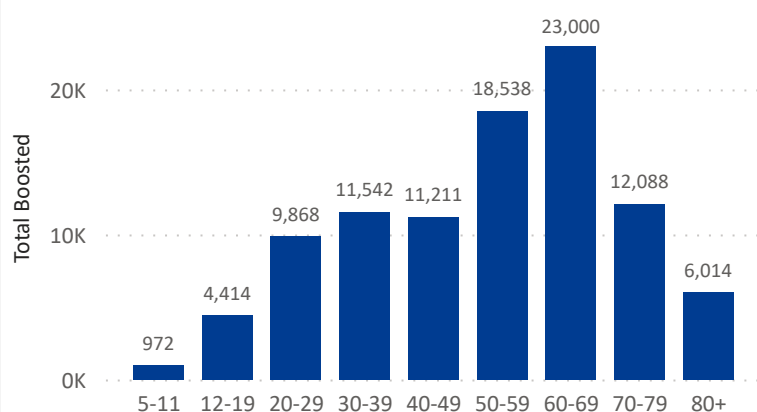
COVID-19 WATCH

Weekly Coronavirus Disease (COVID-19) Surveillance Report
Friday, December 02, 2022

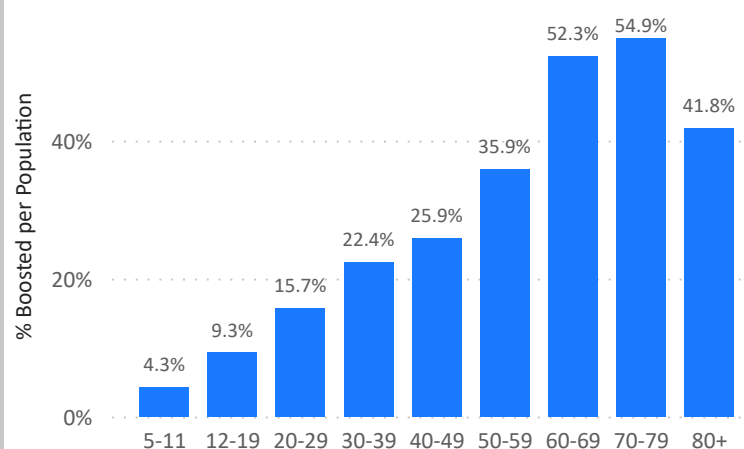
Demographics of Cleveland Residents who received a booster dose through November 26, 2022

Age Groups

Number of Boosted Cleveland Residents by Age Group (based on 97,647 residents)

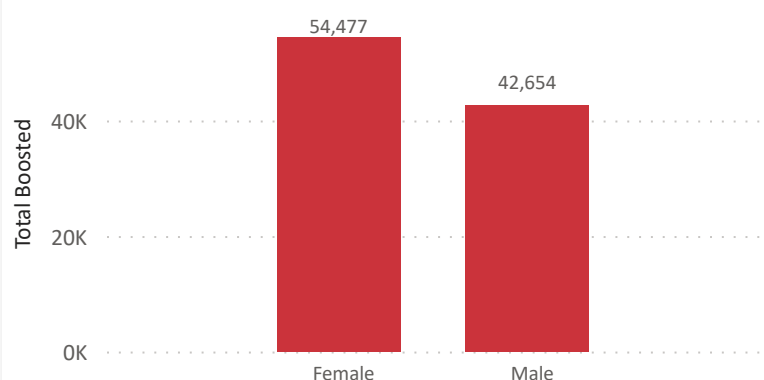


% of Cleveland Residents Boosted by Age Group

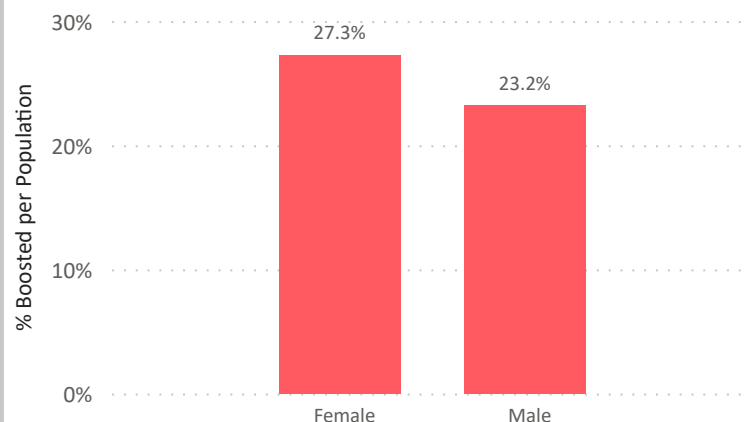


Sex

Number of Boosted Cleveland Residents by Sex (based on 97,131 residents)



% of Cleveland Residents Boosted per Sex



Cleveland Department of Public Health
75 Erieview Plaza, Floor 3
Cleveland, Ohio 44114
Office: 216-420-7743
Fax: 216-664-6159

The total Cleveland population of 383,331 along with the age, race, sex, and ethnicity data are estimates reported by the US Census Bureau 2019. There are no estimates for "Unknown" or "Other" sex and age groups, so percent of population cannot be calculated for these groups. Data for % boosted out of total population graphs can be read as, for example, "41.8% of the 80+ year old population in Cleveland have received their booster dose". Sex graph does not include 498 "Unknown" and 20 "Other". These graphs represent Cleveland residents who received a booster dose. Boosted % represents number of people who received their booster dose among the population of that group.



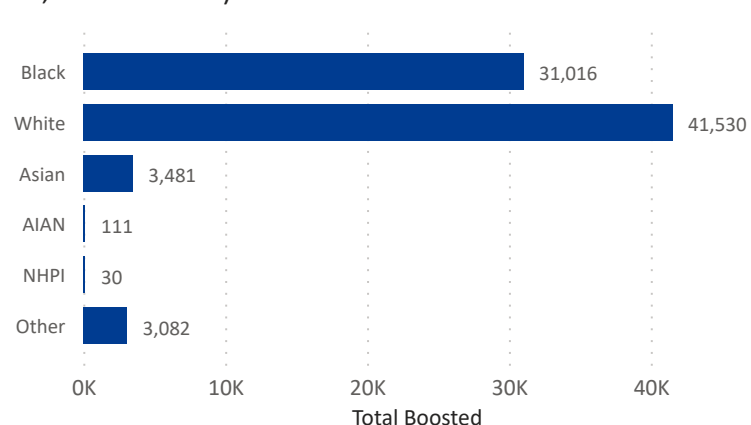
COVID-19 WATCH

Weekly Coronavirus Disease (COVID-19) Surveillance Report
Friday, December 02, 2022

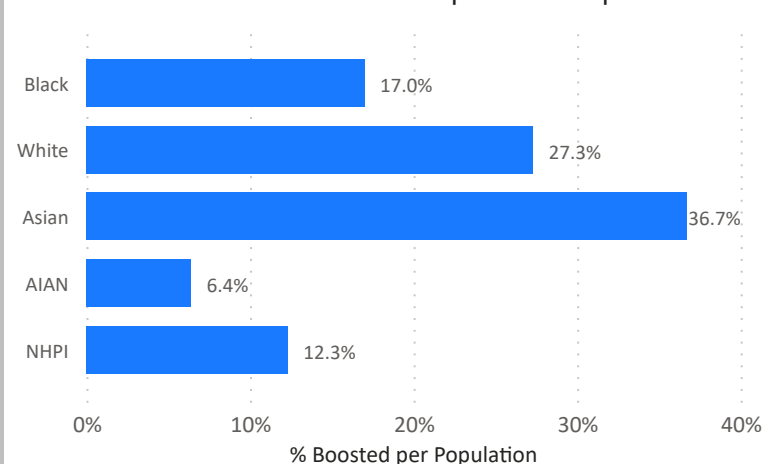
Demographics of Cleveland Residents who received a booster dose through November 26, 2022

Race

Number of Boosted Cleveland Residents by Race (based on 79,250 residents)

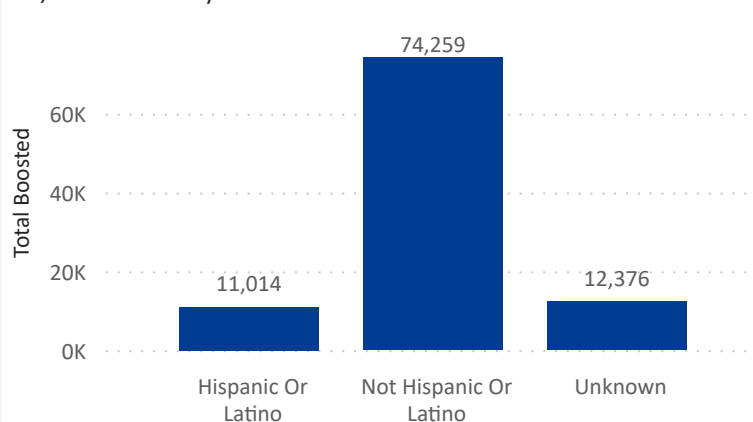


% of Cleveland Residents Boosted per Race Population

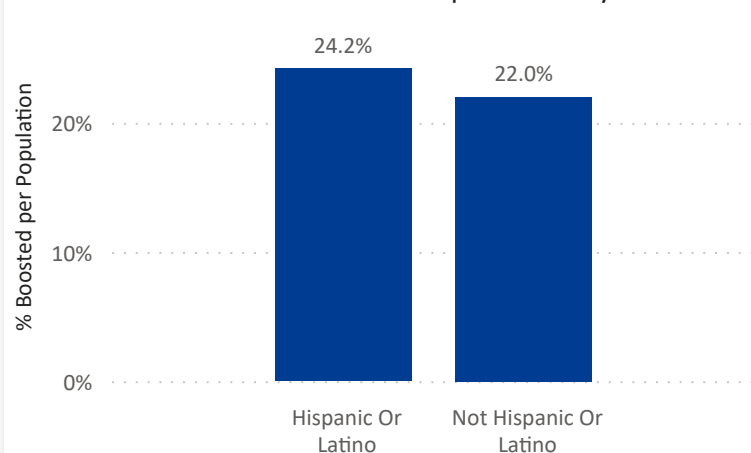


Ethnicity

Number of Boosted Cleveland Residents by Ethnicity (based on 97,649 residents)



% of Cleveland Residents Boosted per Ethnicity



Cleveland Department of Public Health
75 Erieview Plaza, Floor 3
Cleveland, Ohio 44114
Office: 216-420-7743
Fax: 216-664-6159

The total Cleveland population of 383,331 along with the age, race, sex, and ethnicity data are estimates reported by the US Census Bureau 2019. There are no population estimates for "Unknown" and "Other" race and ethnicity categories, so % population cannot be calculated for these groups. AIAN = American Indian/Alaska Native; NHPI = Native Hawaiian/Pacific Islander. Other race does not include two or more races. Race graph does not include 16,559 multi-racial and 1,840 unknown race.

These graphs represent Cleveland residents who received a booster dose. Booster % represents number of people who received their booster dose among the population of that group.

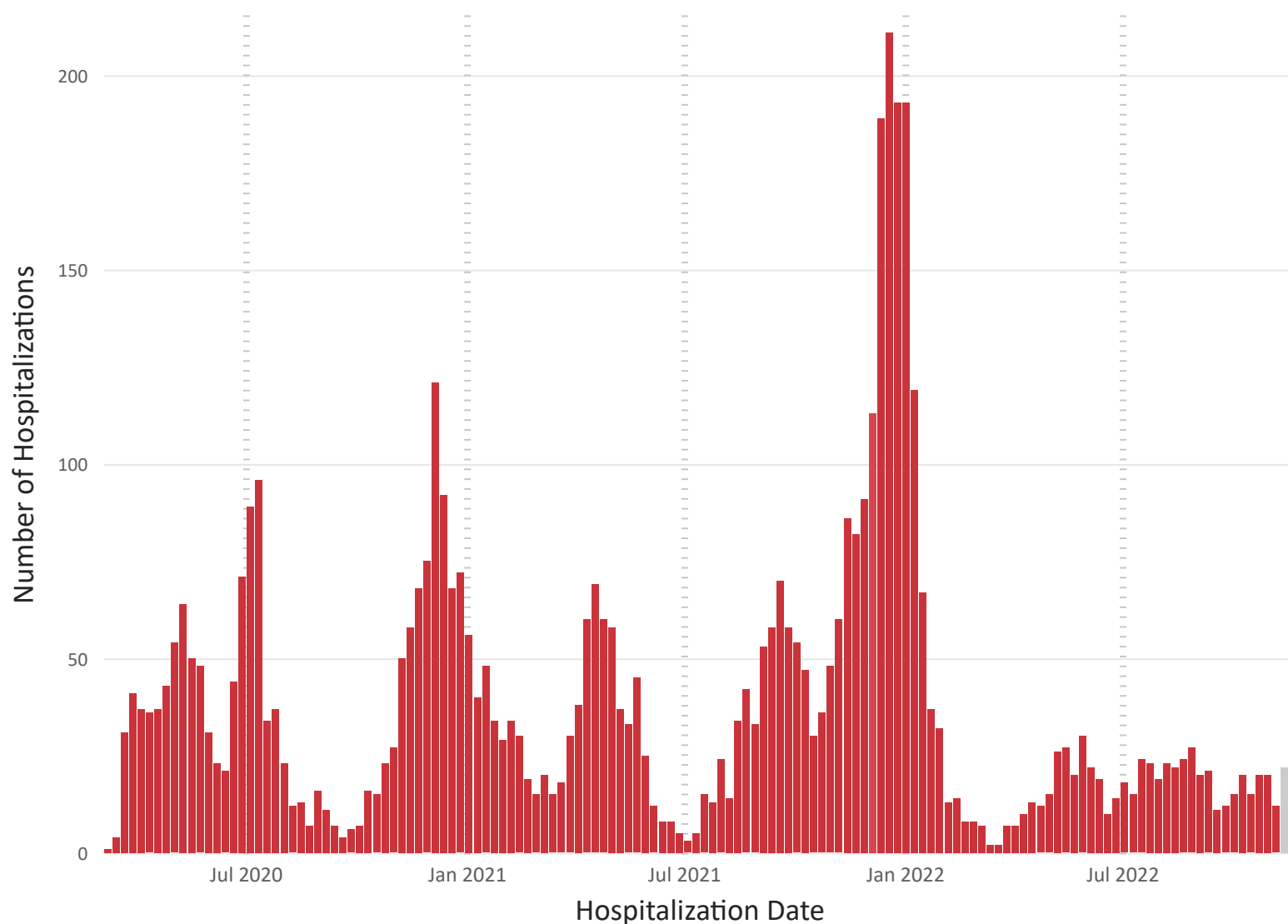


COVID-19 WATCH

Weekly Coronavirus Disease (COVID-19) Surveillance Report
Friday, December 02, 2022

Hospitalization by Admission Date

Figure 10. City of Cleveland COVID-19 Hospitalizations by Reporting Week (Feb 15, 2020 - Nov 26, 2022) (based on 5,317 cases)



Cleveland Department of Public Health
75 Erievue Plaza, Floor 3
Cleveland, Ohio 44114
Office: 216-420-7743
Fax: 216-664-6159

* As of February 12, 2021, hospitalization counts are shown in the present report by hospital admission date. Prior to this date, they had been shown by test date.

* Hospitalization data is preliminary and will be updated in subsequent weeks due to reporting delays.

Note: Figure 10 does not include 387 cases for whom hospital admission date is unknown and 1 case with an admission date prior to February 15, 2020.



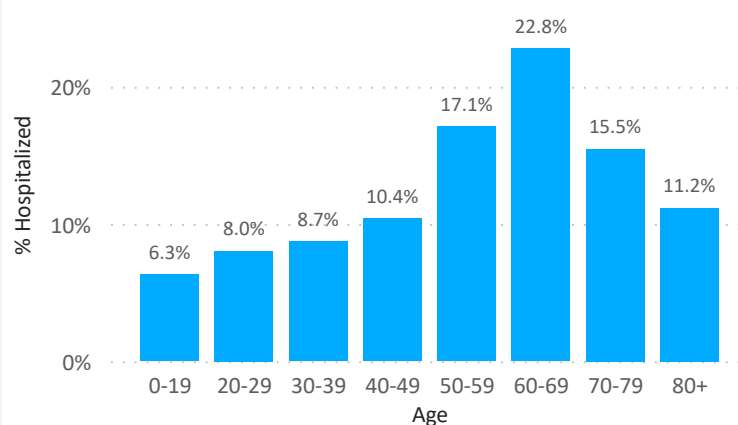
COVID-19 WATCH

Weekly Coronavirus Disease (COVID-19) Surveillance Report
Friday, December 02, 2022

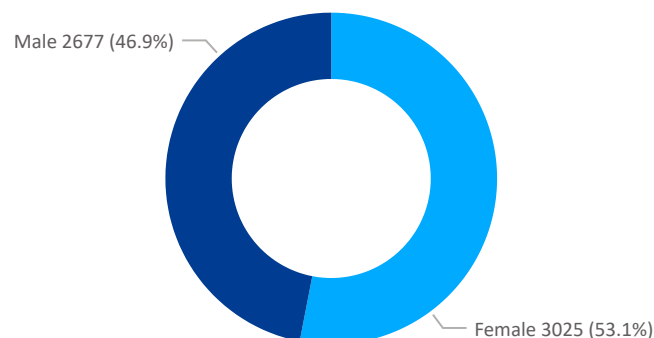
Total Hospitalizations

Figure 11. City of Cleveland COVID-19 Hospitalizations by Demographics (Feb 15, 2020 - Nov 26, 2022) (based on 5,705 cases)

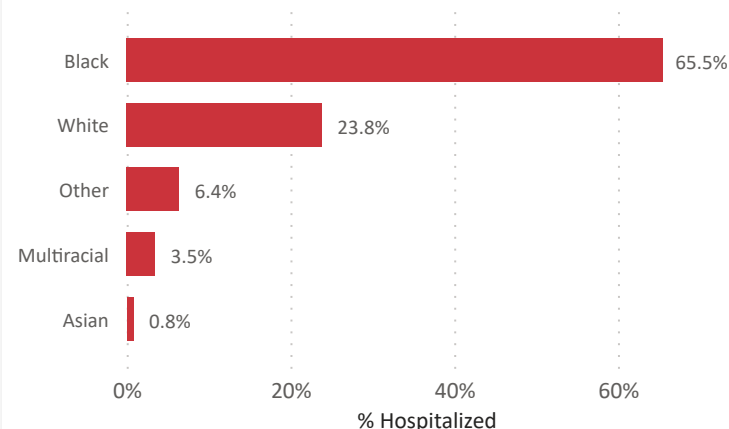
By Age



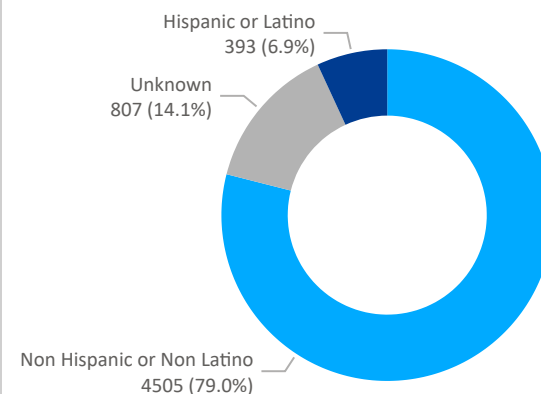
By Gender



By Race



By Ethnicity





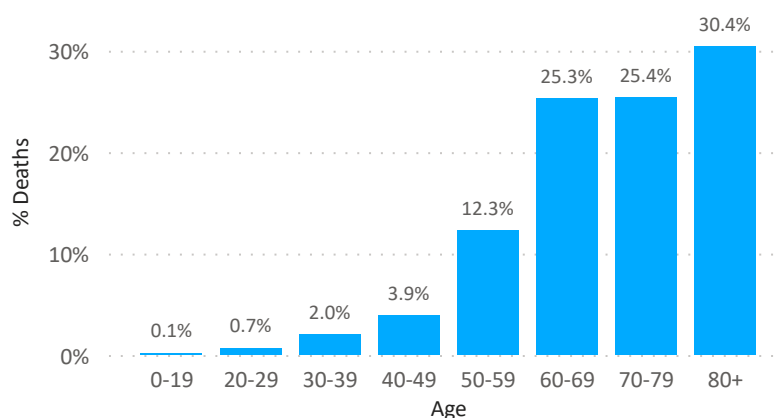
COVID-19 WATCH

Weekly Coronavirus Disease (COVID-19) Surveillance Report
Friday, December 02, 2022

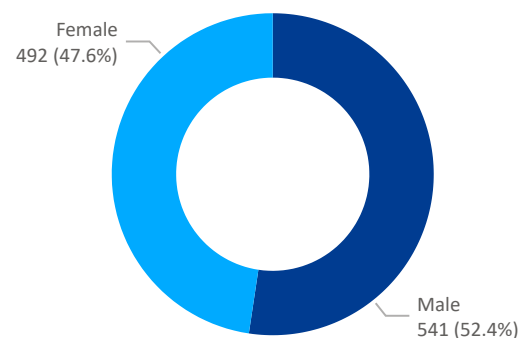
Total Deaths

Figure 12. City of Cleveland COVID-19 Deaths by Demographics (Feb 15, 2020 - Nov 26, 2022) (based on 1,033 cases)

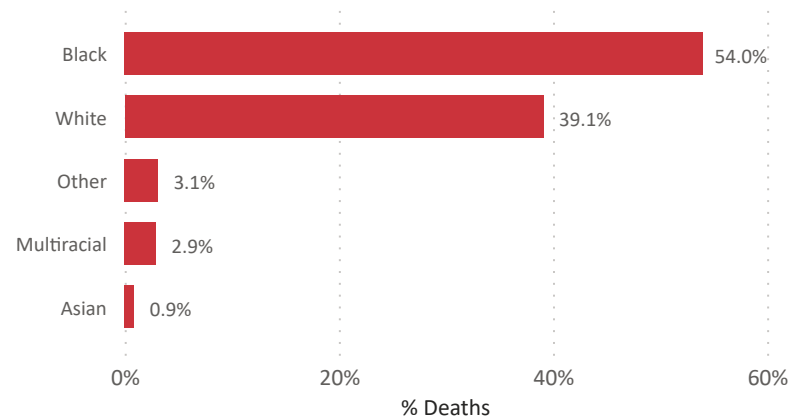
By Age



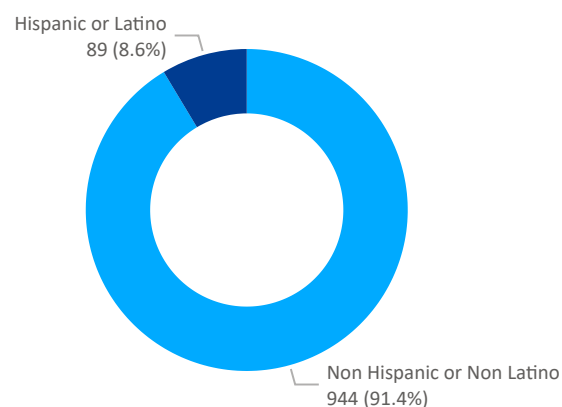
By Gender



By Race



By Ethnicity



Cleveland Department of Public Health

75 Erievue Plaza, Floor 3

Cleveland, Ohio 44114

Office: 216-420-7743

Fax: 216-664-6159

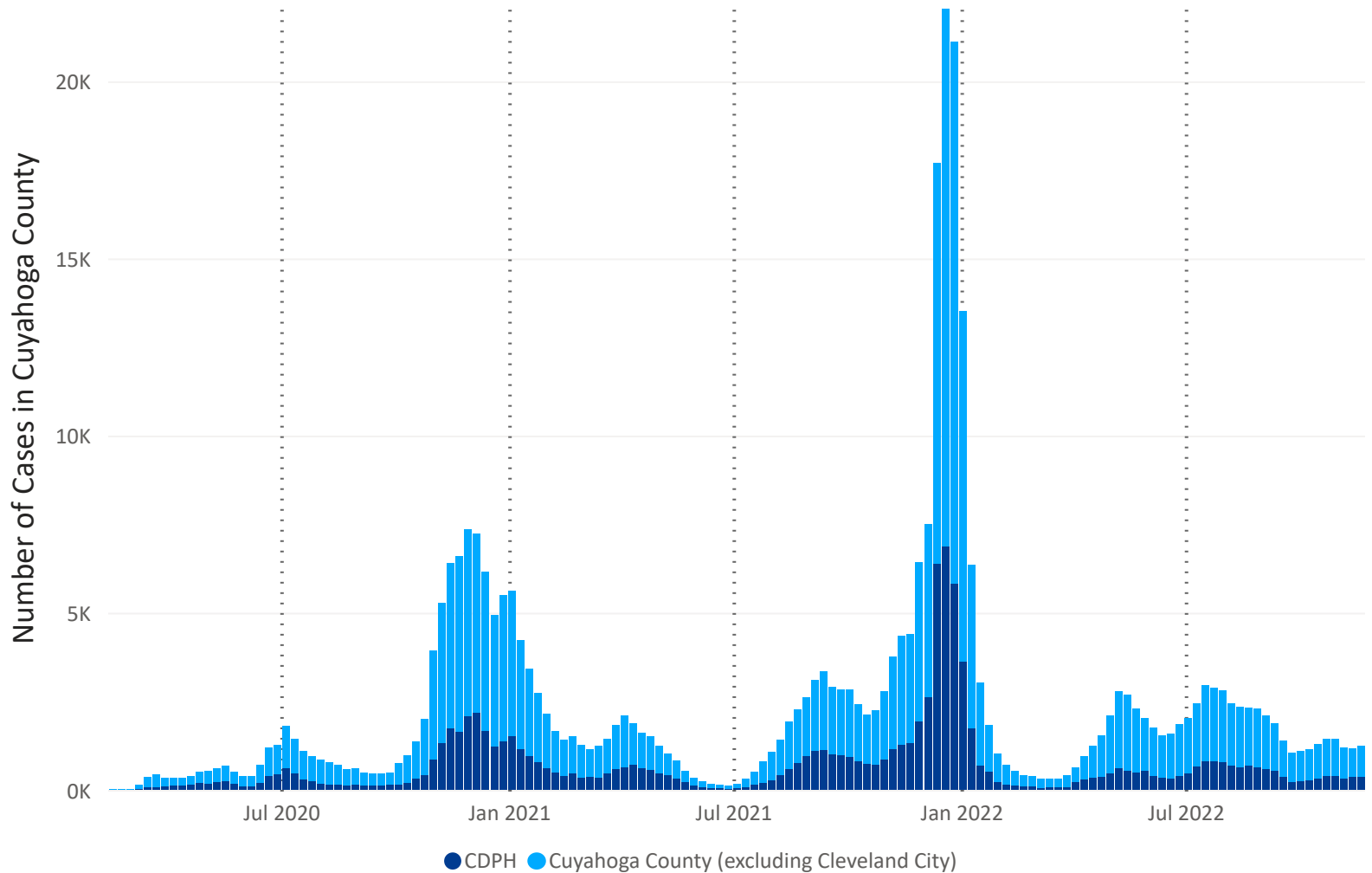


COVID-19 WATCH

Weekly Coronavirus Disease (COVID-19) Surveillance Report
Friday, December 02, 2022

City vs. County Comparisons—Total Number of Cases

Figure 13. Comparison of Total Number of Cases Between the City of Cleveland & Cuyahoga County, Reported Weekly (Feb 15, 2020 - Nov 26, 2022)



96,787

Total Case in Cleveland City

333,457

Total Cases in Cuyahoga County

22.6 %

of Cuyahoga County Cases in Cleveland City

Cleveland Department of Public Health
75 Erievue Plaza, Floor 3
Cleveland, Ohio 44114
Office: 216-420-7743
Fax: 216-664-6159

Note: According to the US Census Bureau, the City of Cleveland represents 31% of the Cuyahoga County population.

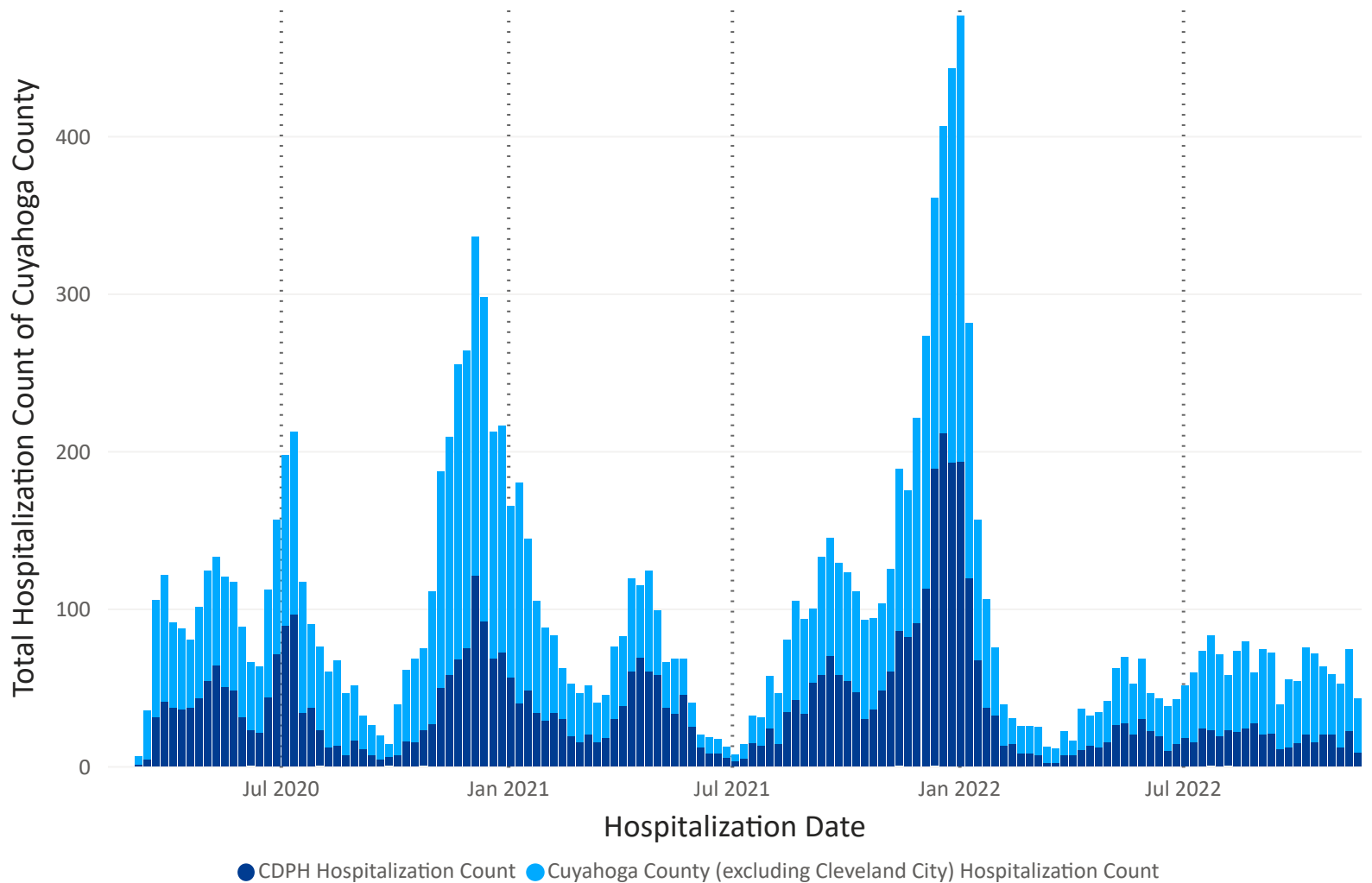


COVID-19 WATCH

Weekly Coronavirus Disease (COVID-19) Surveillance Report
Friday, December 02, 2022

City vs. County Comparisons—Hospitalization Count

Figure 14. Comparison of Hospitalization Counts Between the City of Cleveland & Cuyahoga County, Reported Weekly (Feb 15, 2020 - Nov 26, 2022)



5,705

Total Hospitalizations in Cleveland City

14,673

Total Hospitalizations in Cuyahoga County

28.5%

of Cuyahoga County Hospitalizations
in Cleveland City

Cleveland Department of Public Health
75 Erieview Plaza, Floor 3
Cleveland, Ohio 44114
Office: 216-420-7743
Fax: 216-664-6159

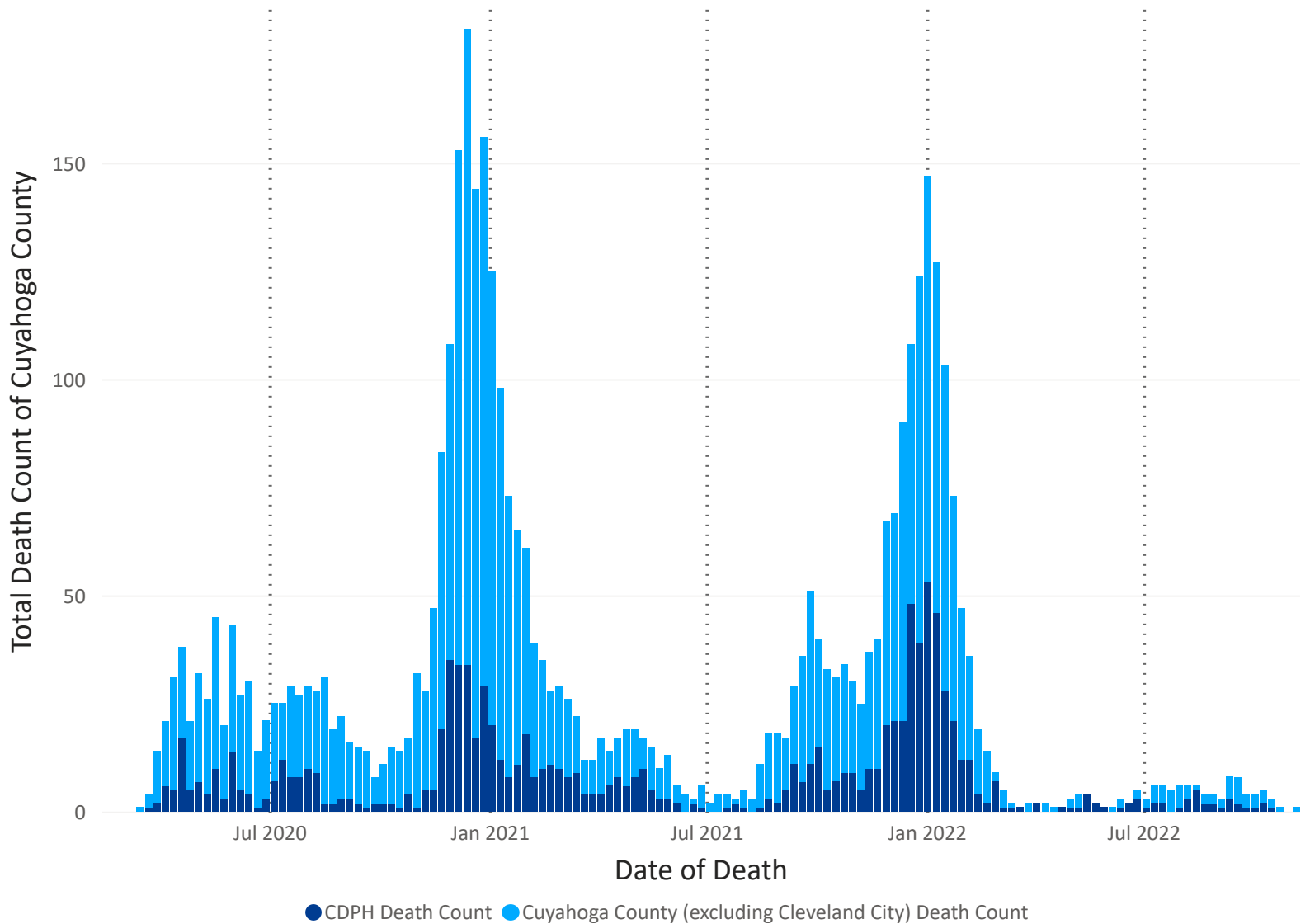


COVID-19 WATCH

Weekly Coronavirus Disease (COVID-19) Surveillance Report
Friday, December 02, 2022

City vs. County Comparisons—Deaths

Figure 15. Comparison of Death Counts Between the City of Cleveland & Cuyahoga County, Reported Weekly (Feb 15, 2020 - Nov 26, 2022)



Cleveland Department of Public Health
75 Erieview Plaza, Floor 3
Cleveland, Ohio 44114
Office: 216-420-7743
Fax: 216-664-6159



COVID-19 WATCH

Weekly Coronavirus Disease (COVID-19) Surveillance Report
Friday, December 02, 2022

Disclaimers

The Cuyahoga County numbers are approximate and have been populated using the DataOhio Portal.

Case Definitions: Confirmed: Meets confirmatory laboratory evidence. NOTE: People with no symptoms and with a confirmatory positive test are reportable as confirmed cases. **Probable:** 1} Does not have a confirmatory positive test but meets symptom(s) criteria **AND** has had close contact with someone who has a confirmed case of SARS-CoV-2. 2} Has a positive antigen test **AND** was reported on or after 11/1/2020. (For reports received prior to 11/1/2020: Has a positive antigen test **AND** either meets symptom(s) criteria **OR** has had close contact with someone who has a confirmed case of SARS-CoV-2). 3} No confirmatory positive test for but SARS-CoV-2 is listed on the death certificate as a cause of death.

Metadata

This data report reflects the period starting from February 15, 2020 through November 26, 2022 for the City of Cleveland, Ohio.

Total Cases represent confirmed and probable cases.

Cleveland City data and Cuyahoga County data are compiled on November 29, 2022 using the DataOhio Portal.

Population and demographic data are from the US Census Bureau's 2020 estimates.

Data is preliminary and subject to change.

There may be a delay in reporting.

Data is reported by test date. If test date is unknown, date reported is used as a substitute for the test date. The number of cases can vary based on date used for analysis.

Primary Source: Cleveland Department of Public Health

Organization: Cleveland Department of Public Health

Cleveland Department of Public Health
75 Erieview Plaza, Floor 3
Cleveland, Ohio 44114
Office: 216-420-7743
Fax: 216-664-6159