



# COVID-19 WATCH

Weekly Coronavirus Disease (COVID-19) Surveillance Report  
Friday, December 09, 2022

## Report Contents

**Page 1:** Key Findings

**Pages 2-3:** Overview & Summary

**Pages 4-7:** Case Demographics

**Pages 8-9:** Vaccine Demographics

**Pages 10-11:** Booster Demographics

**Pages 12-13:** Hospitalization Metrics

**Page 14:** Death Metrics

**Pages 15-17:** City vs County Trends

**Page 18:** Metadata

If you have questions concerning the information in this report, email us at [covidreport@clevelandohio.gov](mailto:covidreport@clevelandohio.gov)

Cleveland Department of Public Health  
75 Erieview Plaza, Floor 3  
Cleveland, Ohio 44114  
Office: 216-420-7743  
Fax: 216-664-6159

*The purpose of the COVID-19 Watch is to summarize the coronavirus surveillance in the City of Cleveland, Ohio. This summary report reflects the period starting from February 15, 2020 until December 3, 2022.*

## What Matters Most

1. Cleveland COVID-19 cases increased during the week of November 27th with 513 new cases and a rate of 134 new cases per 100,000 residents. This is consistent with COVID-19 incidence in Ohio more broadly, where there was a 70% increase in new cases. The previous reporting week state-wide COVID-19 incidence held steady around 69 new case per 100,000 residents. The true incidence is likely higher due to positive home tests throughout the state that may not be reported to the health department.

2. There was a 52% increase in COVID-19 incidence among Cleveland residents ages 20-29 years old. COVID-19 continues to disproportionately impact older residents with 72% of COVID-19 hospitalizations being among residents ages 60 year older. According to the ODH COVID-19 dashboard, 7% of COVID-19 hospitalizations in Ohio this week required admission to the ICU.

3. According to the CDC, the Omicron subvariants BQ.1 and BQ.1.1 accounted for 57% of new COVID-19 cases this reporting week. This percentage is expected to increase through the end of 2022. These subvariants are highly transmissible but do not seem to cause more severe illness. The bivalent boosters by Moderna and Pfizer provide protection against severe illness and outcomes.

4. 229 residents received their first COVID-19 shot this week. As of December 6th, 57.2% of Cleveland residents have received any dose of a COVID-19 vaccine, 50.3% have completed their primary vaccination series, and 25.5% have received a booster dose. Cleveland residents that already completed a primary vaccination series are also receiving the bivalent booster shots. Appointments for adults and children can be made by calling 216-664-2222 or visiting [gettheshot.coronavirus.gov](https://gettheshot.coronavirus.gov). COVID-19 and flu can be given at the same visit.

5. Hospitals continue to experience additional strain due to an increase in flu (influenza) and RSV (Respiratory Syncytial Virus) intensity during the fall and winter season. RSV and flu-associated hospitalizations indicate that activity for both infections is far higher than it has been in the last two years. COVID-19, RSV, and flu are all respiratory viruses where infection spread can be reduced with hand washing, cleaning contaminated surfaces, and practicing proper "respiratory etiquette". This entails covering your mouth when you cough and staying home if you are ill until you are fever-free and symptoms are improving.



# COVID-19 WATCH

Weekly Coronavirus Disease (COVID-19) Surveillance Report  
Friday, December 09, 2022

## COVID-19 Summary

MEASURE	TOTAL	CONFIRMED	PROBABLE
Cases	97,300	86,645	10,655
Deaths*	1,033	942	91
Hospitalizations	5,725	5,680	45

## Weekly Summary

MEASURE	TOTAL	CONFIRMED	PROBABLE
Cases	513	468	45
Hospitalizations	18	18	0

## Vaccine Summary\*\*

MEASURE	TOTAL ▼
Total residents who received any dose	219,417
Completed	192,854
Boosted	97,972
Individuals vaccinated by CDPH***	44,181

**Cleveland Department of Public Health**  
75 Erieview Plaza, Floor 3  
Cleveland, Ohio 44114  
Office: 216-420-7743  
Fax: 216-664-6159

\*Final cause of death can take weeks to determine and so the number of deaths in the previous weeks are subject to change as more information is reported from ODH.

\*\*Vaccine data were exported from the DataOhio Portal on December 6, 2022. Vaccination summaries include vaccinations administered to Cleveland residents by any supplier. In CDPH data reporting, individuals are counted in every group of which they meet the criteria. For example, a Cleveland resident who has completed a primary series and received a booster will be included in the counts of each group. Please note, the criteria to have "Completed a Primary Series" differs for individuals who are moderately to severely immunocompromised.

\*\*\* Includes both Cleveland residents and non-residents.

**Note:** See page 18 for "Confirmed" and "Probable" case definitions.

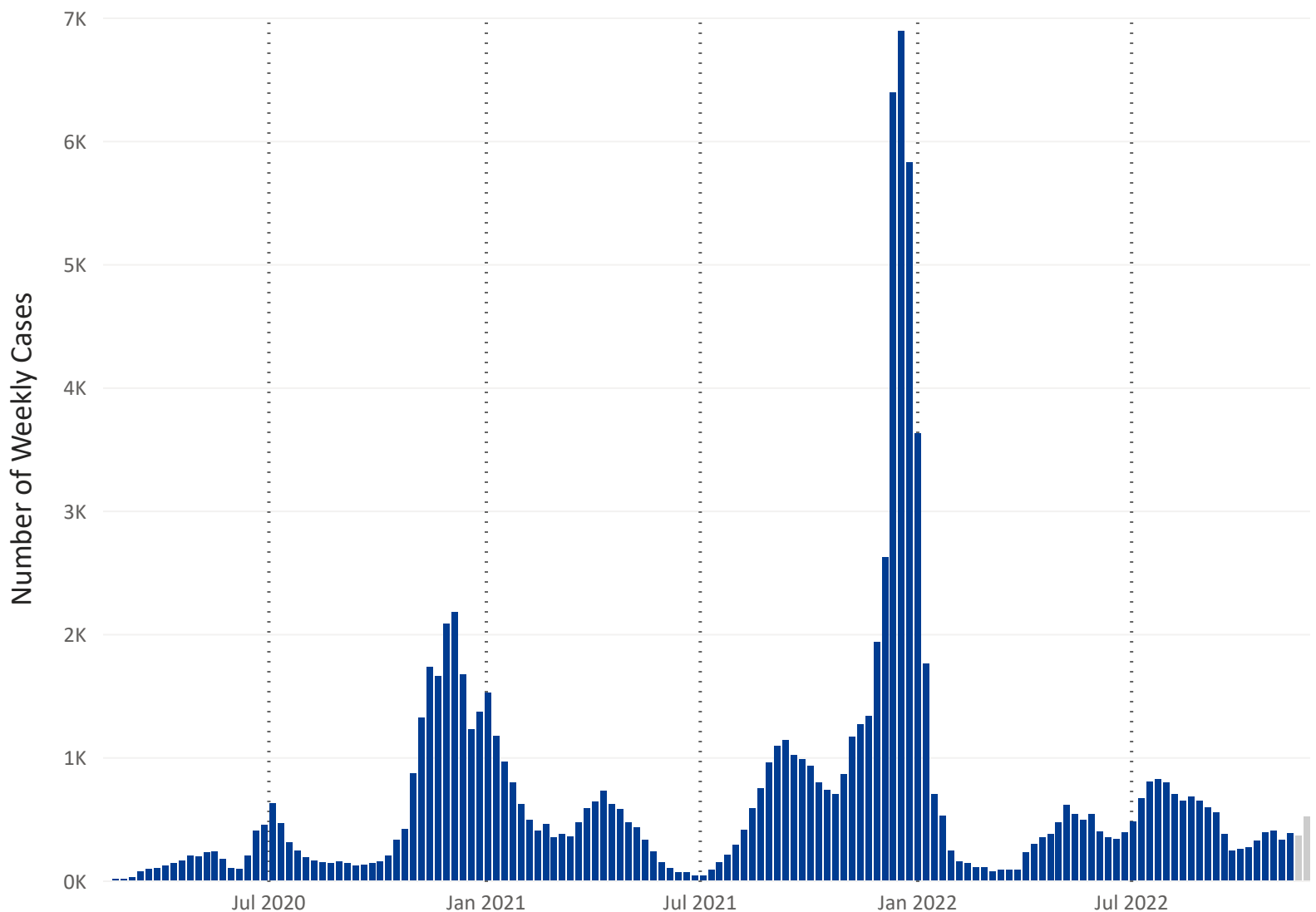


# COVID-19 WATCH

Weekly Coronavirus Disease (COVID-19) Surveillance Report  
Friday, December 09, 2022

## Total Cases by Specimen Collection Date as of December 3, 2022

Figure 1. City of Cleveland COVID-19 Total Cases by Reporting Week (Feb 15, 2020 - Dec 03, 2022) (based on 97,299 cases)



### Cleveland Department of Public Health

75 Erievue Plaza, Floor 3  
Cleveland, Ohio 44114  
Office: 216-420-7743  
Fax: 216-664-6159

**Note:** If test date is unknown, the earliest known date associated with a case is used. One confirmed case reported before February 15 is not included in this graph. Ongoing data cleaning processes and delays in reporting will fluctuate the total number of cases from the previous weeks.

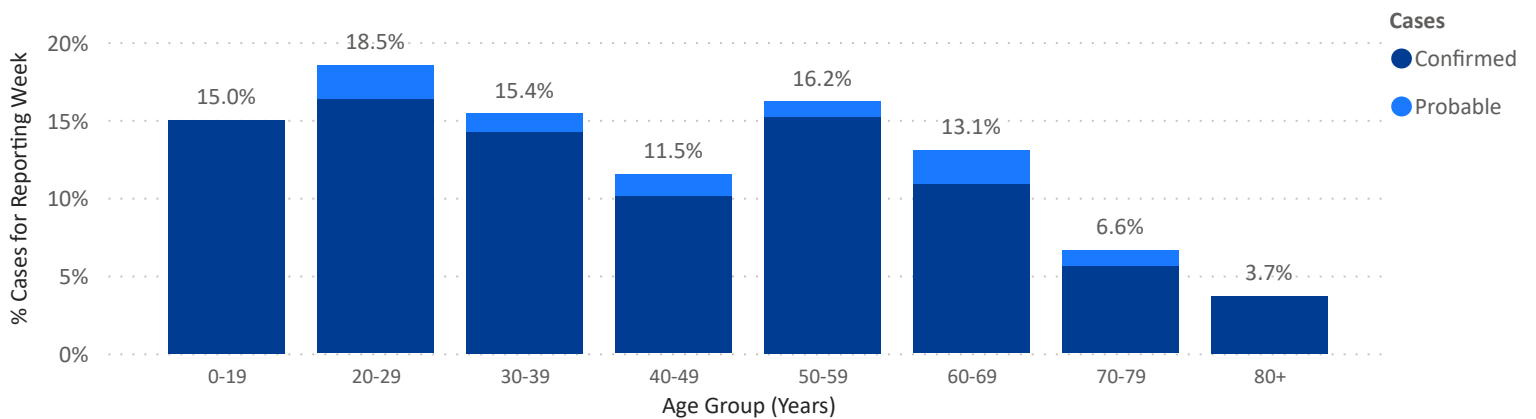


# COVID-19 WATCH

Weekly Coronavirus Disease (COVID-19) Surveillance Report  
Friday, December 09, 2022

## Cases by Age Group

Figure 2. Reporting Week City of Cleveland COVID-19 Cases by Age (Nov 27, 2022 - Dec 03, 2022) (based on 513 cases)



**41.33**

Average Age

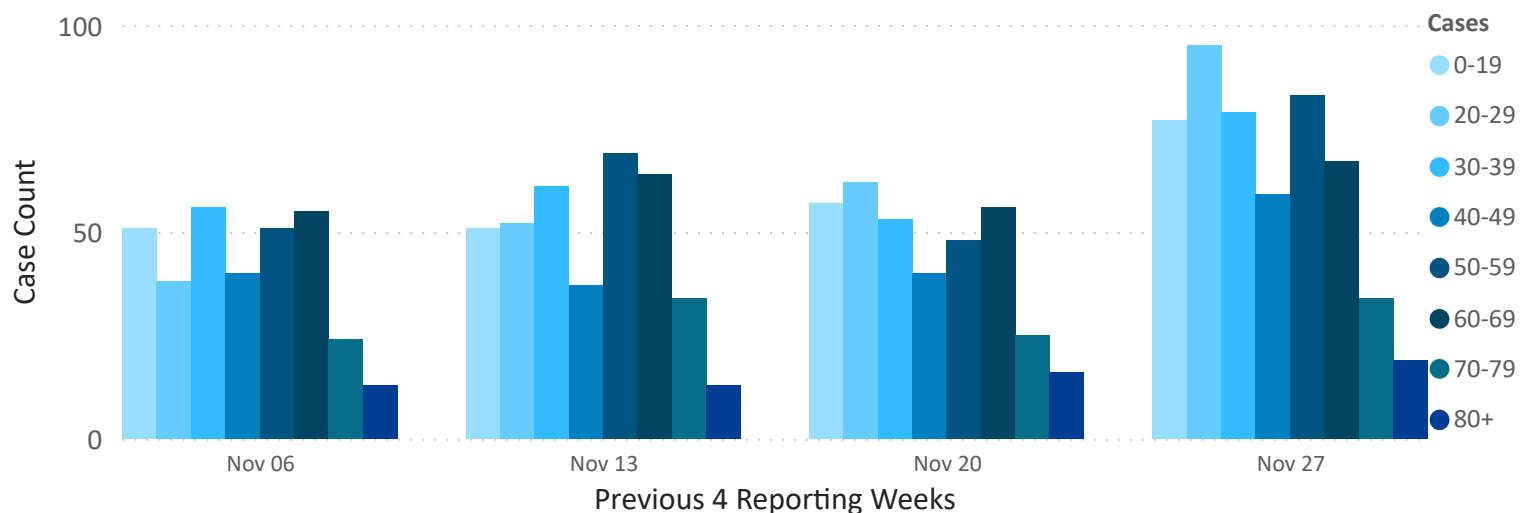
**0**

Min Age

**94**

Max Age

Figure 3. COVID-19 Cases in City of Cleveland by Age (Nov 06, 2022 - Dec 03, 2022) (based on 1,579 cases)



**42.66**

Average Age

**0**

Min Age

**96**

Max Age

**Cleveland Department of Public Health**

75 Erievue Plaza, Floor 3

Cleveland, Ohio 44114

Office: 216-420-7743

Fax: 216-664-6159

**Note:** [Figure 3](#) does not include 1 case whose age are unknown. See page 18 for "Confirmed" and "Probable" case definitions.



# COVID-19 WATCH

Weekly Coronavirus Disease (COVID-19) Surveillance Report  
Friday, December 09, 2022

## Cases by Gender

Figure 4. City of Cleveland COVID-19 Cases by Gender (Nov 27, 2022 - Dec 03, 2022) (based on 512 cases)

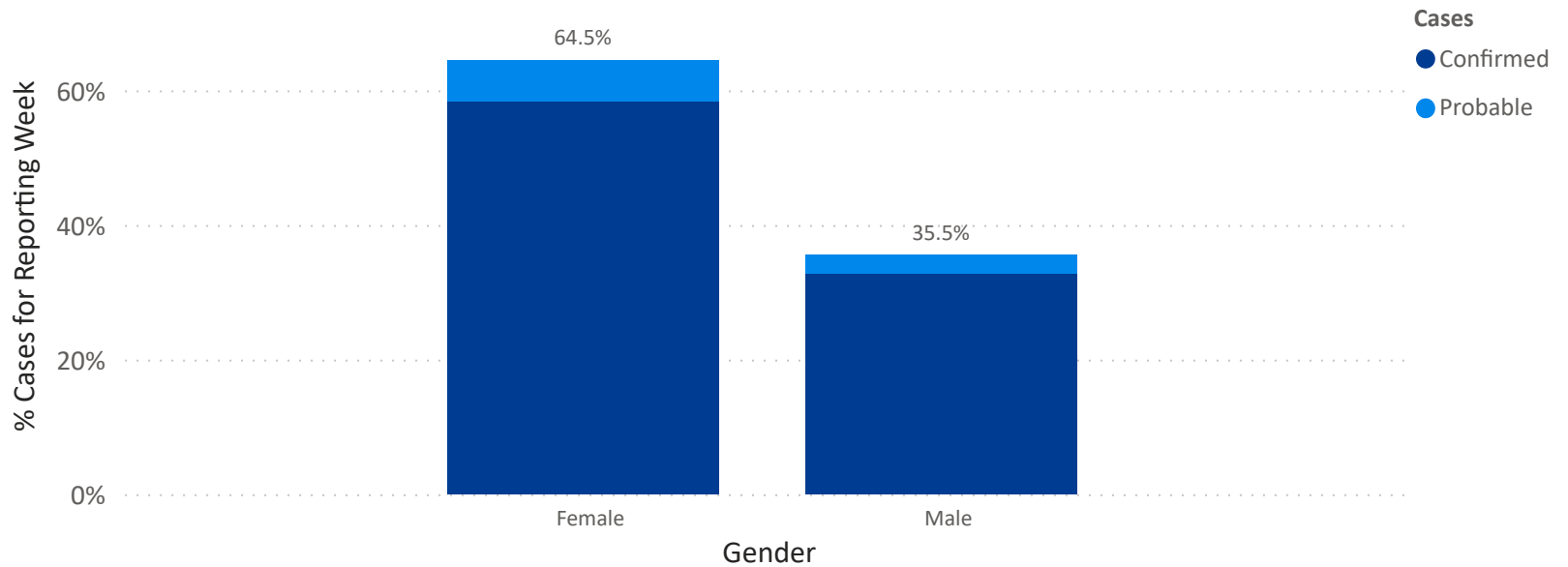
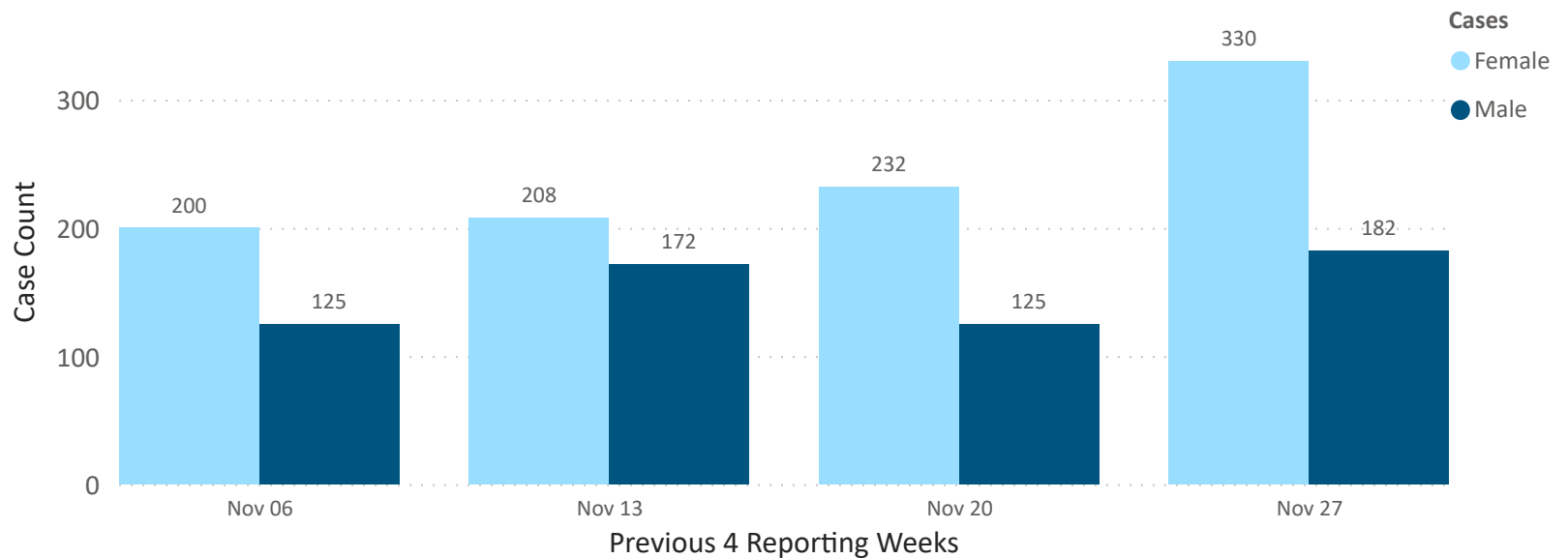


Figure 5. COVID-19 Cases in City of Cleveland by Gender (Nov 06, 2022 - Dec 03, 2022) (based on 1,574 cases)



## Cases by Race

Figure 6. City of Cleveland COVID-19 Cases by Race (Nov 27, 2022 - Dec 03, 2022) (based on 477 cases)

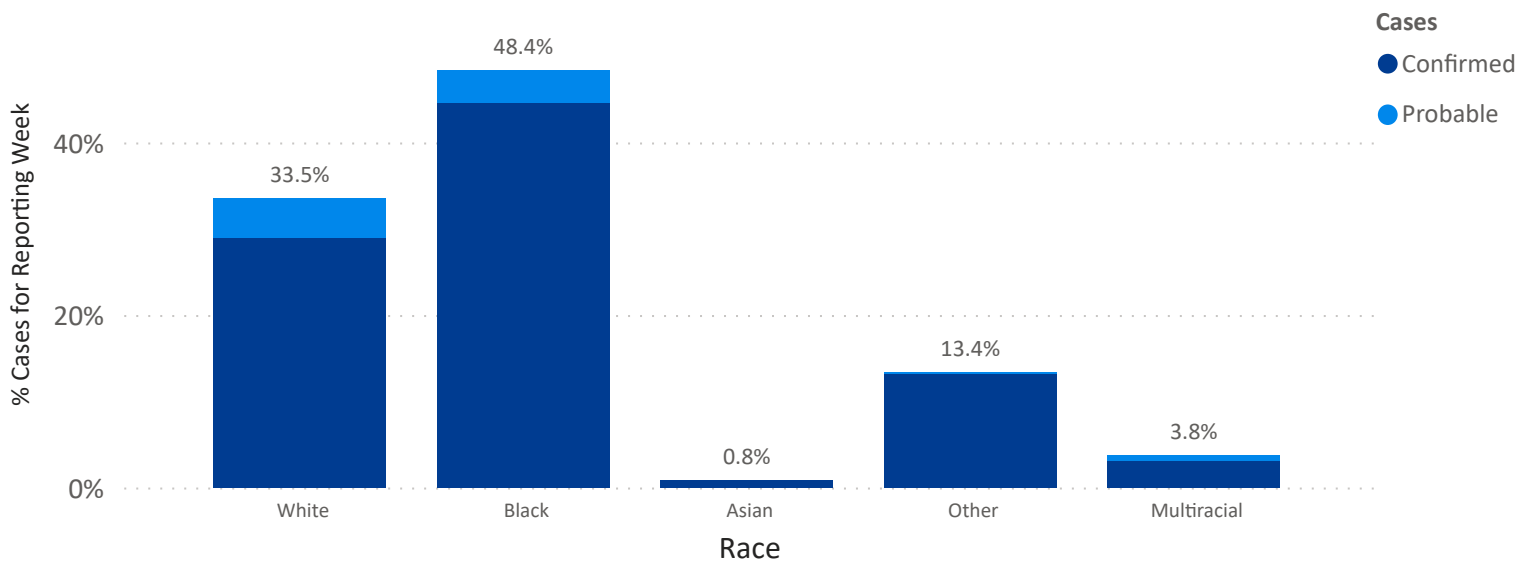
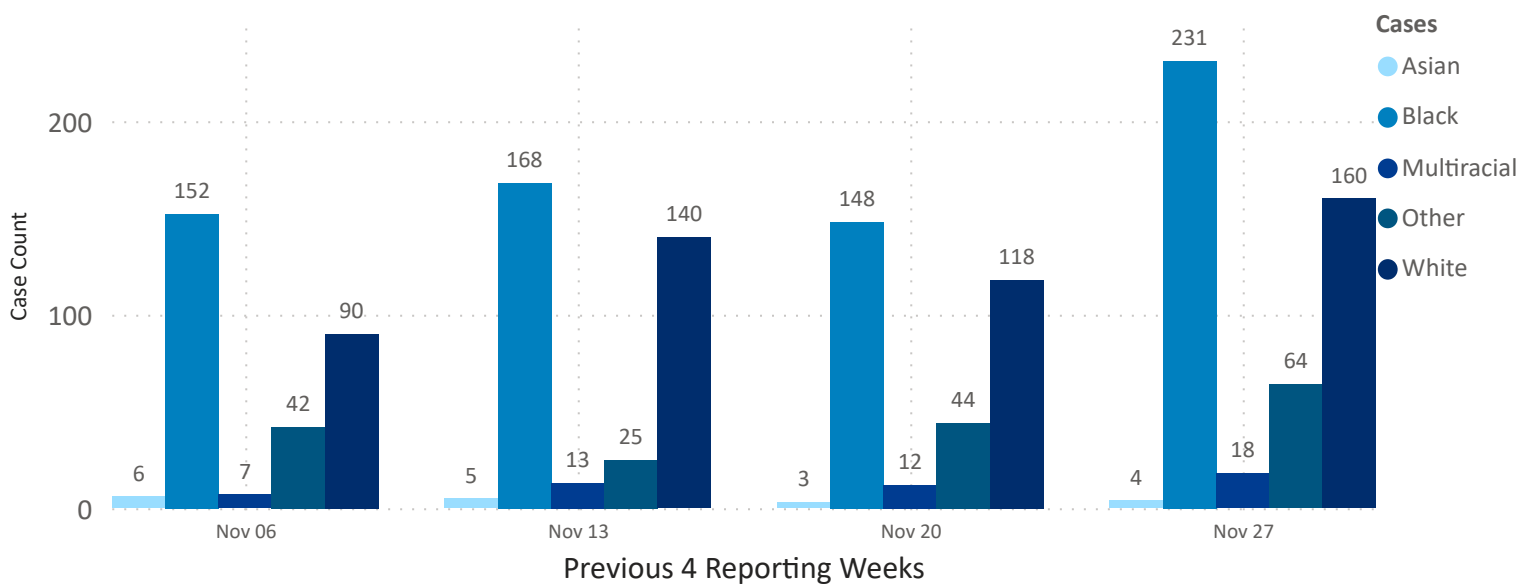


Figure 7. COVID-19 Cases in City of Cleveland by Race (Nov 06, 2022 - Dec 03, 2022) (based on 1,450 cases)





# COVID-19 WATCH

Weekly Coronavirus Disease (COVID-19) Surveillance Report  
Friday, December 09, 2022

## Cases by Ethnicity

Figure 8. City of Cleveland COVID-19 Cases by Ethnicity (Nov 27, 2022 - Dec 03, 2022) (based on 513 cases)

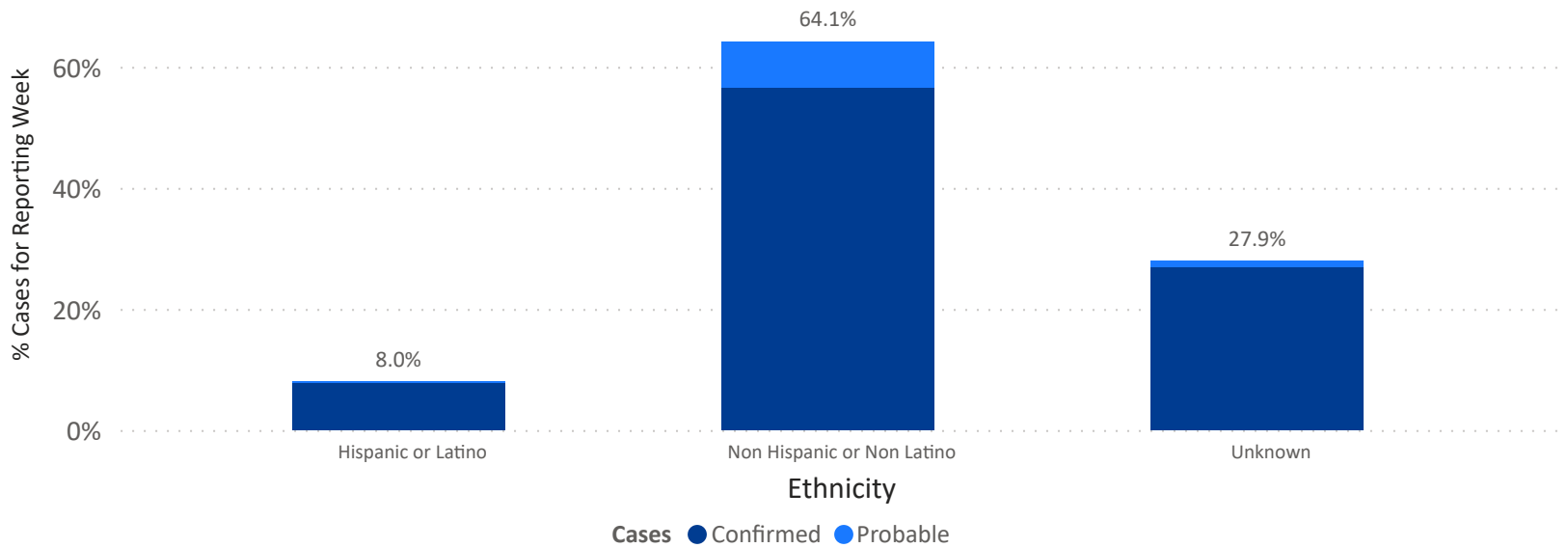
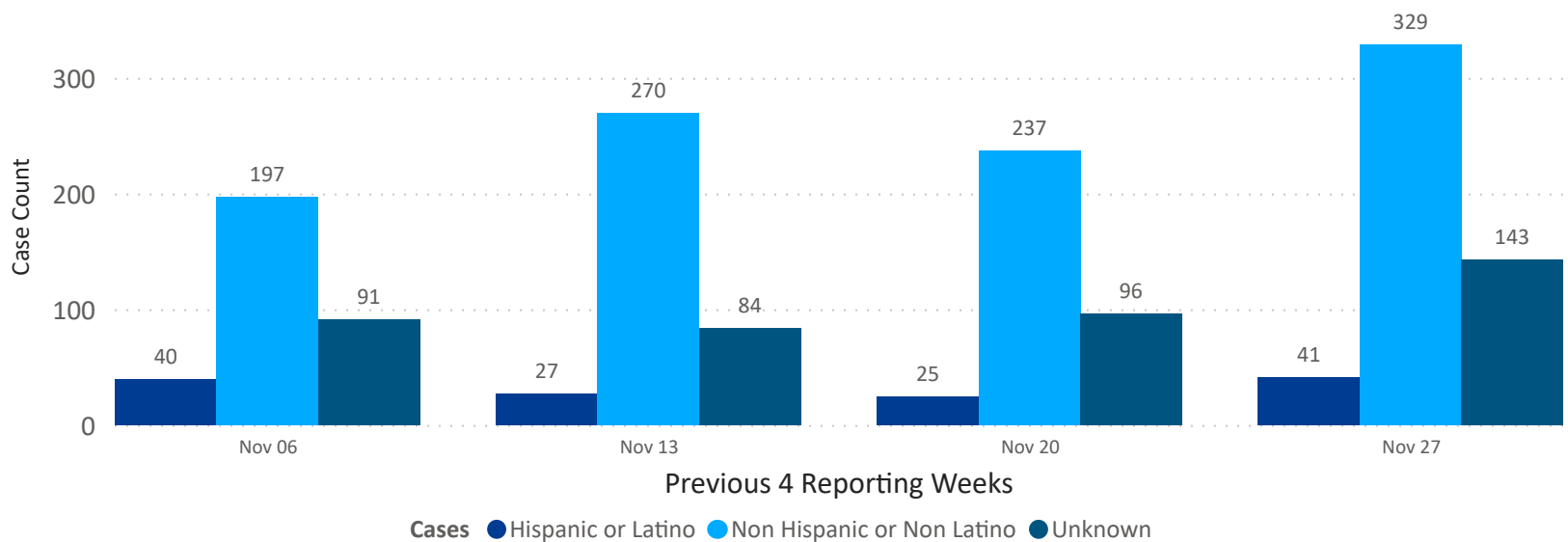


Figure 9. COVID-19 Cases in City of Cleveland by Ethnicity (Nov 06, 2022 - Dec 03, 2022) (based on 1,580 cases)



**Cleveland Department of Public Health**  
75 Erieview Plaza, Floor 3  
Cleveland, Ohio 44114  
Office: 216-420-7743  
Fax: 216-664-6159



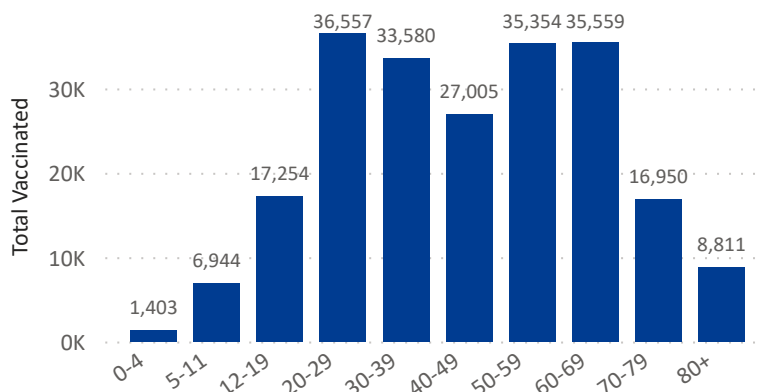
# COVID-19 WATCH

Weekly Coronavirus Disease (COVID-19) Surveillance Report  
Friday, December 09, 2022

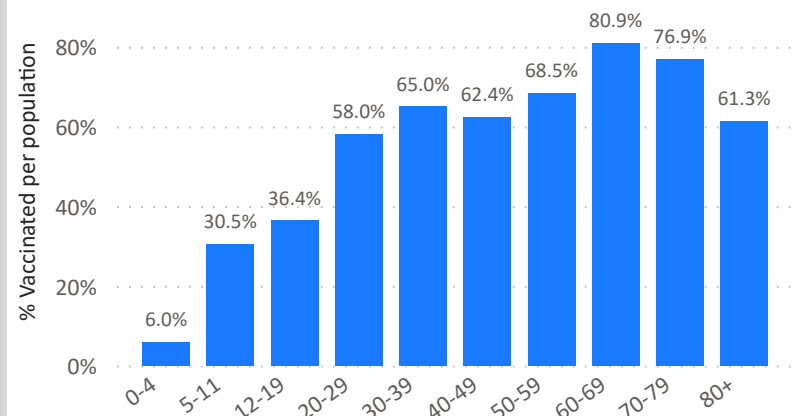
## Demographics of Cleveland Residents who have received any dose of vaccine through December 3, 2022

### Age Groups

Number of Vaccinated Cleveland Residents by Age Group (based on 219,417 residents)

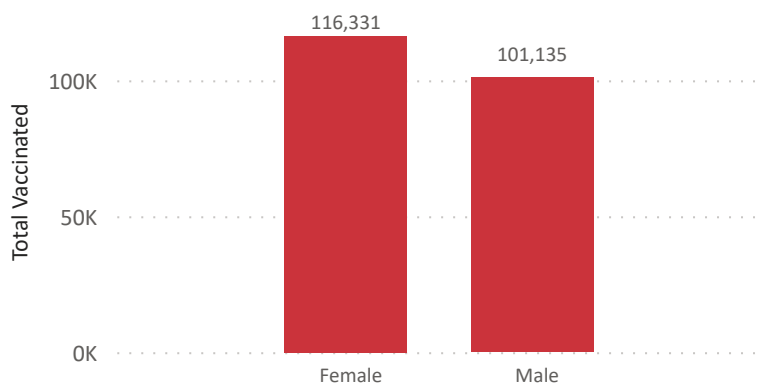


% of Cleveland Residents Vaccinated per Age Group

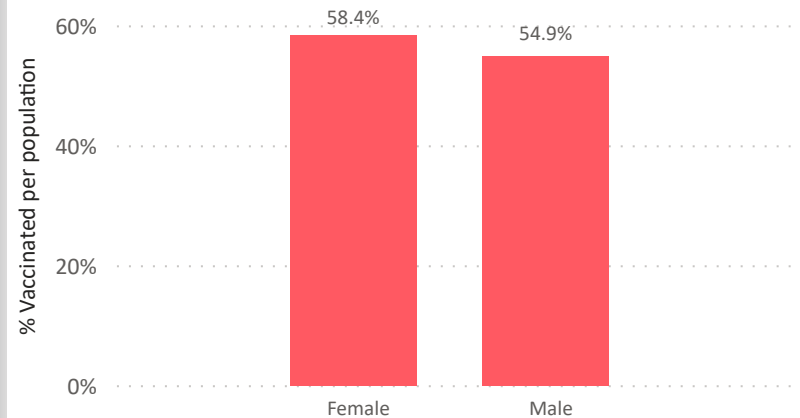


### Sex

Number of Vaccinated Cleveland Residents by Sex (based on 217,466 residents)



% of Cleveland Residents Vaccinated per Sex



**Cleveland Department of Public Health**  
75 Erieview Plaza, Floor 3  
Cleveland, Ohio 44114  
Office: 216-420-7743  
Fax: 216-664-6159

The total Cleveland population of 383,331 along with the age, race, sex, and ethnicity data are estimates reported by the US Census Bureau 2019. There are no estimates for "Unknown" or "Other" sex and age groups, so percent of population cannot be calculated for these groups. Data for % Vaccinated out of total population graphs can be read, for example, "76.9 % of the 70-79 year old population in Cleveland have received at least one dose of the COVID-19 vaccine". Sex graph does not include 1,886 "unknown" and 65 "other".

These graphs represent Cleveland residents who received any dose of a COVID-19 vaccine.





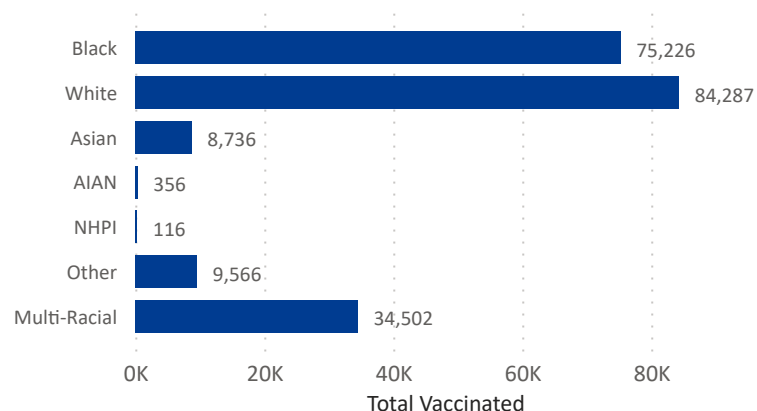
# COVID-19 WATCH

Weekly Coronavirus Disease (COVID-19) Surveillance Report  
Friday, December 09, 2022

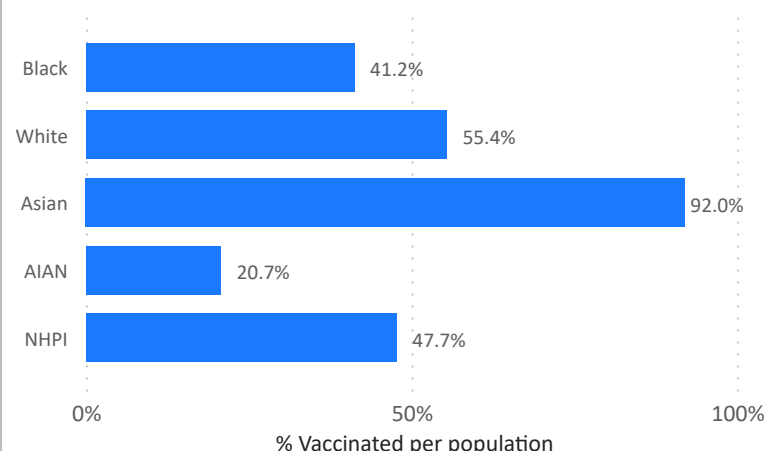
## Demographics of Cleveland Residents who have received any dose of vaccine through December 3, 2022

### Race

Number of Vaccinated Cleveland Residents by Race (based on 212,789 residents)

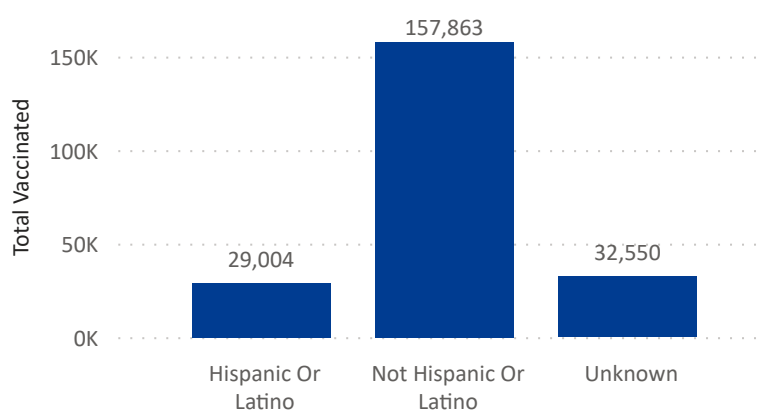


% of Cleveland Residents Vaccinated per Race Population

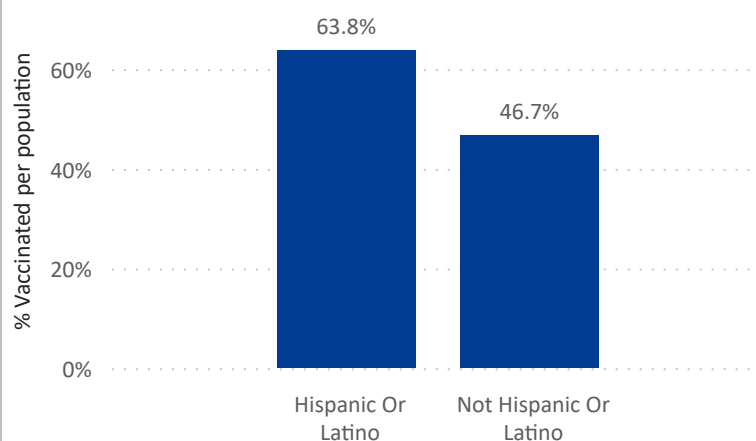


### Ethnicity

Number of Vaccinated Cleveland Residents by Ethnicity (based on 219,417 residents)



% of Cleveland Residents Vaccinated per Ethnicity



**Cleveland Department of Public Health**  
75 Erieview Plaza, Floor 3  
Cleveland, Ohio 44114  
Office: 216-420-7743  
Fax: 216-664-6159

The total Cleveland population of 383,331 along with the age, race, sex, and ethnicity data are estimates reported by the US Census Bureau 2019. There are no population estimates for "Unknown" and "Other" race and ethnicity categories, so % population cannot be calculated for these groups. AIAN = American Indian/Alaska Native; NHPI = Native Hawaiian/Pacific Islander. Other race does not include two or more races. Race graph does not include 6,628 unknown race. These graphs represent Cleveland residents who received any dose of a COVID-19 vaccine.



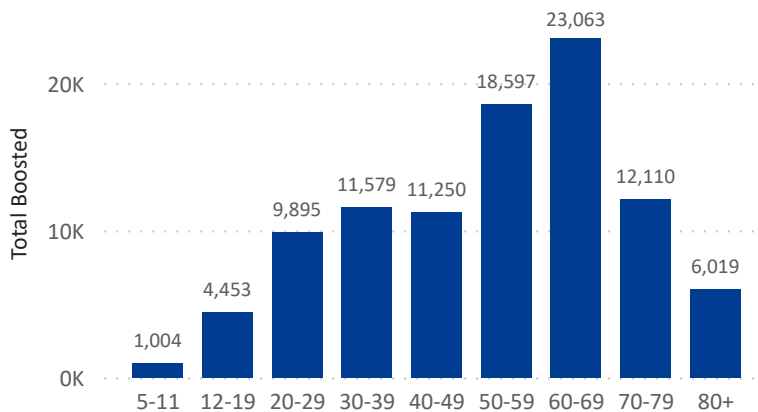
# COVID-19 WATCH

Weekly Coronavirus Disease (COVID-19) Surveillance Report  
Friday, December 09, 2022

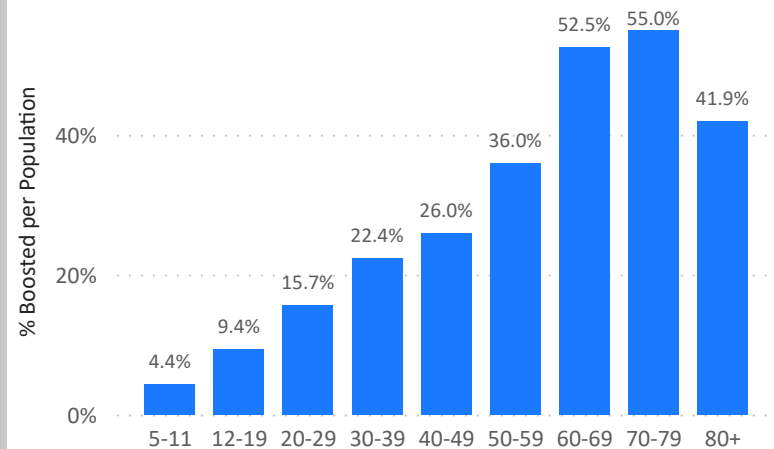
## Demographics of Cleveland Residents who received a booster dose through December 3, 2022

### Age Groups

Number of Boosted Cleveland Residents by Age Group (based on 97,970 residents)

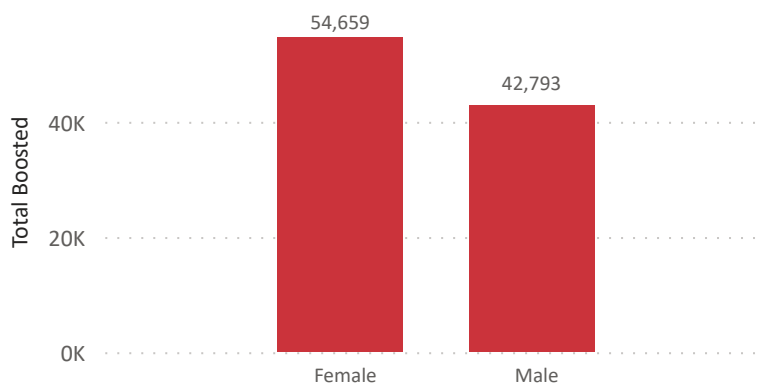


% of Cleveland Residents Boosted by Age Group

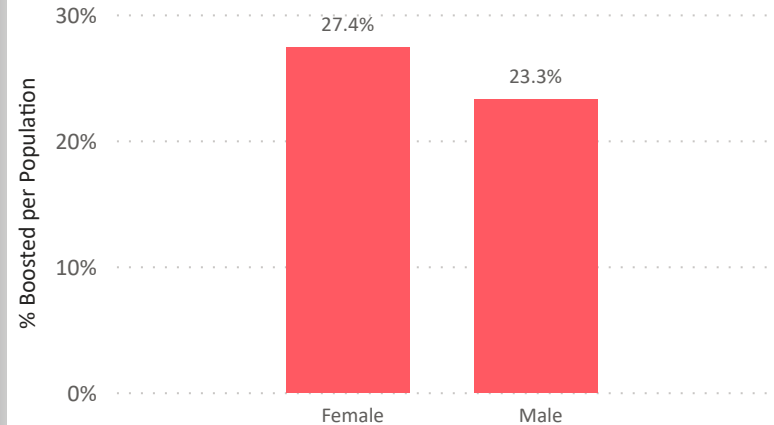


### Sex

Number of Boosted Cleveland Residents by Sex (based on 97,452 residents)



% of Cleveland Residents Boosted per Sex



**Cleveland Department of Public Health**  
75 Erieview Plaza, Floor 3  
Cleveland, Ohio 44114  
Office: 216-420-7743  
Fax: 216-664-6159

The total Cleveland population of 383,331 along with the age, race, sex, and ethnicity data are estimates reported by the US Census Bureau 2019. There are no estimates for "Unknown" or "Other" sex and age groups, so percent of population cannot be calculated for these groups. Data for % boosted out of total population graphs can be read as, for example, "41.9% of the 80+ year old population in Cleveland have received their booster dose". Sex graph does not include 500 "Unknown" and 20 "Other". These graphs represent Cleveland residents who received a booster dose. Boosted % represents number of people who received their booster dose among the population of that group.



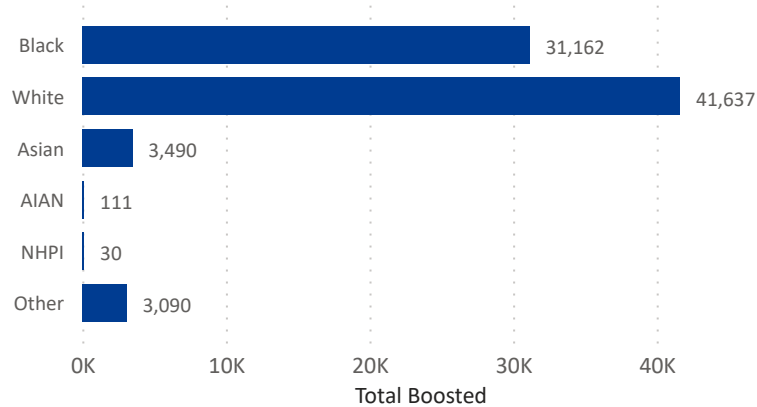
# COVID-19 WATCH

Weekly Coronavirus Disease (COVID-19) Surveillance Report  
Friday, December 09, 2022

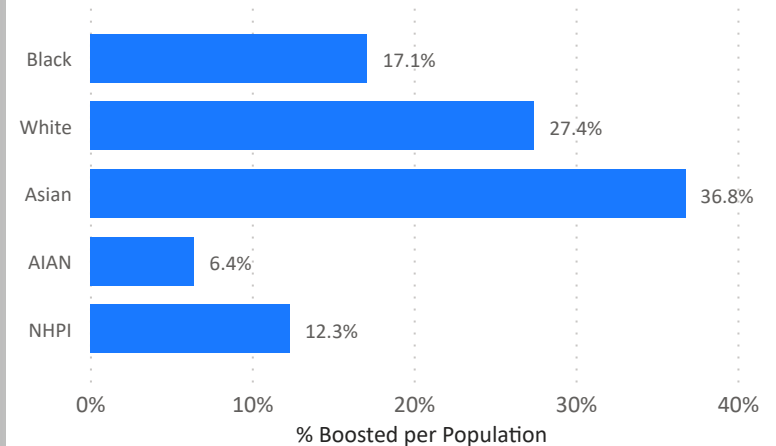
## Demographics of Cleveland Residents who received a booster dose through December 3, 2022

### Race

Number of Boosted Cleveland Residents by Race (based on 79,520 residents)

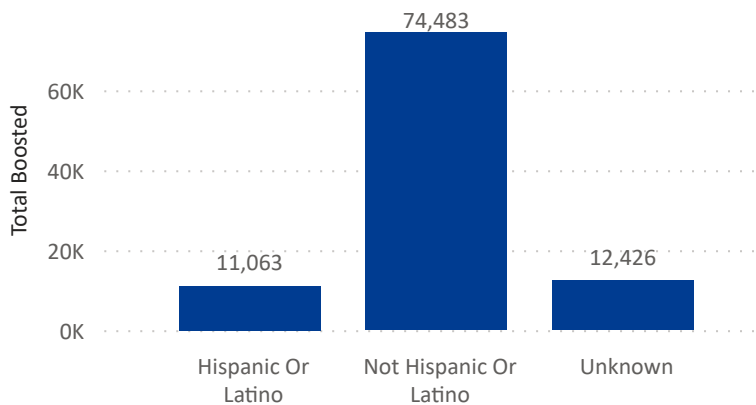


% of Cleveland Residents Boosted per Race Population

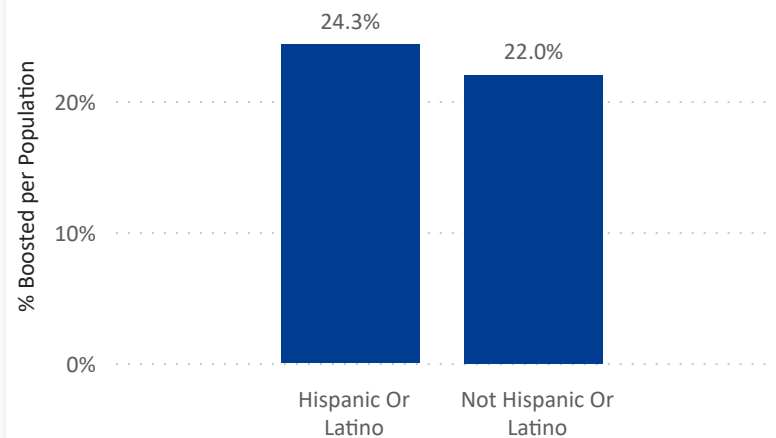


### Ethnicity

Number of Boosted Cleveland Residents by Ethnicity (based on 97,972 residents)



% of Cleveland Residents Boosted per Ethnicity



#### Cleveland Department of Public Health

75 Erievue Plaza, Floor 3  
Cleveland, Ohio 44114  
Office: 216-420-7743  
Fax: 216-664-6159

The total Cleveland population of 383,331 along with the age, race, sex, and ethnicity data are estimates reported by the US Census Bureau 2019. There are no population estimates for "Unknown" and "Other" race and ethnicity categories, so % population cannot be calculated for these groups. AIAN = American Indian/Alaska Native; NHPI = Native Hawaiian/Pacific Islander. Other race does not include two or more races. Race graph does not include 16,608 multi-racial and 1,844 unknown race.

These graphs represent Cleveland residents who received a booster dose. Booster % represents number of people who received their booster dose among the population of that group.

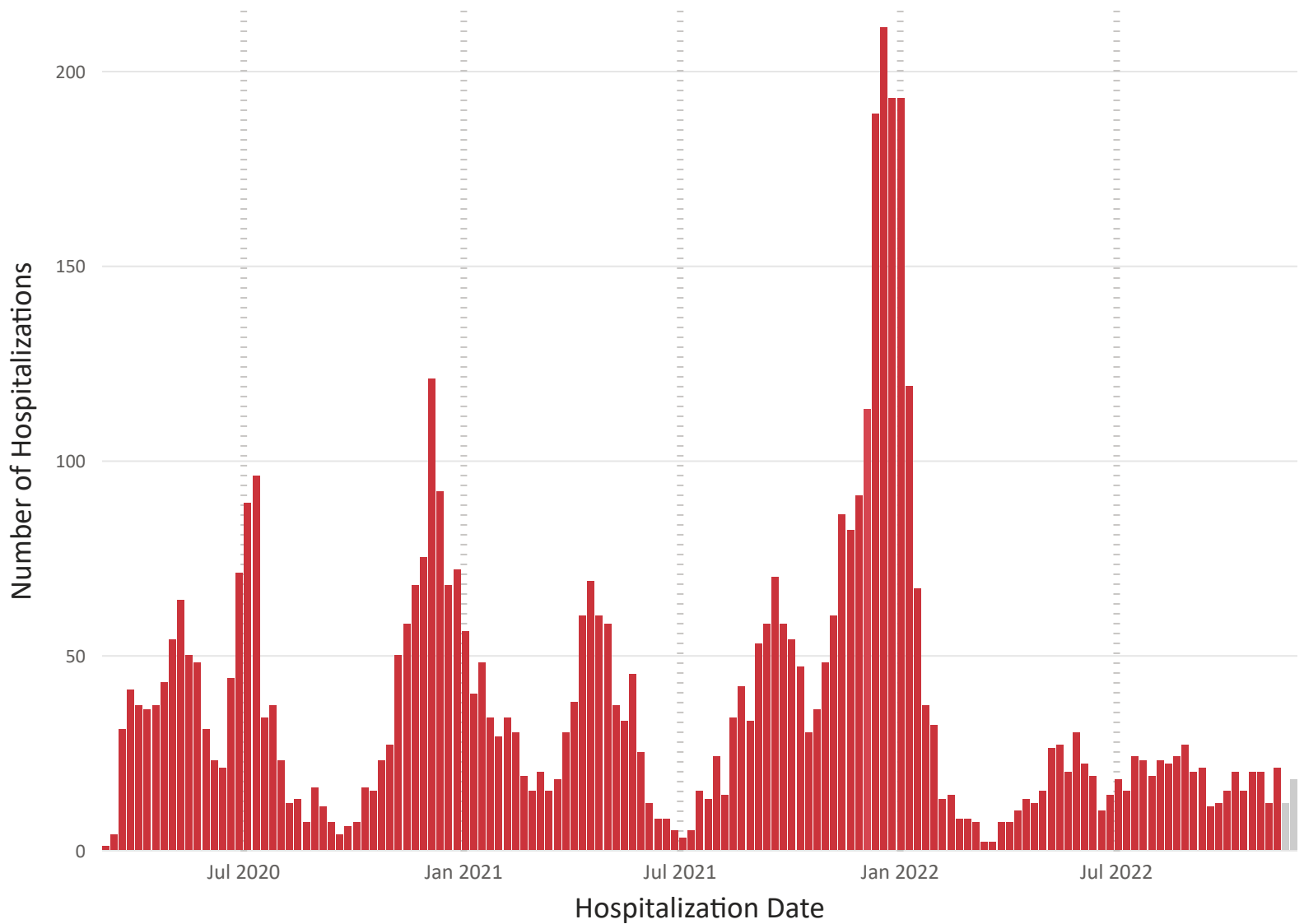


# COVID-19 WATCH

Weekly Coronavirus Disease (COVID-19) Surveillance Report  
Friday, December 09, 2022

## Hospitalization by Admission Date

Figure 10. City of Cleveland COVID-19 Hospitalizations by Reporting Week (Feb 15, 2020 - Dec 03, 2022) (based on 5,337 cases)



**Cleveland Department of Public Health**  
75 Erievue Plaza, Floor 3  
Cleveland, Ohio 44114  
Office: 216-420-7743  
Fax: 216-664-6159

\* As of February 12, 2021, hospitalization counts are shown in the present report by hospital admission date. Prior to this date, they had been shown by test date.

\* Hospitalization data is preliminary and will be updated in subsequent weeks due to reporting delays.

**Note:** Figure 10 does not include 387 cases for whom hospital admission date is unknown and 1 case with an admission date prior to February 15, 2020.



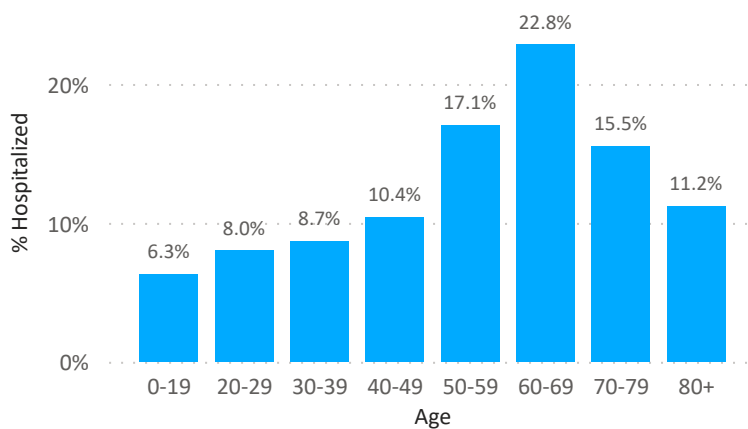
# COVID-19 WATCH

Weekly Coronavirus Disease (COVID-19) Surveillance Report  
Friday, December 09, 2022

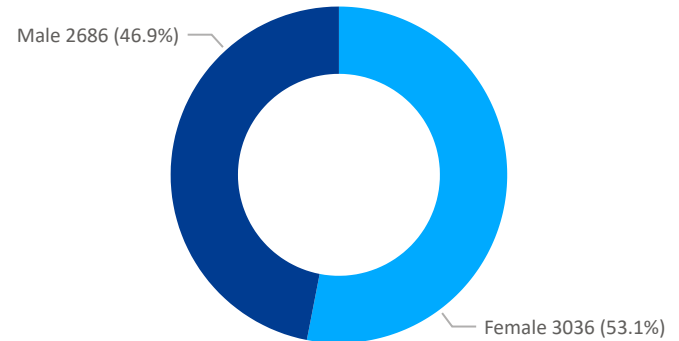
## Total Hospitalizations

Figure 11. City of Cleveland COVID-19 Hospitalizations by Demographics (Feb 15, 2020 - Dec 03, 2022) (based on 5,725 cases)

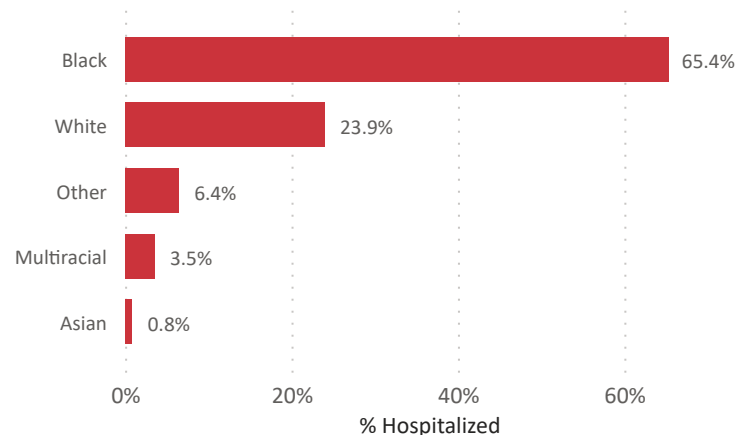
### By Age



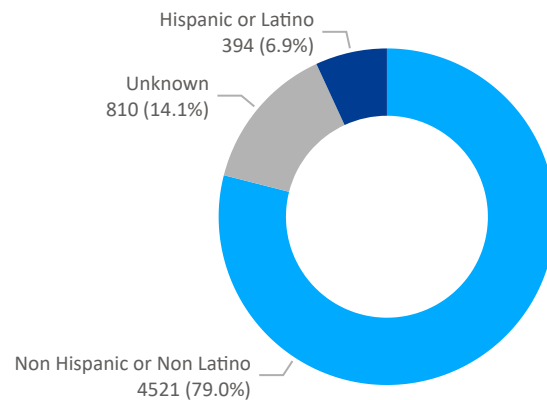
### By Gender



### By Race



### By Ethnicity





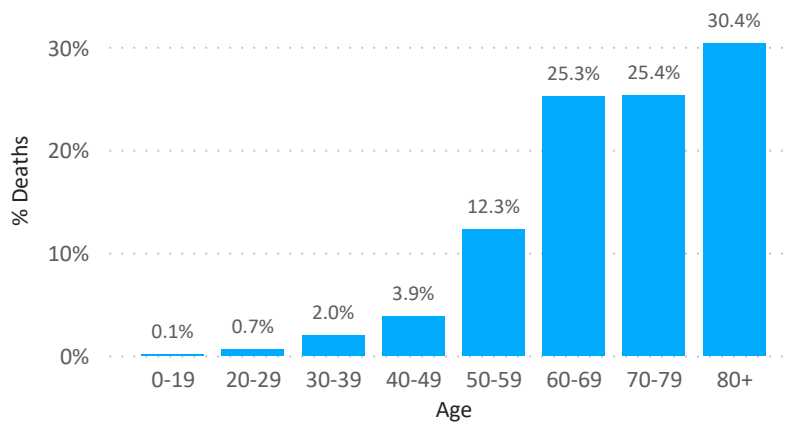
# COVID-19 WATCH

Weekly Coronavirus Disease (COVID-19) Surveillance Report  
Friday, December 09, 2022

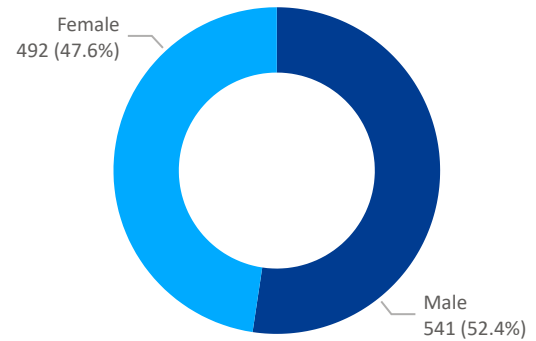
## Total Deaths

Figure 12. City of Cleveland COVID-19 Deaths by Demographics (Feb 15, 2020 - Dec 03, 2022) (based on 1,033 cases)

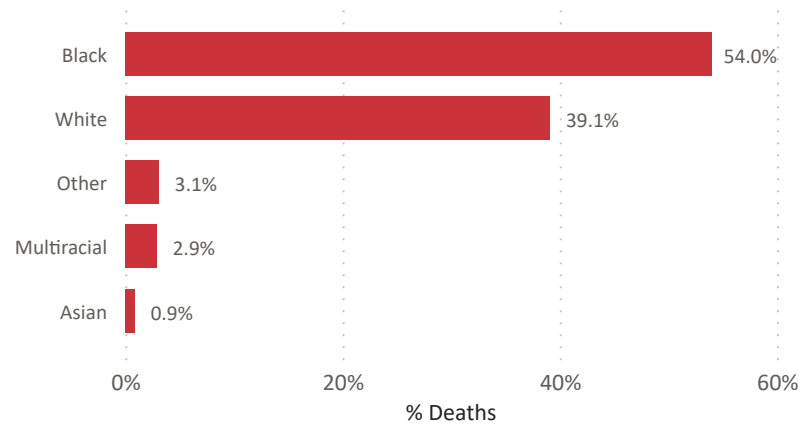
### By Age



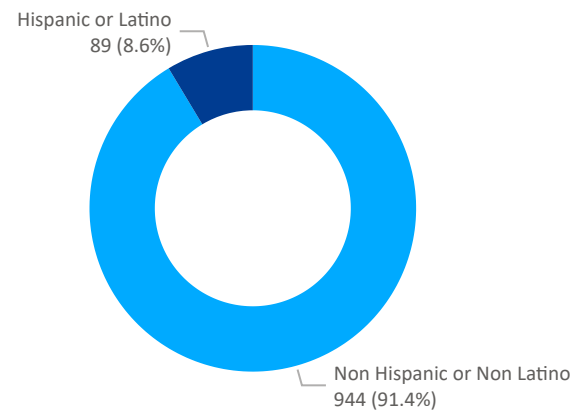
### By Gender



### By Race



### By Ethnicity



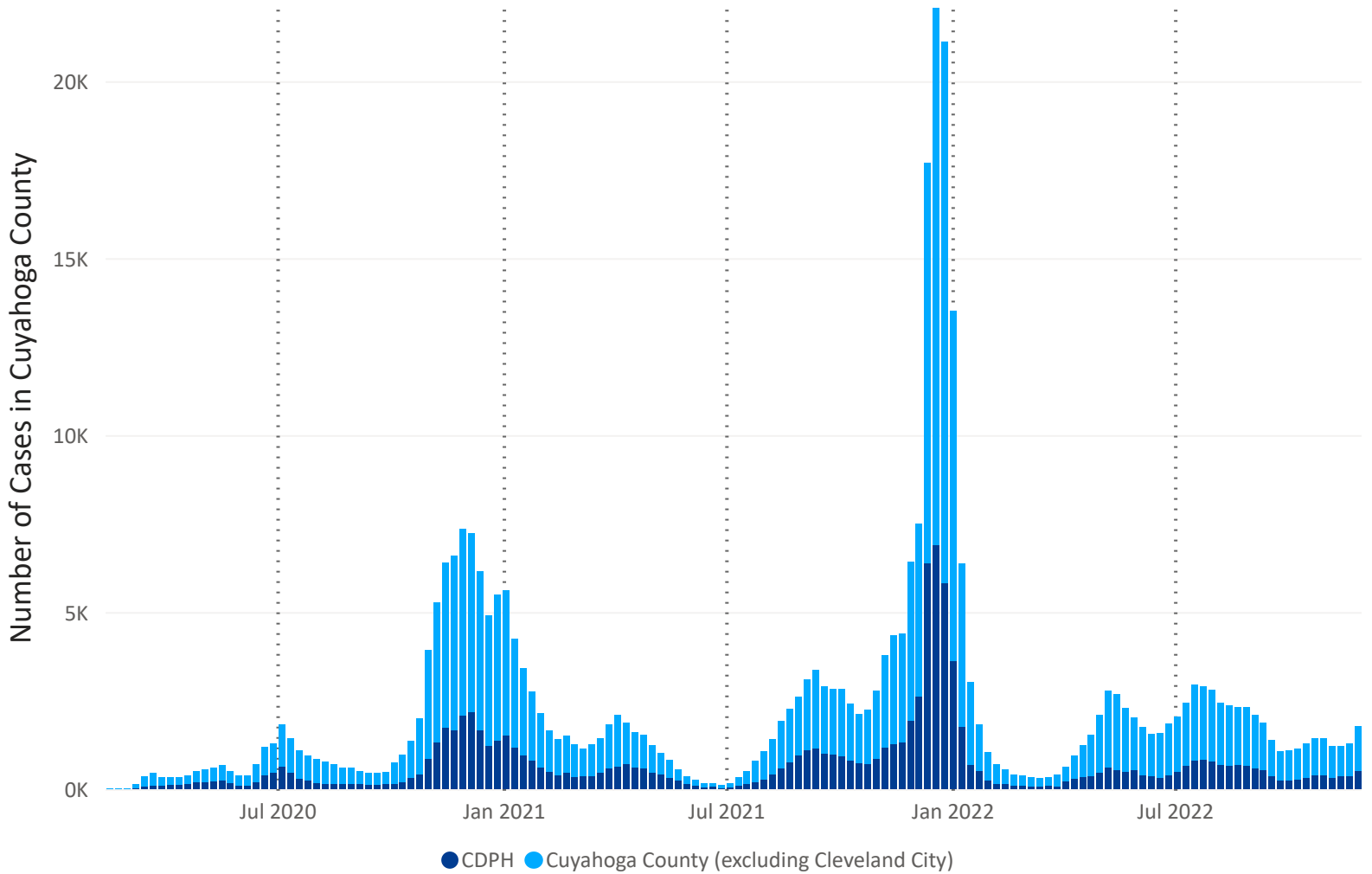


# COVID-19 WATCH

Weekly Coronavirus Disease (COVID-19) Surveillance Report  
Friday, December 09, 2022

## City vs. County Comparisons—Total Number of Cases

Figure 13. Comparison of Total Number of Cases Between the City of Cleveland & Cuyahoga County, Reported Weekly (Feb 15, 2020 - Dec 03, 2022)



97,300

Total Case in Cleveland City

335,351

Total Cases in Cuyahoga County

22.6 %

of Cuyahoga County Cases in Cleveland City

**Cleveland Department of Public Health**  
75 Erievue Plaza, Floor 3  
Cleveland, Ohio 44114  
Office: 216-420-7743  
Fax: 216-664-6159

**Note:** According to the US Census Bureau, the City of Cleveland represents 31% of the Cuyahoga County population.

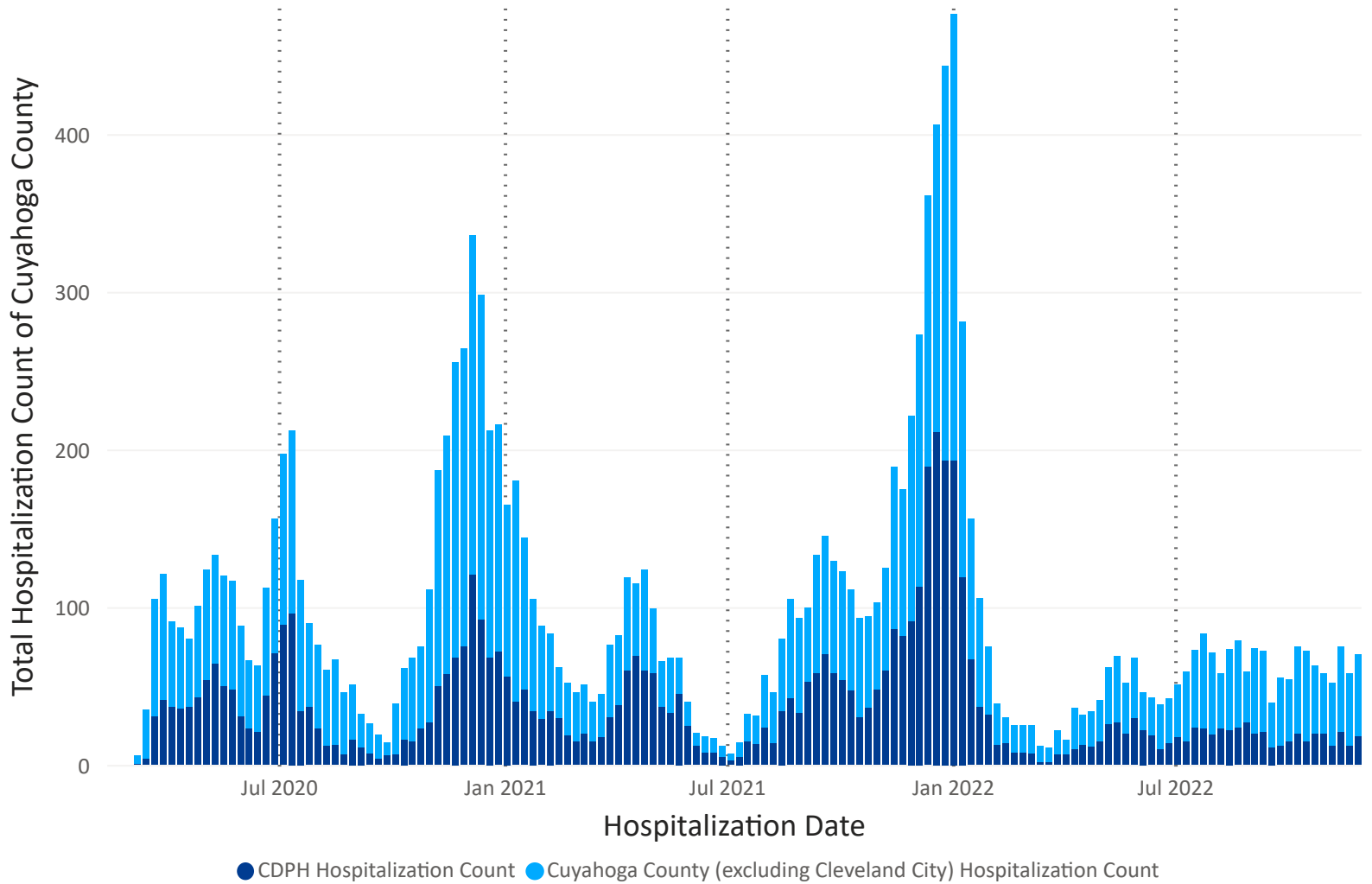


# COVID-19 WATCH

Weekly Coronavirus Disease (COVID-19) Surveillance Report  
Friday, December 09, 2022

## City vs. County Comparisons—Hospitalization Count

Figure 14. Comparison of Hospitalization Counts Between the City of Cleveland & Cuyahoga County, Reported Weekly (Feb 15, 2020 - Dec 03, 2022)



5,725

Total Hospitalizations in Cleveland City

14,762

Total Hospitalizations in Cuyahoga County

28.5%

of Cuyahoga County Hospitalizations  
in Cleveland City

**Cleveland Department of Public Health**  
75 Erieview Plaza, Floor 3  
Cleveland, Ohio 44114  
Office: 216-420-7743  
Fax: 216-664-6159



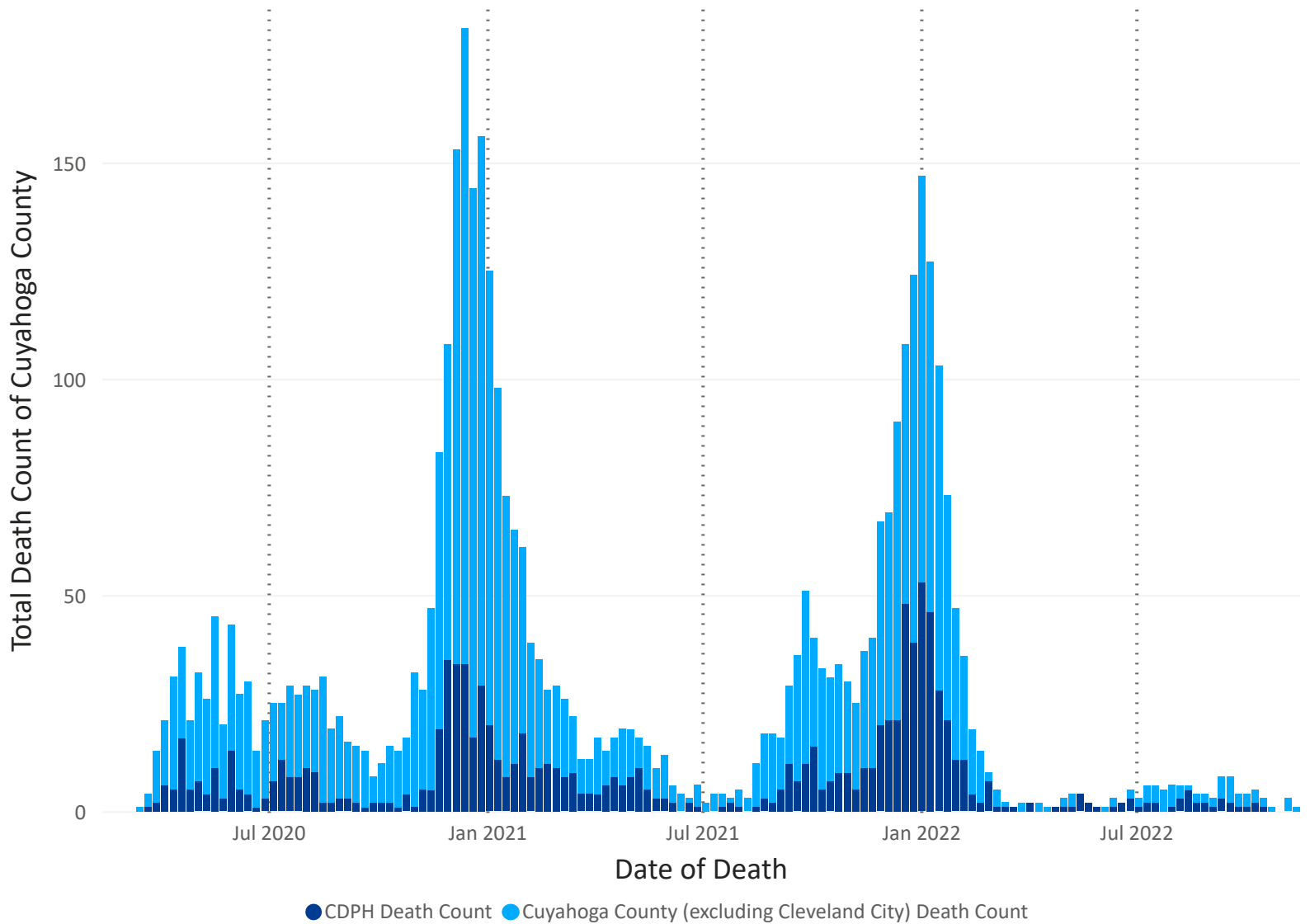


# COVID-19 WATCH

Weekly Coronavirus Disease (COVID-19) Surveillance Report  
Friday, December 09, 2022

## City vs. County Comparisons—Deaths

Figure 15. Comparison of Death Counts Between the City of Cleveland & Cuyahoga County, Reported Weekly (Feb 15, 2020 - Dec 03, 2022)



**Cleveland Department of Public Health**  
75 Erieview Plaza, Floor 3  
Cleveland, Ohio 44114  
Office: 216-420-7743  
Fax: 216-664-6159



# COVID-19 WATCH

Weekly Coronavirus Disease (COVID-19) Surveillance Report  
Friday, December 09, 2022

## Disclaimers

The Cuyahoga County numbers are approximate and have been populated using the DataOhio Portal.

**Case Definitions: Confirmed:** Meets confirmatory laboratory evidence. NOTE: People with no symptoms and with a confirmatory positive test are reportable as confirmed cases. **Probable:** 1} Does not have a confirmatory positive test but meets symptom(s) criteria **AND** has had close contact with someone who has a confirmed case of SARS-CoV-2. 2} Has a positive antigen test **AND** was reported on or after 11/1/2020. (For reports received prior to 11/1/2020: Has a positive antigen test **AND** either meets symptom(s) criteria **OR** has had close contact with someone who has a confirmed case of SARS-CoV-2). 3} No confirmatory positive test for but SARS-CoV-2 is listed on the death certificate as a cause of death.

### Metadata

This data report reflects the period starting from February 15, 2020 through December 3, 2022 for the City of Cleveland, Ohio.

Total Cases represent confirmed and probable cases.

Cleveland City data and Cuyahoga County data are compiled on December 6, 2022 using the DataOhio Portal.

Population and demographic data are from the US Census Bureau's 2020 estimates.

Data is preliminary and subject to change.

There may be a delay in reporting.

Data is reported by test date. If test date is unknown, date reported is used as a substitute for the test date. The number of cases can vary based on date used for analysis.

Primary Source: Cleveland Department of Public Health

Organization: Cleveland Department of Public Health

**Cleveland Department of Public Health**  
75 Erieview Plaza, Floor 3  
Cleveland, Ohio 44114  
Office: 216-420-7743  
Fax: 216-664-6159