



COVID-19 WATCH

Weekly Coronavirus Disease (COVID-19) Surveillance Report
Friday, December 30, 2022

Report Contents

The purpose of the COVID-19 Watch is to summarize the coronavirus surveillance in the City of Cleveland, Ohio. This summary report reflects the period starting from February 15, 2020 until December 24, 2022.

Page 1: Key Findings

Pages 2-3: Overview & Summary

Pages 4-7: Case Demographics

Pages 8-9: Vaccine Demographics

Pages 10-11: Booster Demographics

Pages 12-13: Hospitalization Metrics

Page 14: Death Metrics

Pages 15-17: City vs County Trends

Page 18: Metadata

If you have questions concerning the information in this report, email us at covidreport@clevelandohio.gov

Cleveland Department of Public Health
75 Erieview Plaza, Floor 3
Cleveland, Ohio 44114
Office: 216-420-7743
Fax: 216-664-6159

What Matters Most

1. Cleveland COVID-19 cases decreased during the week of December 18th with 420 new cases and a rate of 110 new cases per 100,000 residents. The state-wide COVID-19 incidence also held steady around 141 new cases per 100,000 residents, however, COVID-19 activity varies widely based on county. The true incidence is likely higher due to positive home tests throughout the state that may not be reported to the health department.
2. There were 17 COVID-19 hospitalizations this week. 82% of the COVID-19 hospitalizations were among residents over 60 years of age; a demographic that is more likely to have severe illness. Vaccination is the best way to avoid negative COVID-19 outcomes.
3. 232 residents received their first COVID-19 shot this week. As of December 27th, 57.4% of Cleveland residents have received any dose of a COVID-19 vaccine, 50.4% have completed their primary vaccination series, and 25.8% have received a booster dose. Appointments for adults and children can be made by calling 216-664-2222 or visiting gettheshot.coronavirus.gov. COVID-19 and flu can be given at the same visit.
4. The Federal Government has restarted the program that provides free COVID-19 home test kits through the United States Postal Service. Through this program, every household can get four home test kits, even if you have previously received free tests. The kits can be requested by visiting covidtest.gov.



COVID-19 WATCH

Weekly Coronavirus Disease (COVID-19) Surveillance Report
Friday, December 30, 2022

COVID-19 Summary

MEASURE	TOTAL	CONFIRMED	PROBABLE
Cases	98,901	88,020	10,881
Deaths*	1,037	945	92
Hospitalizations	5,814	5,768	46

Weekly Summary

MEASURE	TOTAL	CONFIRMED	PROBABLE
Cases	420	357	63
Hospitalizations	17	17	0

Vaccine Summary**

MEASURE	TOTAL
Total residents who received any dose	220,159
Completed	193,402
Boosted	98,795
Individuals vaccinated by CDPH***	44,292

Cleveland Department of Public Health
75 Erieview Plaza, Floor 3
Cleveland, Ohio 44114
Office: 216-420-7743
Fax: 216-664-6159

*Final cause of death can take weeks to determine and so the number of deaths in the previous weeks are subject to change as more information is reported from ODH.

**Vaccine data were exported from the DataOhio Portal on December 27, 2022. Vaccination summaries include vaccinations administered to Cleveland residents by any supplier. In CDPH data reporting, individuals are counted in every group of which they meet the criteria. For example, a Cleveland resident who has completed a primary series and received a booster will be included in the counts of each group. Please note, the criteria to have "Completed a Primary Series" differs for individuals who are moderately to severely immunocompromised.

*** Includes both Cleveland residents and non-residents.

Note: See page 18 for "Confirmed" and "Probable" case definitions.

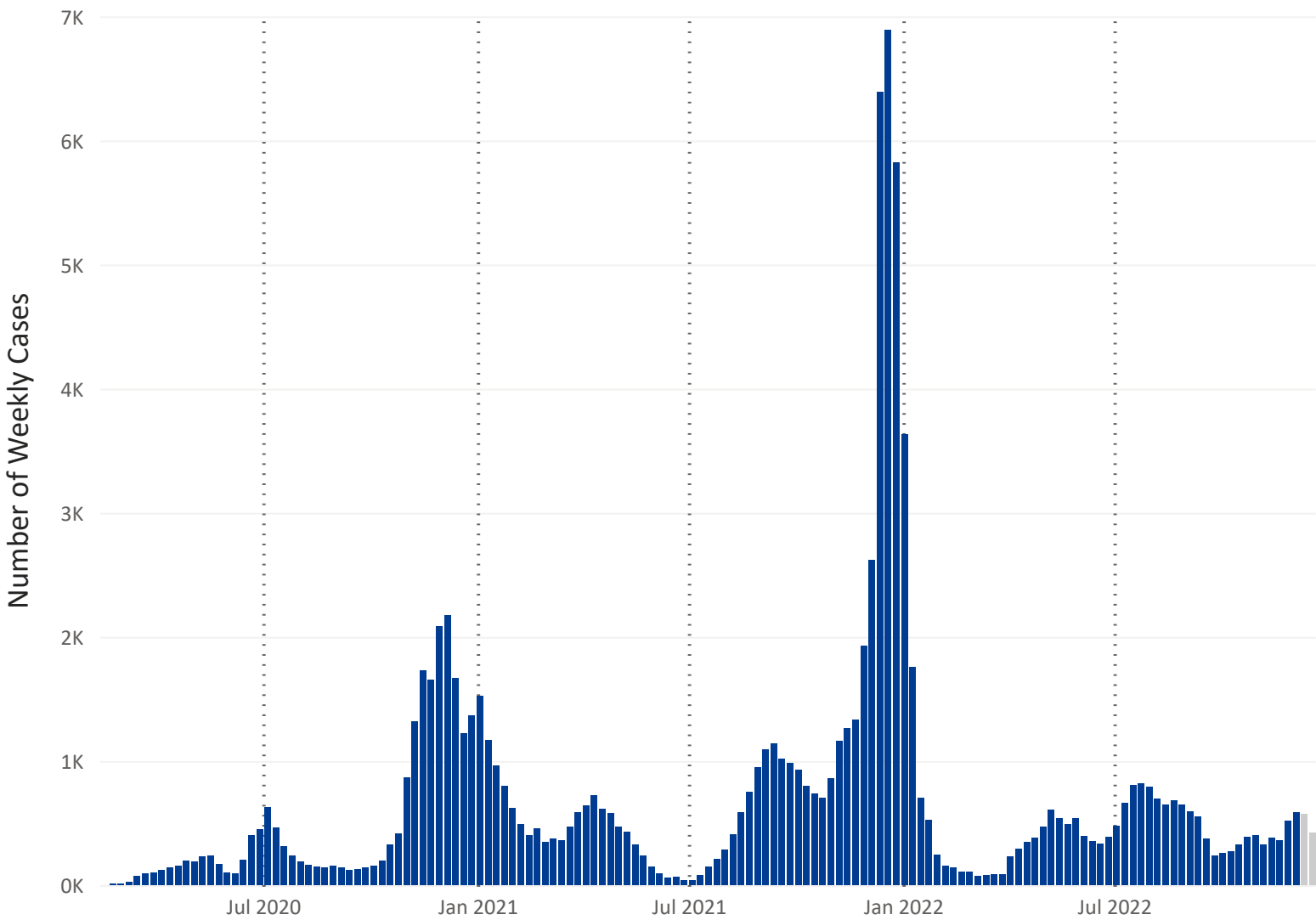


COVID-19 WATCH

Weekly Coronavirus Disease (COVID-19) Surveillance Report
Friday, December 30, 2022

Total Cases by Specimen Collection Date as of December 24, 2022

Figure 1. City of Cleveland COVID-19 Total Cases by Reporting Week (Feb 15, 2020 - Dec 24, 2022) (based on 98,900 cases)



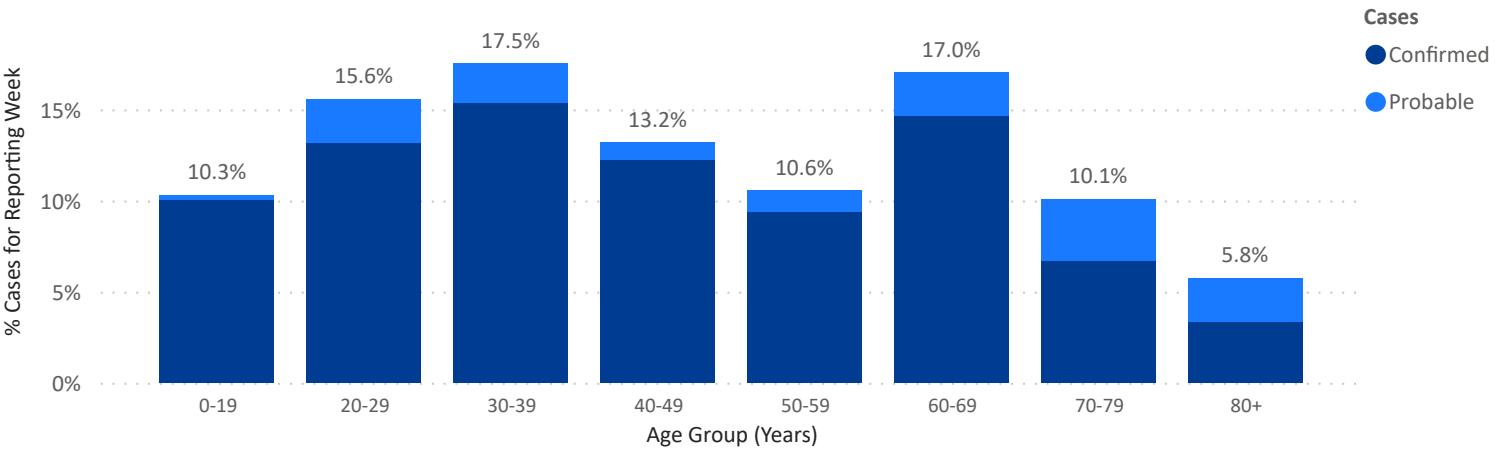


COVID-19 WATCH

Weekly Coronavirus Disease (COVID-19) Surveillance Report
Friday, December 30, 2022

Cases by Age Group

Figure 2. Reporting Week City of Cleveland COVID-19 Cases by Age (Dec 18, 2022 - Dec 24, 2022) (based on 417 cases)

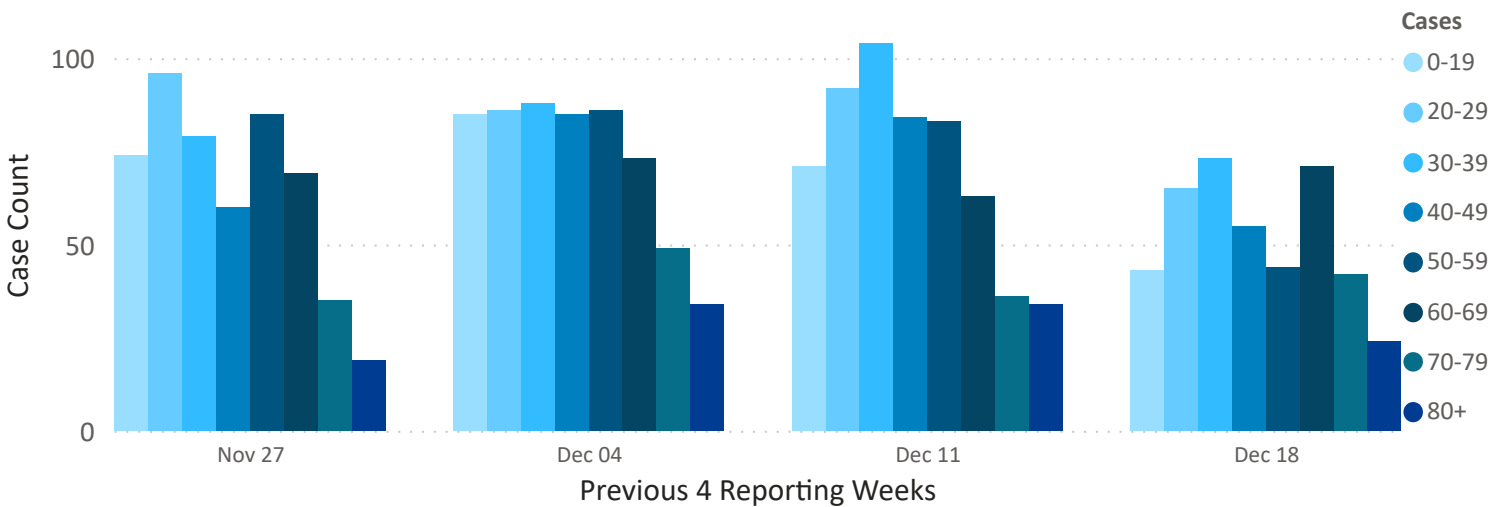


45.46
Average Age

0
Min Age

94
Max Age

Figure 3. COVID-19 Cases in City of Cleveland by Age (Nov 27, 2022 - Dec 24, 2022) (based on 2,087 cases)



43.39
Average Age

0
Min Age

97
Max Age

Cleveland Department of Public Health
75 Erievue Plaza, Floor 3
Cleveland, Ohio 44114
Office: 216-420-7743
Fax: 216-664-6159

Note: Figure 2 does not include 3 cases whose age is unknown. Figure 3 does not include 6 cases whose age is unknown. See page 18 for "Confirmed" and "Probable" case definitions.



COVID-19 WATCH

Weekly Coronavirus Disease (COVID-19) Surveillance Report
Friday, December 30, 2022

Cases by Gender

Figure 4. City of Cleveland COVID-19 Cases by Gender (Dec 18, 2022 - Dec 24, 2022) (based on 416 cases)

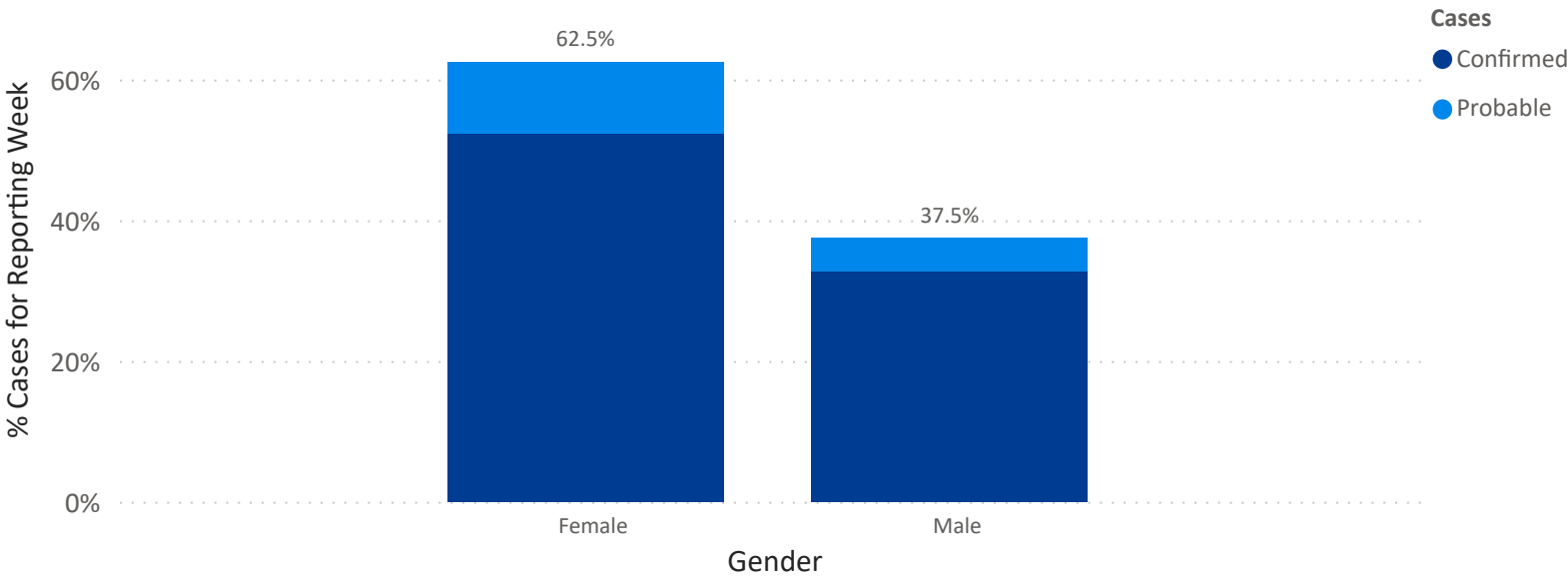
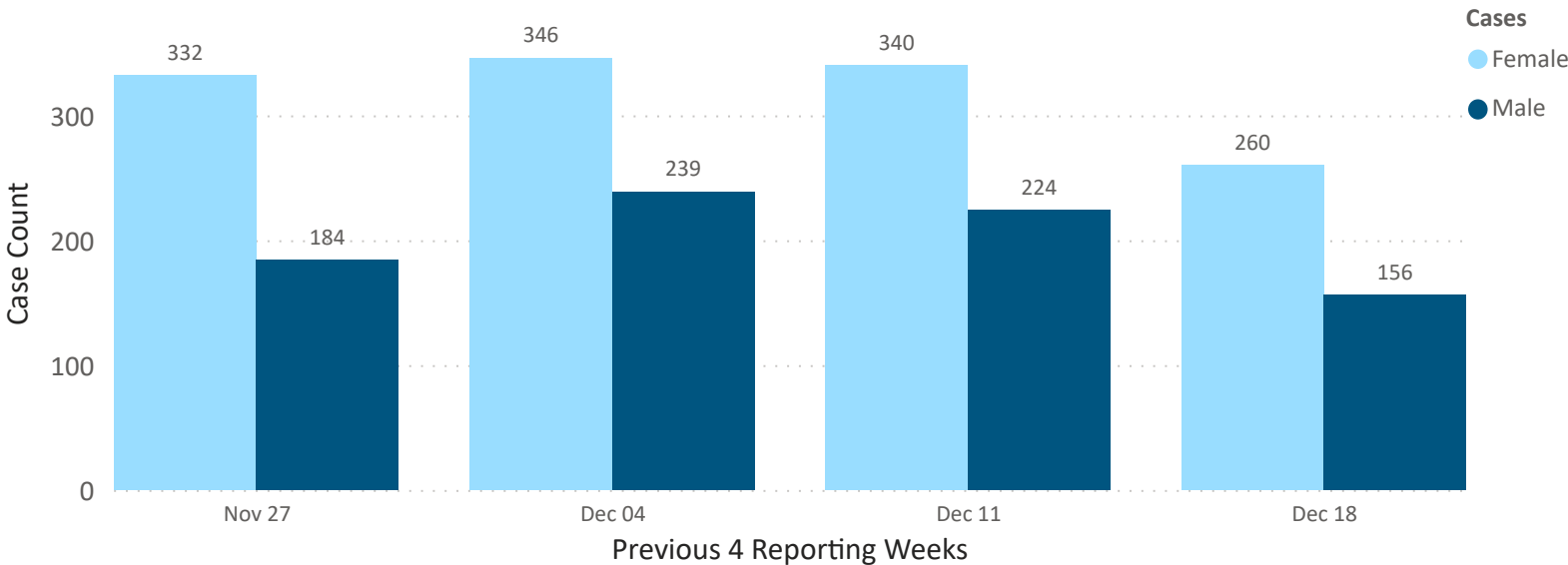


Figure 5. COVID-19 Cases in City of Cleveland by Gender (Nov 27, 2022 - Dec 24, 2022) (based on 2,081 cases)



Cleveland Department of Public Health
75 Erieview Plaza, Floor 3
Cleveland, Ohio 44114
Office: 216-420-7743
Fax: 216-664-6159

Note: Figure 4 does not include 4 cases whose sex is unknown. Figure 5 does not include 12 cases whose sex is unknown.



COVID-19 WATCH

Weekly Coronavirus Disease (COVID-19) Surveillance Report
Friday, December 30, 2022

Cases by Race

Figure 6. City of Cleveland COVID-19 Cases by Race (Dec 18, 2022 - Dec 24, 2022) (based on 393 cases)

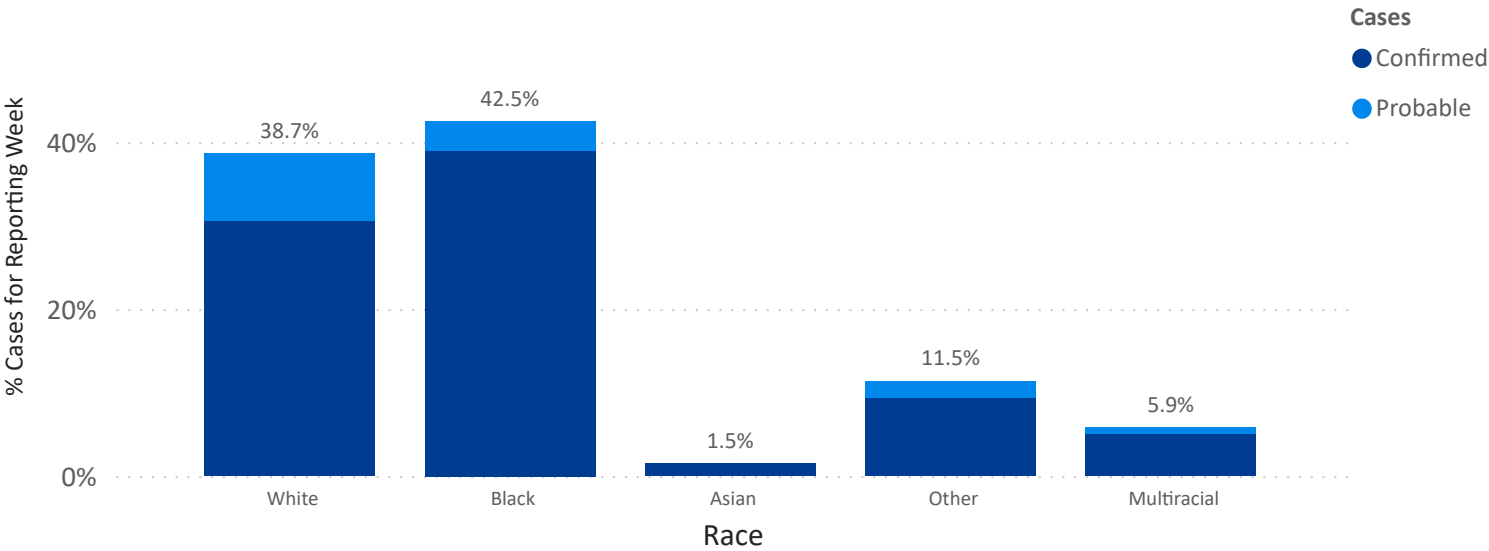
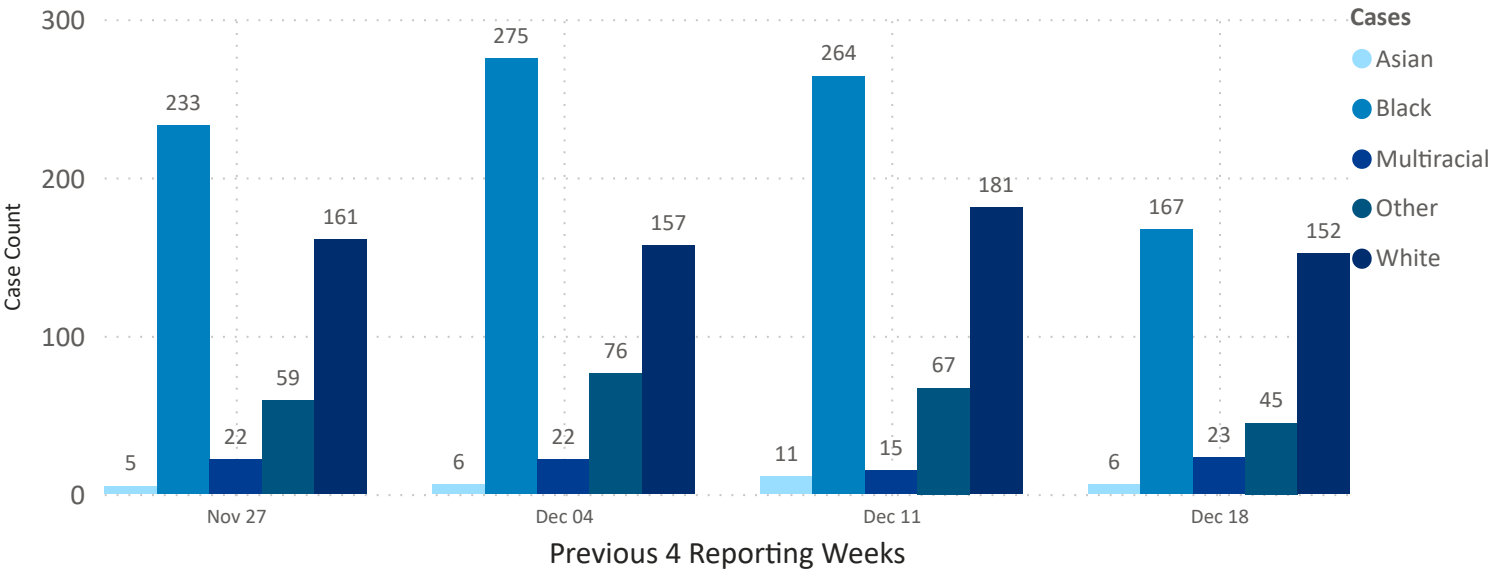


Figure 7. COVID-19 Cases in City of Cleveland by Race (Nov 27, 2022 - Dec 24, 2022) (based on 1,947 cases)



Cleveland Department of Public Health
75 Erieview Plaza, Floor 3
Cleveland, Ohio 44114
Office: 216-420-7743
Fax: 216-664-6159

Note: Figure 6 does not include 27 cases whose race is unknown. Figure 7 does not include 146 cases whose race is unknown. American Indian/Alaska Native and Native Hawaiian/Pacific Islander are included under Other races.



COVID-19 WATCH

Weekly Coronavirus Disease (COVID-19) Surveillance Report
Friday, December 30, 2022

Cases by Ethnicity

Figure 8. City of Cleveland COVID-19 Cases by Ethnicity (Dec 18, 2022 - Dec 24, 2022) (based on 420 cases)

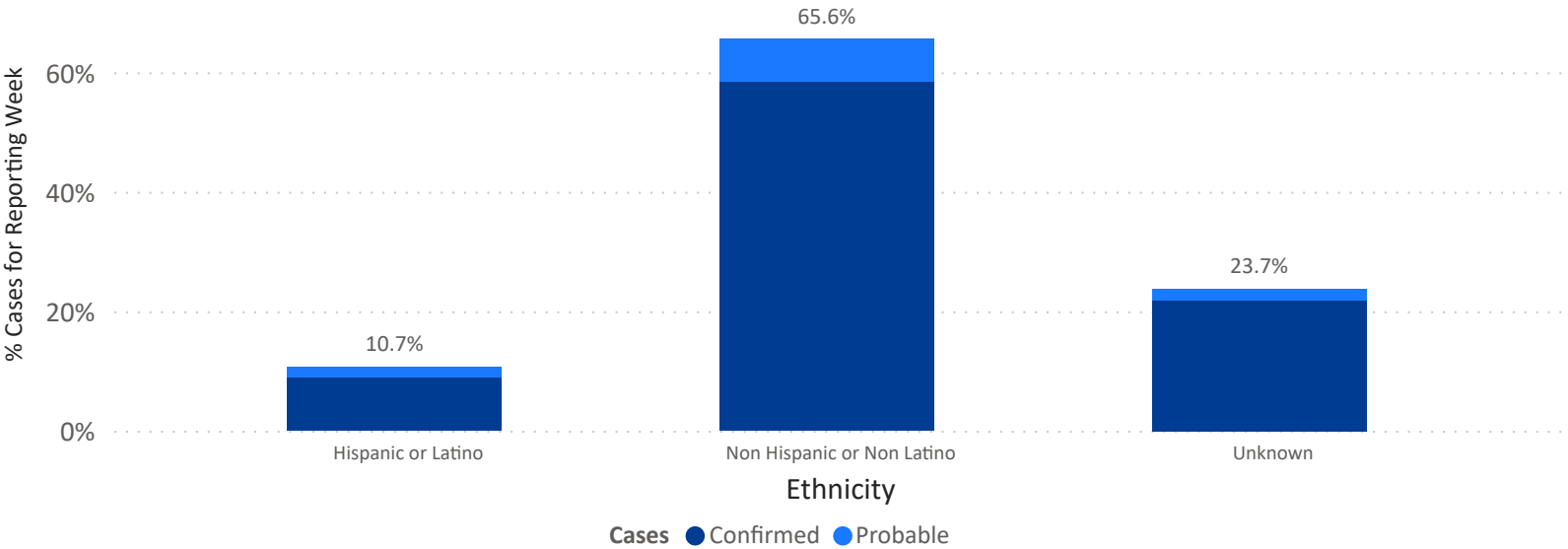
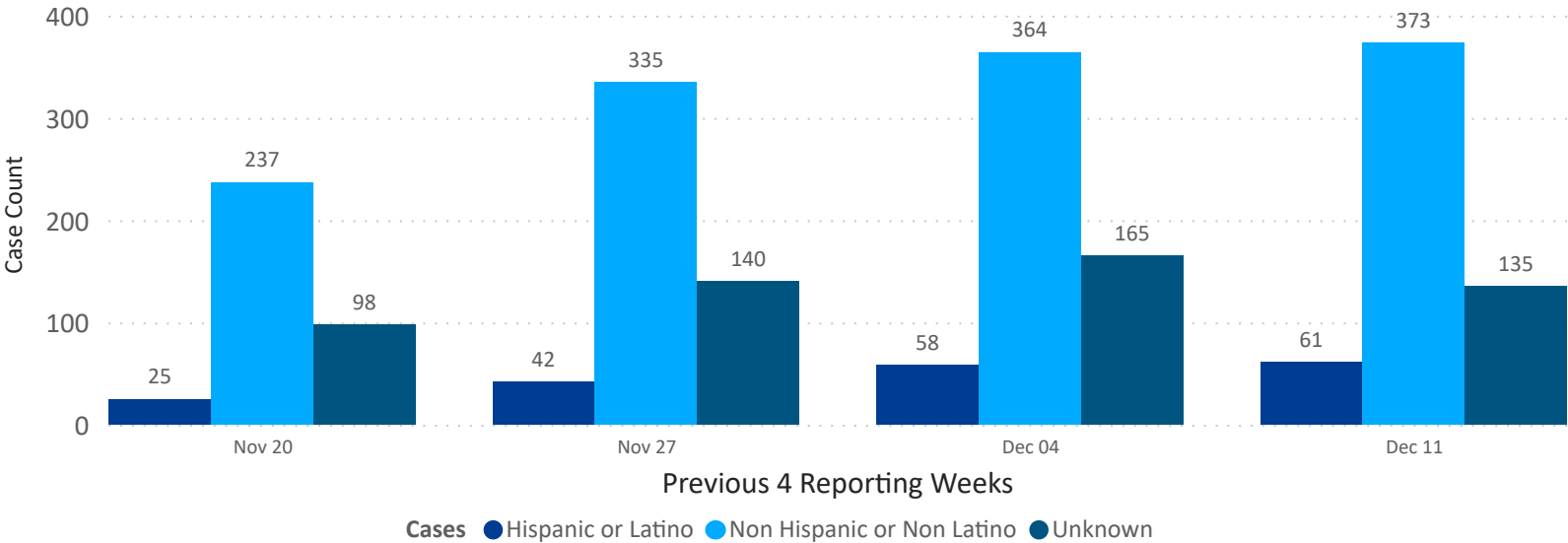


Figure 9. COVID-19 Cases in City of Cleveland by Ethnicity (Nov 27, 2022 - Dec 24, 2022) (based on 2,093 cases)



Cleveland Department of Public Health
75 Erievue Plaza, Floor 3
Cleveland, Ohio 44114
Office: 216-420-7743
Fax: 216-664-6159



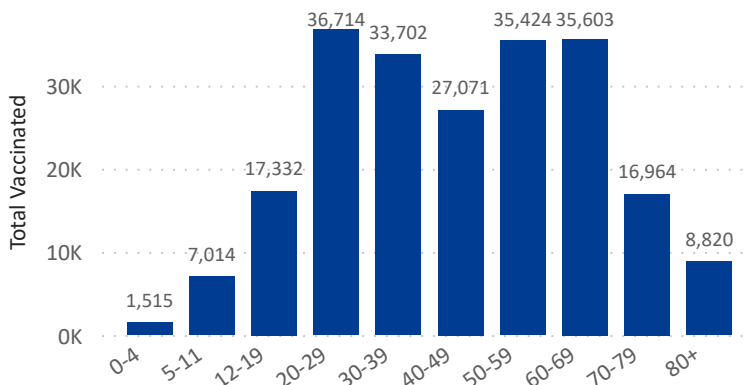
COVID-19 WATCH

Weekly Coronavirus Disease (COVID-19) Surveillance Report
Friday, December 30, 2022

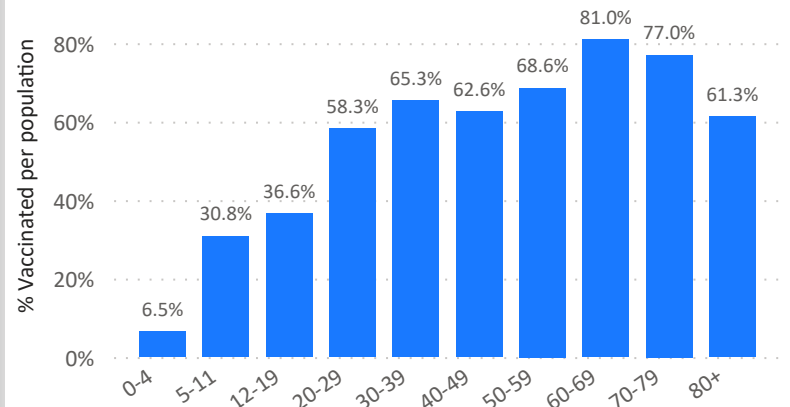
Demographics of Cleveland Residents who have received any dose of vaccine through December 24, 2022

Age Groups

Number of Vaccinated Cleveland Residents by Age Group (based on 220,159 residents)

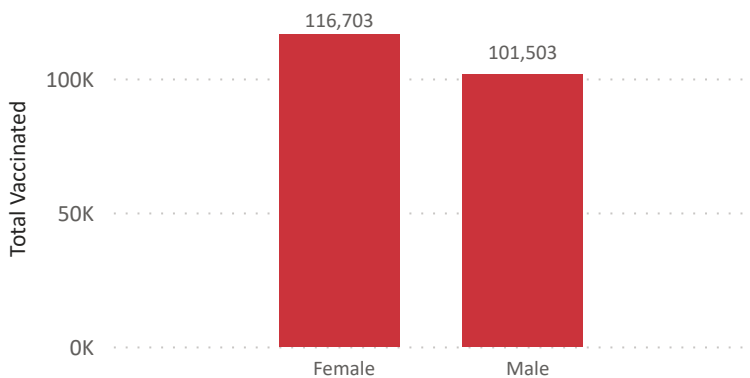


% of Cleveland Residents Vaccinated per Age Group

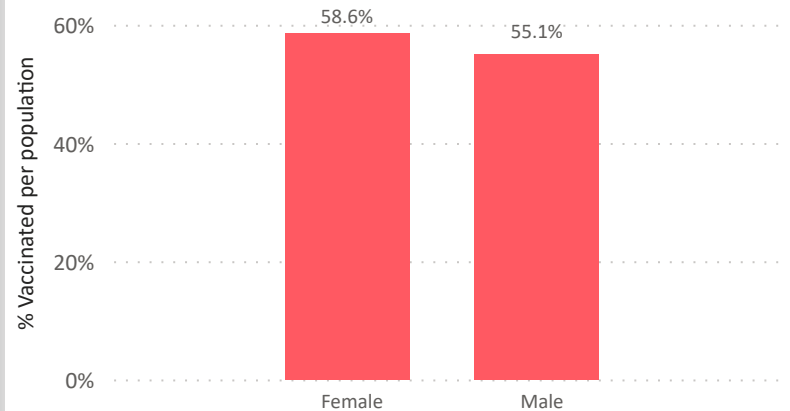


Sex

Number of Vaccinated Cleveland Residents by Sex (based on 218,206 residents)



% of Cleveland Residents Vaccinated per Sex



Cleveland Department of Public Health

75 Erieview Plaza, Floor 3
Cleveland, Ohio 44114
Office: 216-420-7743
Fax: 216-664-6159

The total Cleveland population of 383,331 along with the age, race, sex, and ethnicity data are estimates reported by the US Census Bureau 2019. There are no estimates for "Unknown" or "Other" sex and age groups, so percent of population cannot be calculated for these groups. Data for % Vaccinated out of total population graphs can be read, for example, "77.0 % of the 70-79 year old population in Cleveland have received at least one dose of the COVID-19 vaccine". Sex graph does not include 1,888 "unknown" and 65 "other".

These graphs represent Cleveland residents who received any dose of a COVID-19 vaccine.



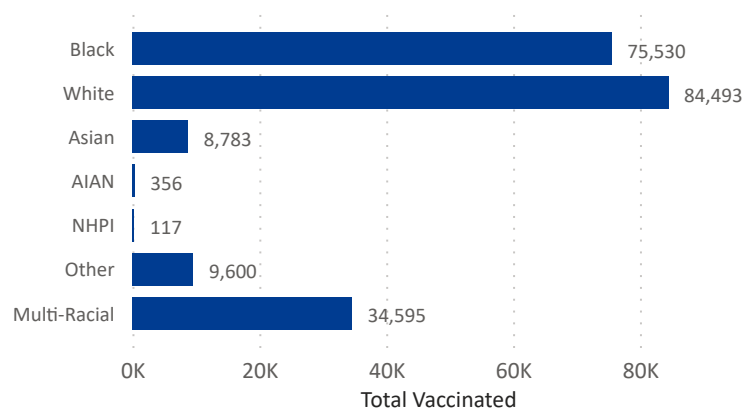
COVID-19 WATCH

Weekly Coronavirus Disease (COVID-19) Surveillance Report
Friday, December 30, 2022

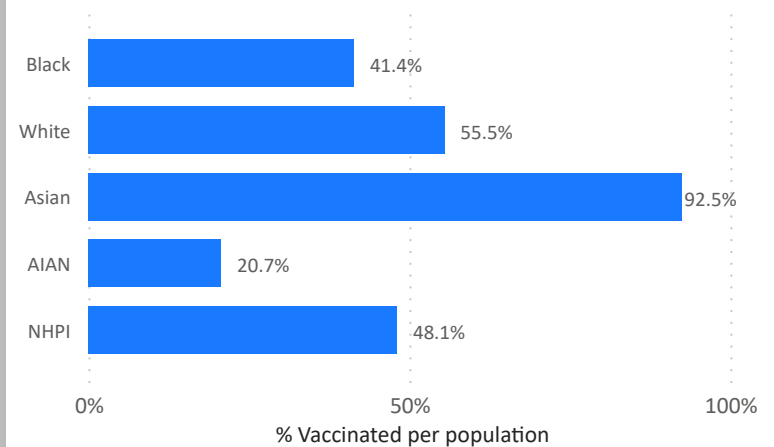
Demographics of Cleveland Residents who have received any dose of vaccine through December 24, 2022

Race

Number of Vaccinated Cleveland Residents by Race (based on 213,474 residents)

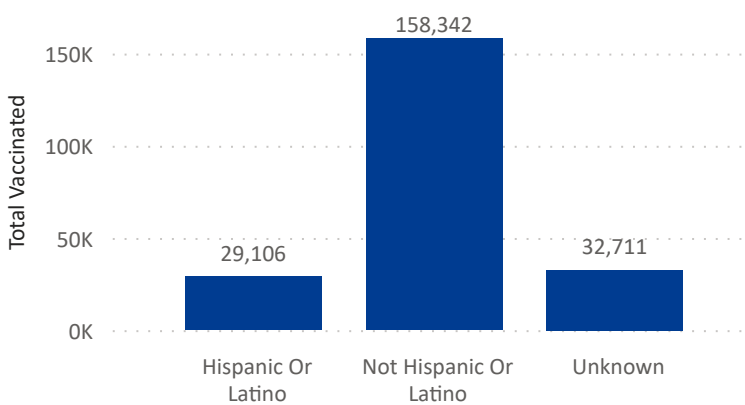


% of Cleveland Residents Vaccinated per Race Population

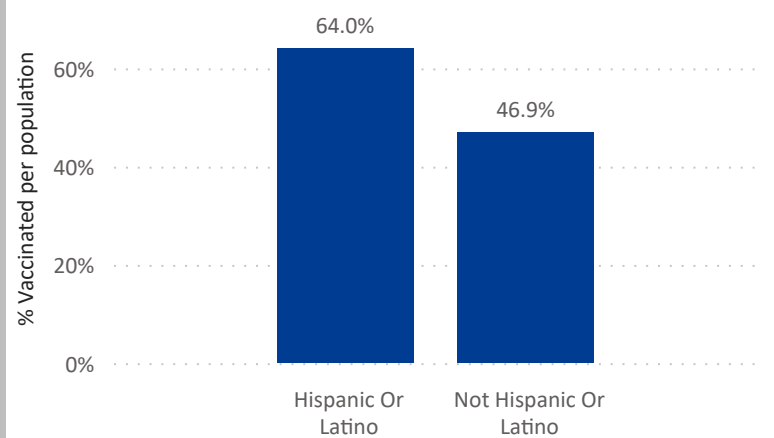


Ethnicity

Number of Vaccinated Cleveland Residents by Ethnicity (based on 220,159 residents)



% of Cleveland Residents Vaccinated per Ethnicity



Cleveland Department of Public Health

75 Erieview Plaza, Floor 3
Cleveland, Ohio 44114
Office: 216-420-7743
Fax: 216-664-6159

The total Cleveland population of 383,331 along with the age, race, sex, and ethnicity data are estimates reported by the US Census Bureau 2019. There are no population estimates for "Unknown" and "Other" race and ethnicity categories, so % population cannot be calculated for these groups. AIAN = American Indian/Alaska Native; NHPI = Native Hawaiian/Pacific Islander. Other race does not include two or more races. Race graph does not include 6,685 unknown race. These graphs represent Cleveland residents who received any dose of a COVID-19 vaccine.



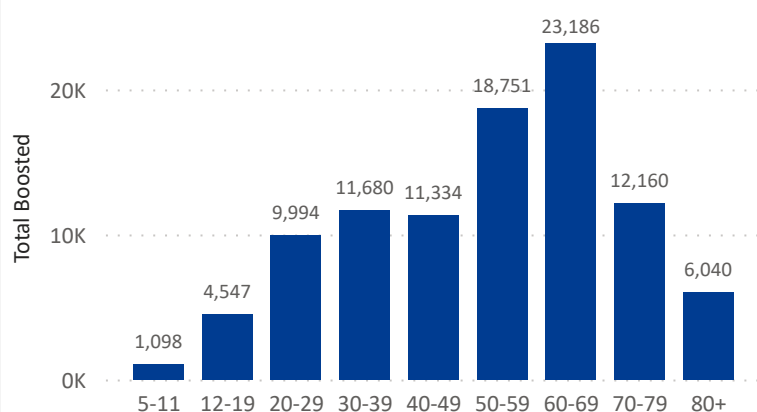
COVID-19 WATCH

Weekly Coronavirus Disease (COVID-19) Surveillance Report
Friday, December 30, 2022

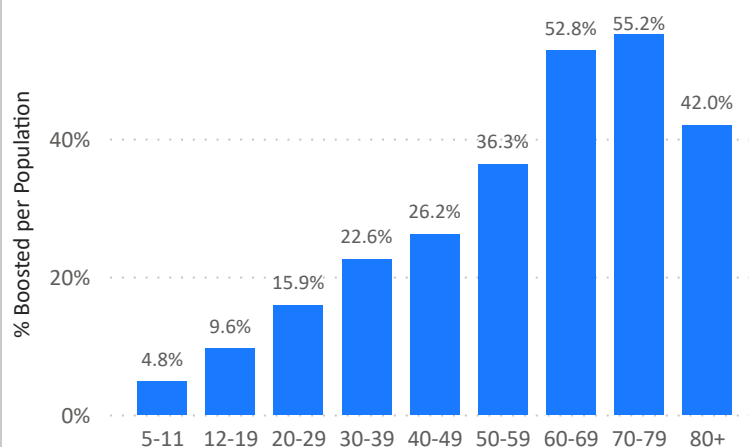
Demographics of Cleveland Residents who received a booster dose through December 24, 2022

Age Groups

Number of Boosted Cleveland Residents by Age Group (based on 98,790 residents)

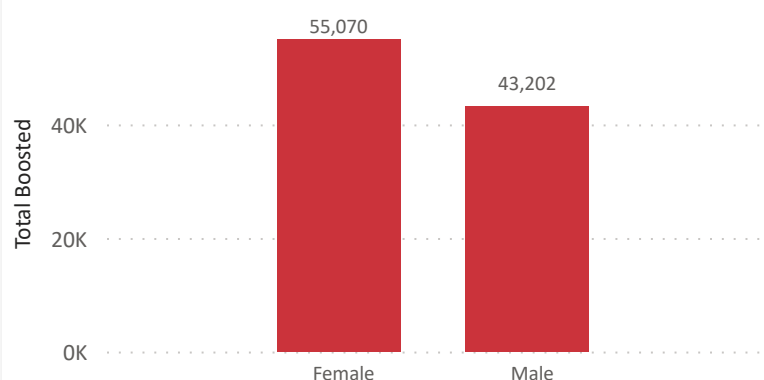


% of Cleveland Residents Boosted by Age Group

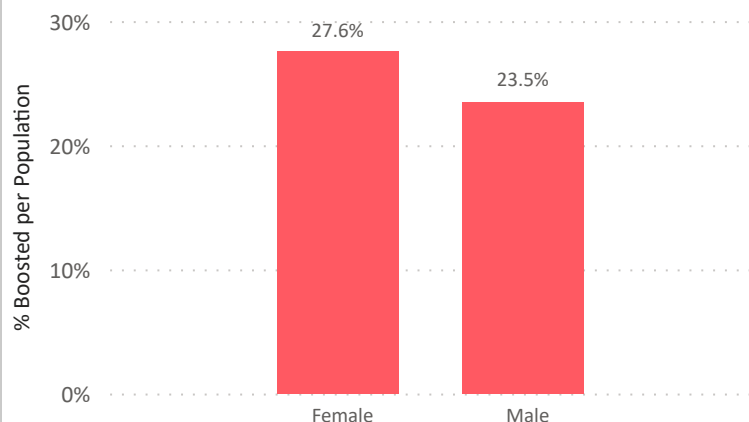


Sex

Number of Boosted Cleveland Residents by Sex (based on 98,272 residents)



% of Cleveland Residents Boosted per Sex



Cleveland Department of Public Health
75 Erieview Plaza, Floor 3
Cleveland, Ohio 44114
Office: 216-420-7743
Fax: 216-664-6159

The total Cleveland population of 383,331 along with the age, race, sex, and ethnicity data are estimates reported by the US Census Bureau 2019. There are no estimates for "Unknown" or "Other" sex and age groups, so percent of population cannot be calculated for these groups. Data for % boosted out of total population graphs can be read as, for example, "42.0% of the 80+ year old population in Cleveland have received their booster dose". Sex graph does not include 503 "Unknown" and 20 "Other". These graphs represent Cleveland residents who received a booster dose. Boosted % represents number of people who received their booster dose among the population of that group.



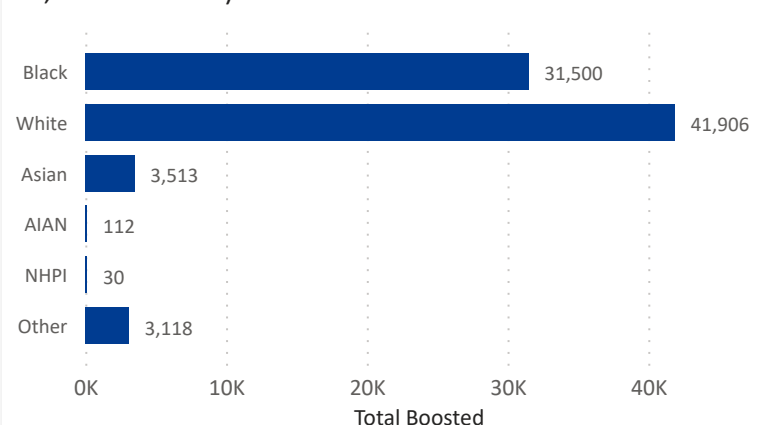
COVID-19 WATCH

Weekly Coronavirus Disease (COVID-19) Surveillance Report
Friday, December 30, 2022

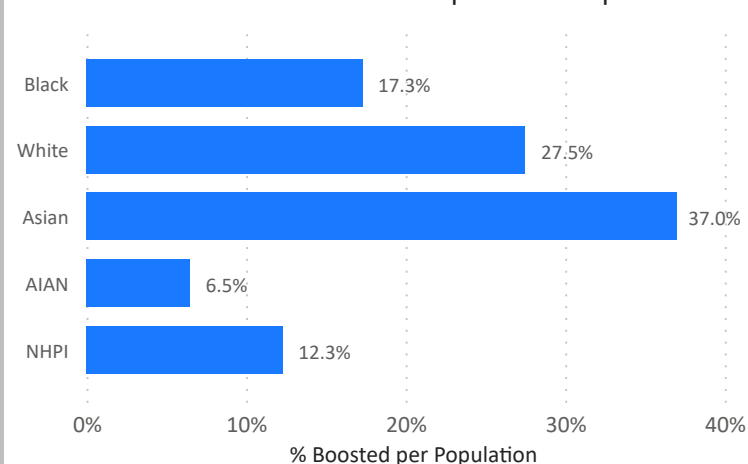
Demographics of Cleveland Residents who received a booster dose through December 24, 2022

Race

Number of Boosted Cleveland Residents by Race (based on 80,179 residents)

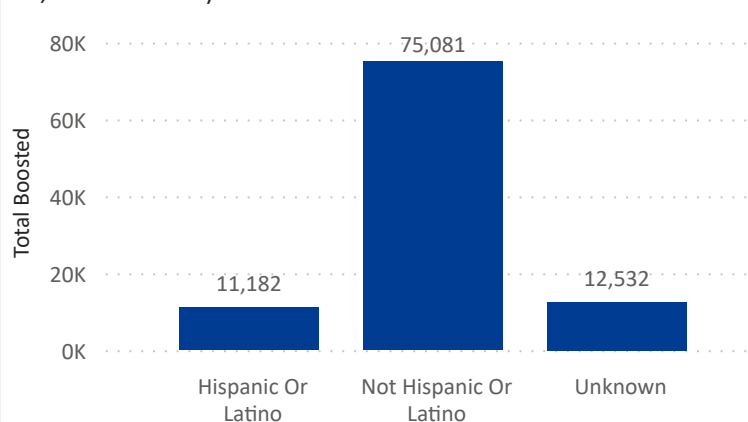


% of Cleveland Residents Boosted per Race Population

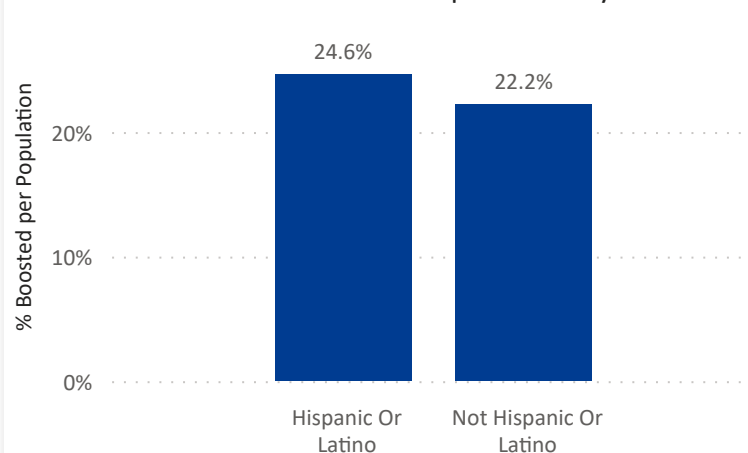


Ethnicity

Number of Boosted Cleveland Residents by Ethnicity (based on 98,795 residents)



% of Cleveland Residents Boosted per Ethnicity



Cleveland Department of Public Health
75 Erieview Plaza, Floor 3
Cleveland, Ohio 44114
Office: 216-420-7743
Fax: 216-664-6159

The total Cleveland population of 383,331 along with the age, race, sex, and ethnicity data are estimates reported by the US Census Bureau 2019. There are no population estimates for "Unknown" and "Other" race and ethnicity categories, so % population cannot be calculated for these groups. AIAN = American Indian/Alaska Native; NHPI = Native Hawaiian/Pacific Islander. Other race does not include two or more races. Race graph does not include 16,755 multi-racial and 1,861 unknown race.

These graphs represent Cleveland residents who received a booster dose. Booster % represents number of people who received their booster dose among the population of that group.

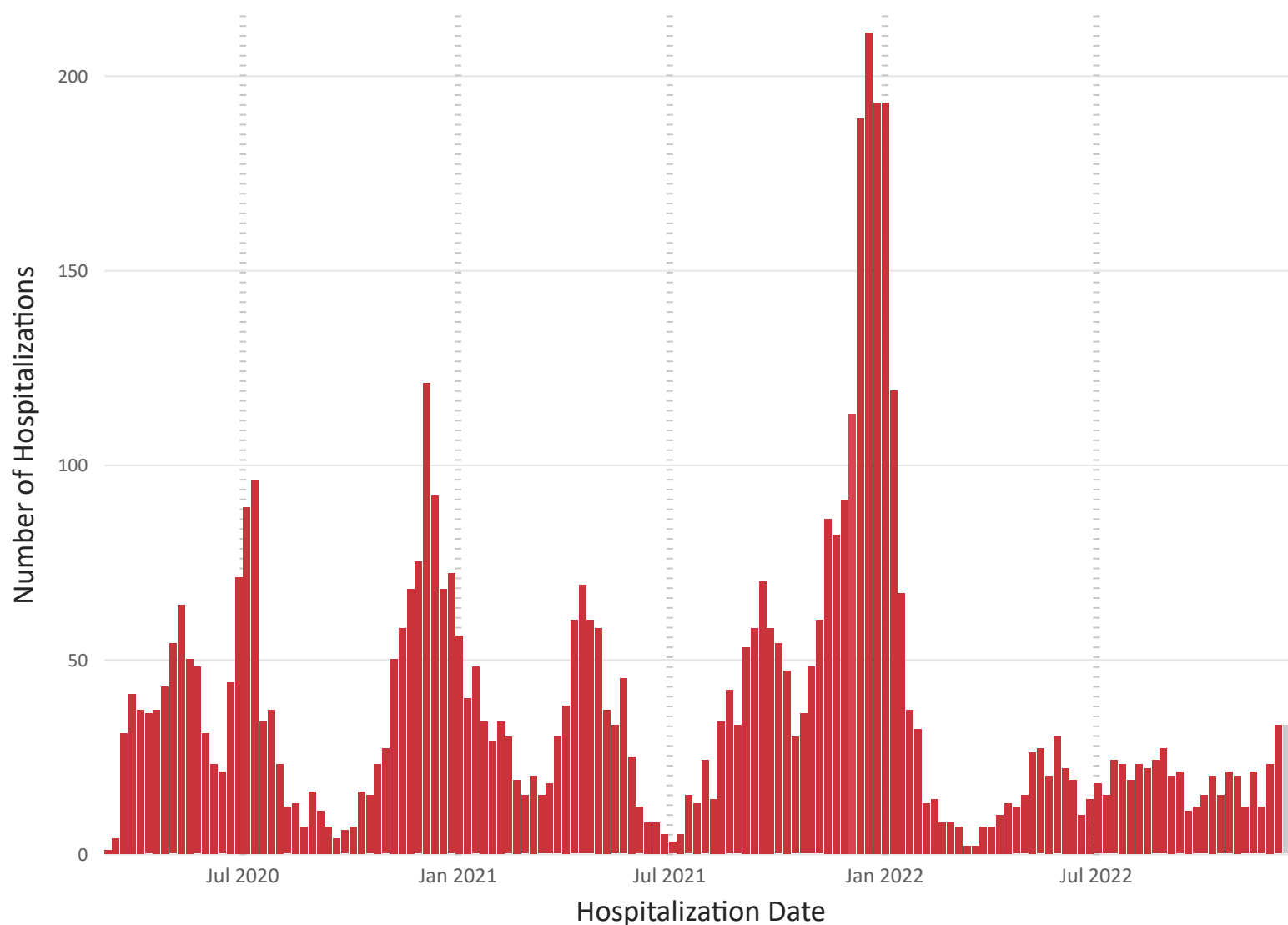


COVID-19 WATCH

Weekly Coronavirus Disease (COVID-19) Surveillance Report
Friday, December 30, 2022

Hospitalization by Admission Date

Figure 10. City of Cleveland COVID-19 Hospitalizations by Reporting Week (Feb 15, 2020 - Dec 24, 2022) (based on 5,426 cases)



Cleveland Department of Public Health
75 Erievue Plaza, Floor 3
Cleveland, Ohio 44114
Office: 216-420-7743
Fax: 216-664-6159

* As of February 12, 2021, hospitalization counts are shown in the present report by hospital admission date. Prior to this date, they had been shown by test date.

* Hospitalization data is preliminary and will be updated in subsequent weeks due to reporting delays.

Note: Figure 10 does not include 387 cases for whom hospital admission date is unknown and 1 case with an admission date prior to February 15, 2020.



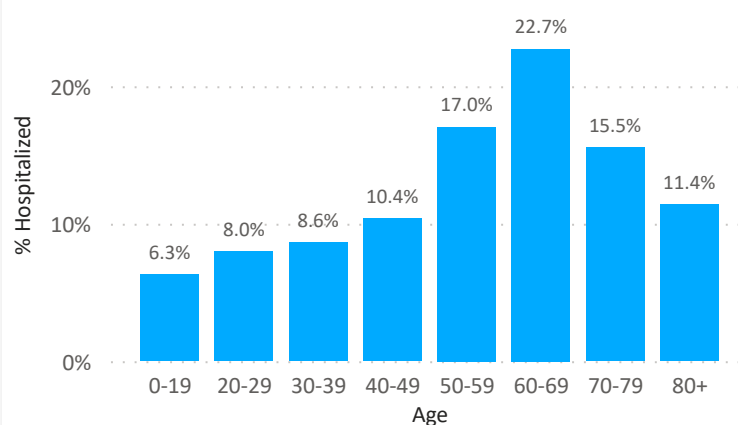
COVID-19 WATCH

Weekly Coronavirus Disease (COVID-19) Surveillance Report
Friday, December 30, 2022

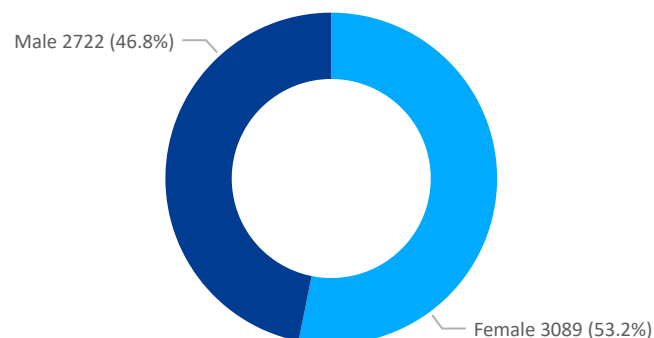
Total Hospitalizations

Figure 11. City of Cleveland COVID-19 Hospitalizations by Demographics (Feb 15, 2020 - Dec 24, 2022) (based on 5,814 cases)

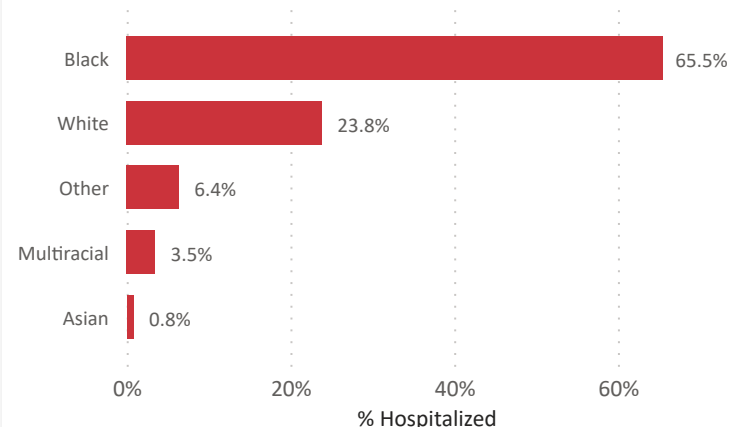
By Age



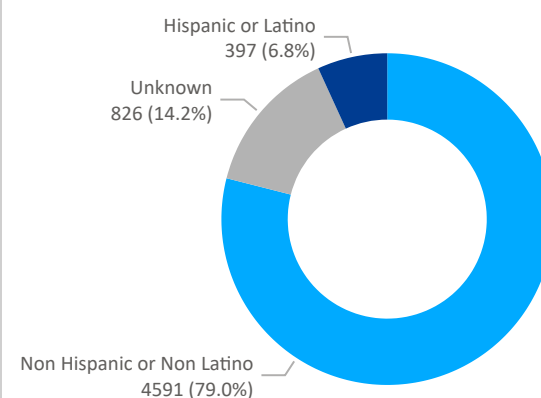
By Gender



By Race



By Ethnicity





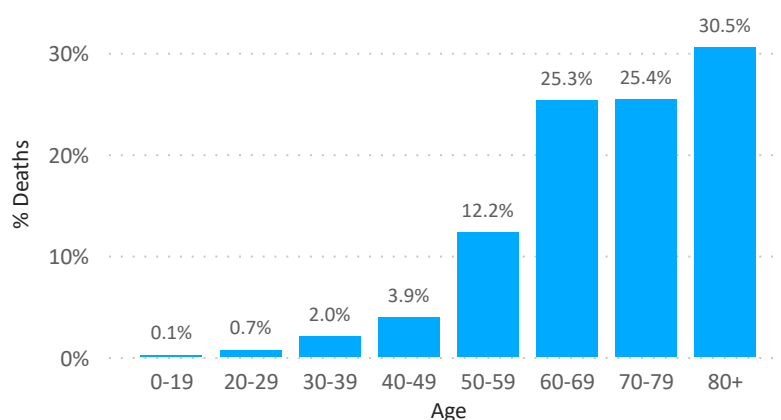
COVID-19 WATCH

Weekly Coronavirus Disease (COVID-19) Surveillance Report
Friday, December 30, 2022

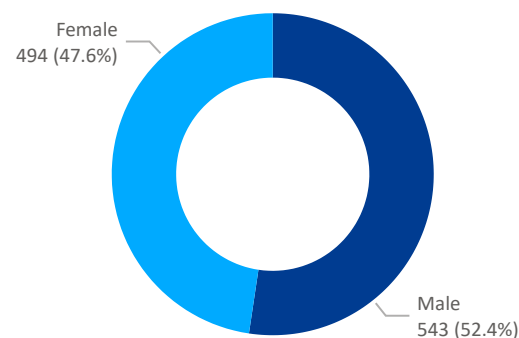
Total Deaths

Figure 12. City of Cleveland COVID-19 Deaths by Demographics (Feb 15, 2020 - Dec 24, 2022) (based on 1,037 cases)

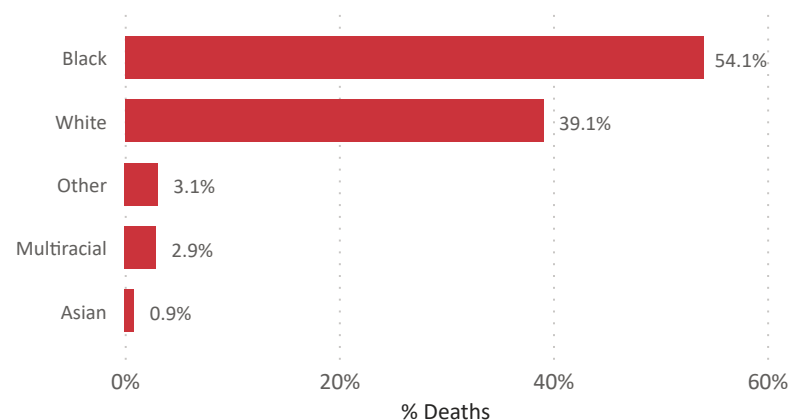
By Age



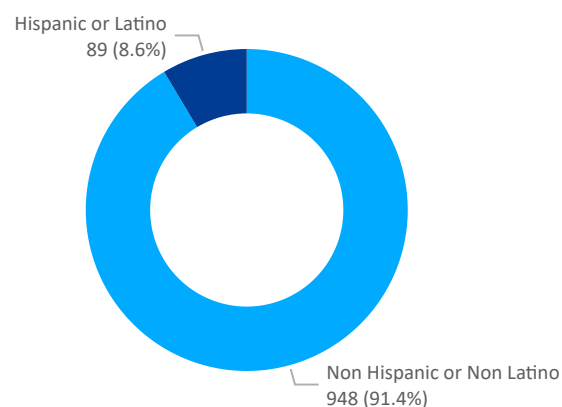
By Gender



By Race



By Ethnicity



Cleveland Department of Public Health

75 Erievue Plaza, Floor 3

Cleveland, Ohio 44114

Office: 216-420-7743

Fax: 216-664-6159

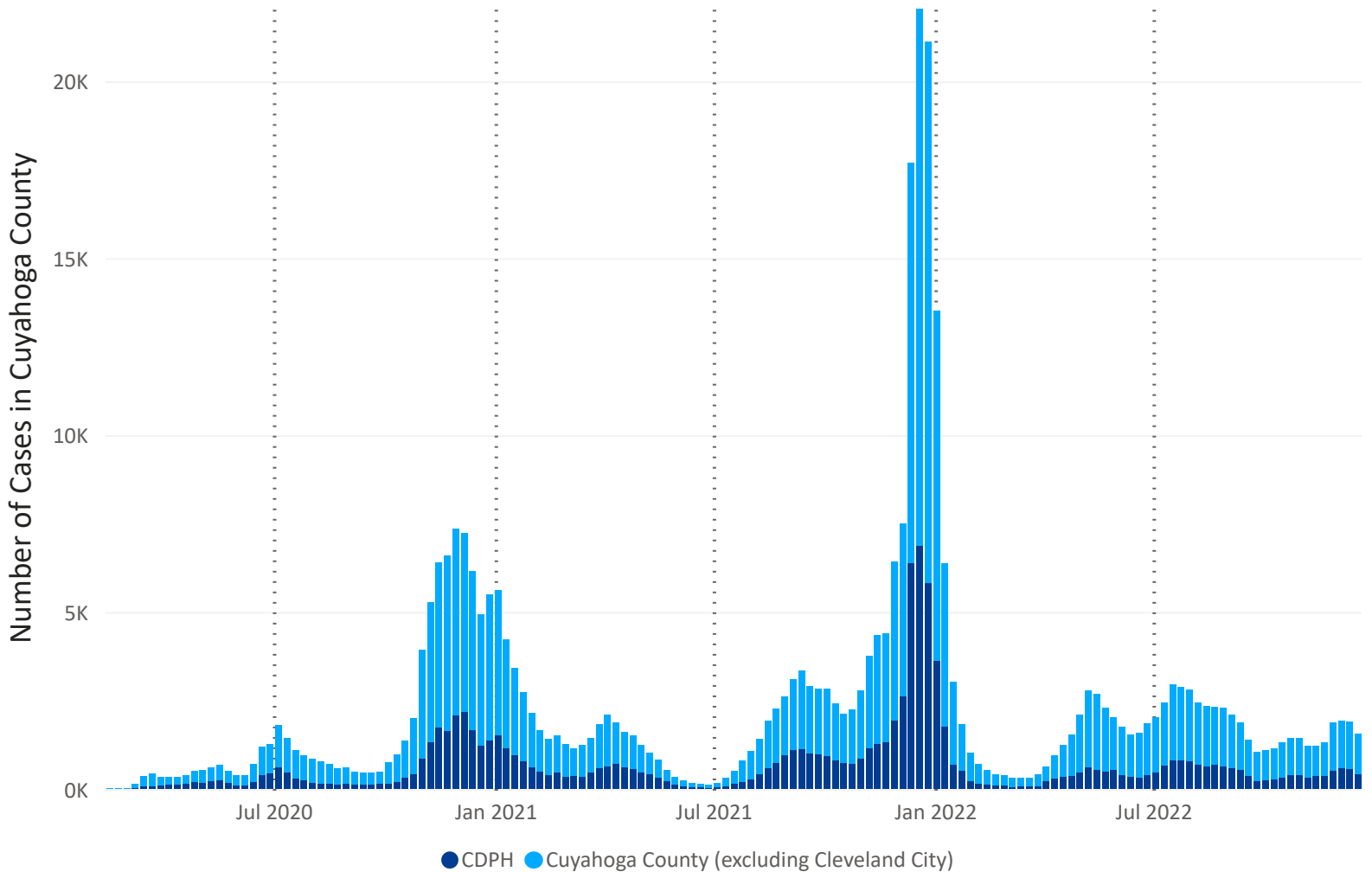


COVID-19 WATCH

Weekly Coronavirus Disease (COVID-19) Surveillance Report
Friday, December 30, 2022

City vs. County Comparisons—Total Number of Cases

Figure 13. Comparison of Total Number of Cases Between the City of Cleveland & Cuyahoga County, Reported Weekly (Feb 15, 2020 - Dec 24, 2022)



98,901

Total Case in Cleveland City

340,890

Total Cases in Cuyahoga County

22.6 %

of Cuyahoga County Cases in Cleveland City

Cleveland Department of Public Health
75 Erievue Plaza, Floor 3
Cleveland, Ohio 44114
Office: 216-420-7743
Fax: 216-664-6159

Note: According to the US Census Bureau, the City of Cleveland represents 31% of the Cuyahoga County population.

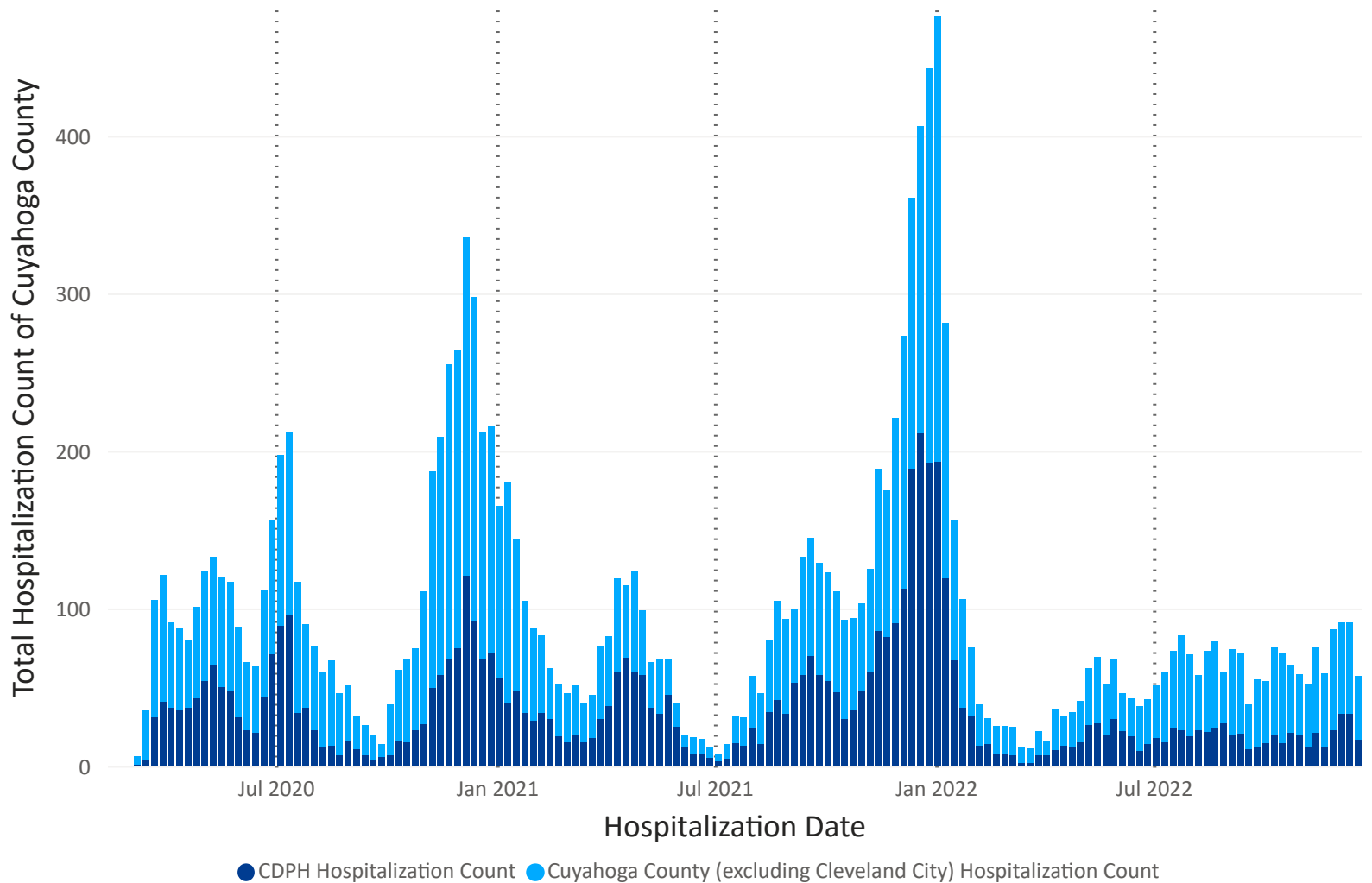


COVID-19 WATCH

Weekly Coronavirus Disease (COVID-19) Surveillance Report
Friday, December 30, 2022

City vs. County Comparisons—Hospitalization Count

Figure 14. Comparison of Hospitalization Counts Between the City of Cleveland & Cuyahoga County, Reported Weekly (Feb 15, 2020 - Dec 24, 2022)



5,814

Total Hospitalizations in Cleveland City

15,021

Total Hospitalizations in Cuyahoga County

28.5%

of Cuyahoga County Hospitalizations
in Cleveland City

Cleveland Department of Public Health
75 Erieview Plaza, Floor 3
Cleveland, Ohio 44114
Office: 216-420-7743
Fax: 216-664-6159

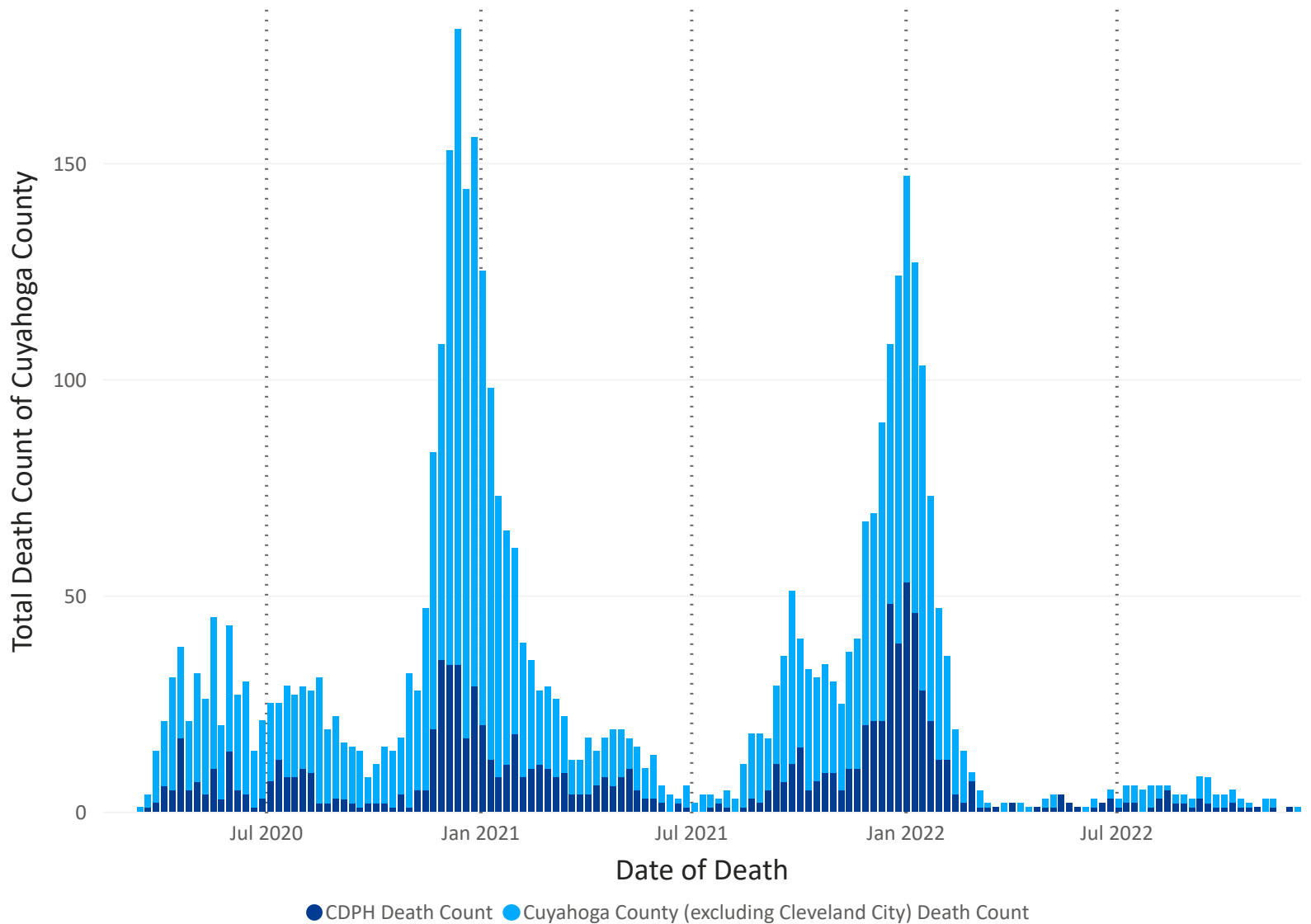


COVID-19 WATCH

Weekly Coronavirus Disease (COVID-19) Surveillance Report
Friday, December 30, 2022

City vs. County Comparisons—Deaths

Figure 15. Comparison of Death Counts Between the City of Cleveland & Cuyahoga County, Reported Weekly (Feb 15, 2020 - Dec 24, 2022)



Cleveland Department of Public Health
75 Erieview Plaza, Floor 3
Cleveland, Ohio 44114
Office: 216-420-7743
Fax: 216-664-6159



COVID-19 WATCH

Weekly Coronavirus Disease (COVID-19) Surveillance Report
Friday, December 30, 2022

Disclaimers

The Cuyahoga County numbers are approximate and have been populated using the DataOhio Portal.

Case Definitions: Confirmed: Meets confirmatory laboratory evidence. NOTE: People with no symptoms and with a confirmatory positive test are reportable as confirmed cases. **Probable:** 1} Does not have a confirmatory positive test but meets symptom(s) criteria **AND** has had close contact with someone who has a confirmed case of SARS-CoV-2. 2} Has a positive antigen test **AND** was reported on or after 11/1/2020. (For reports received prior to 11/1/2020: Has a positive antigen test **AND** either meets symptom(s) criteria **OR** has had close contact with someone who has a confirmed case of SARS-CoV-2). 3} No confirmatory positive test for but SARS-CoV-2 is listed on the death certificate as a cause of death.

Metadata

This data report reflects the period starting from February 15, 2020 through December 24, 2022 for the City of Cleveland, Ohio.

Total Cases represent confirmed and probable cases.

Cleveland City data and Cuyahoga County data are compiled on December 27, 2022 using the DataOhio Portal.

Population and demographic data are from the US Census Bureau's 2020 estimates.

Data is preliminary and subject to change.

There may be a delay in reporting.

Data is reported by test date. If test date is unknown, date reported is used as a substitute for the test date. The number of cases can vary based on date used for analysis.

Primary Source: Cleveland Department of Public Health

Organization: Cleveland Department of Public Health

Cleveland Department of Public Health
75 Erievue Plaza, Floor 3
Cleveland, Ohio 44114
Office: 216-420-7743
Fax: 216-664-6159