



# COVID-19 WATCH

Coronavirus Disease (COVID-19) Surveillance Report  
February 03, 2023

## Report Contents

**Page 1:** What Matters Most

**Pages 2-3:** COVID-19 Cases & Vaccinations Summary

**Pages 4-7:** Case Demographics

**Pages 8-9:** Vaccine Demographics

**Pages 10:** Hospitalization Metrics

**Page 11:** Death Metrics

**Pages 12-14:** City vs County Trends

**Page 15:** Disclaimers

If you have questions concerning the information in this report, email us at [covidreport@clevelandohio.gov](mailto:covidreport@clevelandohio.gov)

Cleveland Department of Public Health  
75 Erieview Plaza, Floor 3  
Cleveland, Ohio 44114  
Office: 216-420-7743  
Fax: 216-664-6159

*The purpose of the COVID-19 Watch is to summarize the coronavirus surveillance and vaccine uptake in the City of Cleveland, Ohio. This report uses data available through January 28, 2023. Data on COVID-19 case demographics focus on the last four full weeks prior to publication (January 1 - January 28, 2023).*

### What Matters Most

1. Cleveland COVID-19 activity held steady during the month of January with an average 7-day incidence rate of 76 new cases per 100,000 residents. This is comparable to state-wide COVID-19 activity during the same time frame which, averaged a 7-day incidence rate of 74 new cases per 100,000 residents. The Cuyahoga COVID-19 Community Level remains "medium" while the majority of Ohio counties are at a "low" level. Due to widespread use of home tests and lack of self-reporting to the health department, the true incidence is likely higher.
2. 720 residents received their first COVID-19 vaccine during the month of January. As of January 31st, 57.6% of Cleveland residents have received any dose of a COVID-19 vaccine, 50.6% have completed their primary vaccination series, and 26.0% have received a booster dose. Appointments for adults and children can be made by calling 216-664-2222 or visiting [gettheshot.coronavirus.gov](https://gettheshot.coronavirus.gov). COVID-19 and flu can be given at the same visit.
3. The Omicron subvariant XBB.1.5 has been spreading in the US and the Great Lakes region. Since the end of 2022, this subvariant jumped from being the cause of 6-36% of new infections within the region. COVID-19 is higher in regions where over 50% of new cases are due to the XBB.1.5 subvariant.
4. According to the CDC, it is important that people who are immunocompromised, those who might have an inadequate immune response to COVID-19 vaccines, and those who medically cannot receive COVID-19 vaccines exercise caution and recognize the need for additional preventive measures. This includes masking in crowded spaces, regular handwashing, and testing immediately if COVID-like symptoms develop.



# COVID-19 WATCH

Coronavirus Disease (COVID-19) Surveillance Report  
February 03, 2023

## COVID-19 Summary\*



## COVID-19 in Previous 4 Weeks



## Vaccine Summary (Total Counts & Percentage of Clevelanders)



**Cleveland Department of Public Health**  
75 Erieview Plaza, Floor 3  
Cleveland, Ohio 44114  
Office: 216-420-7743  
Fax: 216-664-6159

\* Figures represent the total number of cases, hospitalizations and deaths in the City of Cleveland since February 15, 2020.  
\*\* Vaccine data were exported from the DataOhio Portal on January 31, 2023. The vaccine summary includes vaccinations administered to Cleveland residents by any supplier.  
**Completed** - The number/percentage listed is the individuals who have completed a COVID-19 vaccine primary series. This includes one dose of a single-dose vaccine (Janssen) or all required doses in a primary series (Pfizer, Moderna, Novavax).  
**Boosted** - The number/percentage listed are those who have received either an additional dose in their primary series or an updated bivalent booster dose of a COVID-19mRNA vaccine on or after Sept. 1, 2022  
\*\*\* Final cause of death can take weeks to determine. The number of deaths in previous weeks are subject to change as more information becomes available from Ohio Department of Health.

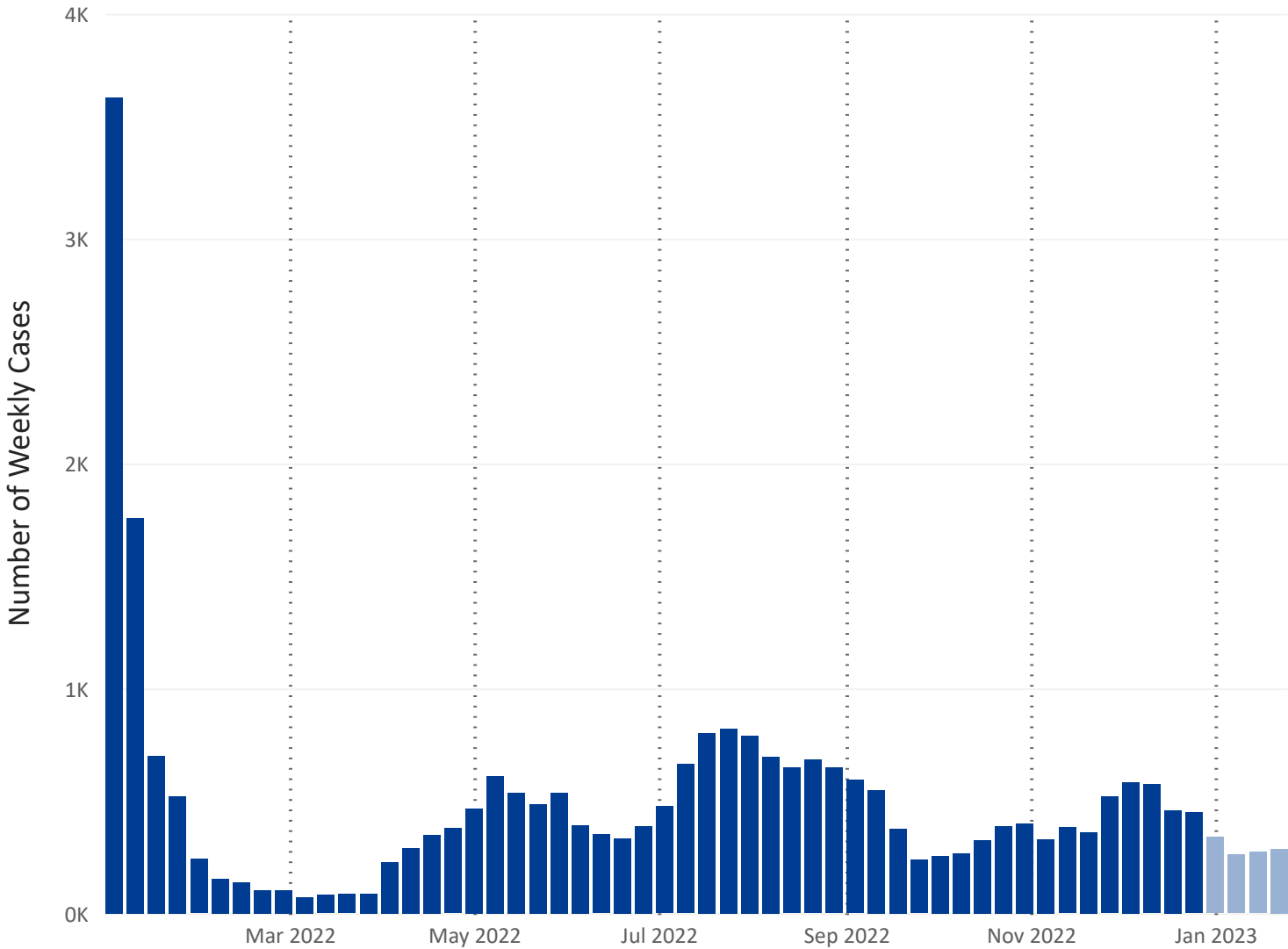


# COVID-19 WATCH

Coronavirus Disease (COVID-19) Surveillance Report  
February 03, 2023

## Cases by Week of Test Date

Figure 1. Cleveland COVID-19 Cases by Week (Jan 2, 2022 - Jan 28, 2023) (based on 27,431 cases)



**Note:** If test date is unknown, the earliest known date associated with a case is used. One confirmed case reported before February 15 is not included in this graph. Ongoing data cleaning processes and delays in reporting will fluctuate the total number of cases from the previous reports.



# COVID-19 WATCH

Coronavirus Disease (COVID-19) Surveillance Report  
February 03, 2023

## Cases by Age Group

Figure 2. Reporting Month Cleveland COVID-19 Cases by Age (Jan 01, 2023 - Jan 28, 2023) (based on 1,155 cases)

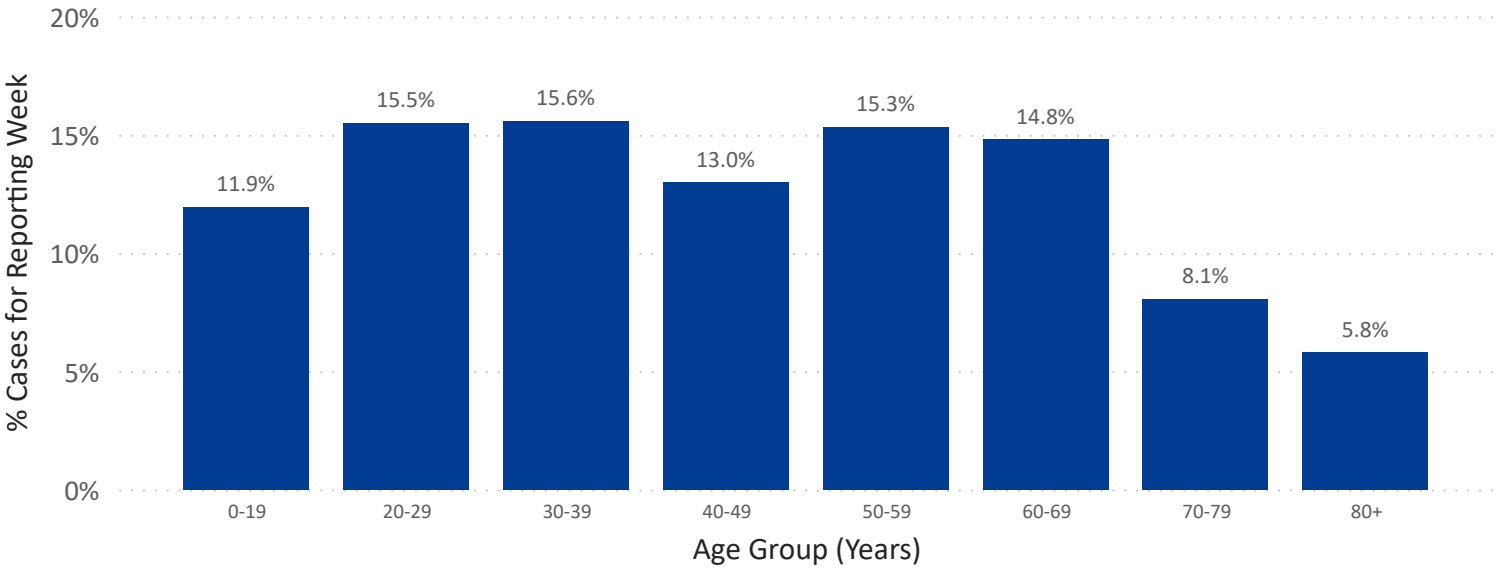
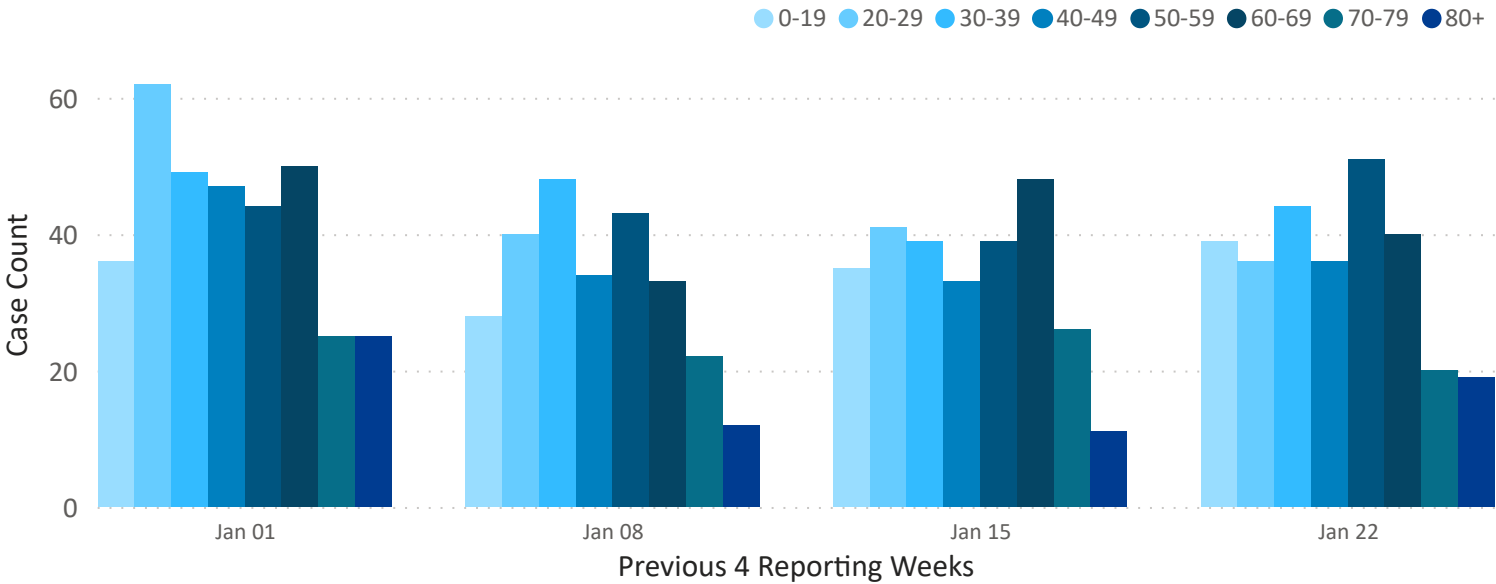


Figure 3. Reporting Month COVID-19 Cases in Cleveland by Age (Jan 01, 2023 - Jan 28, 2023) (based on 1,155 cases)



**Note:** [Figure 2](#) and [Figure 3](#) do not include 4 cases whose age is unknown.



COVID-19 WATCH

Coronavirus Disease (COVID-19) Surveillance Report  
February 03, 2023

Cases by Gender

Figure 4. Reporting Month Cleveland COVID-19 Cases by Gender (Jan 01, 2023 - Jan 28, 2023) (based on 1,155 cases)

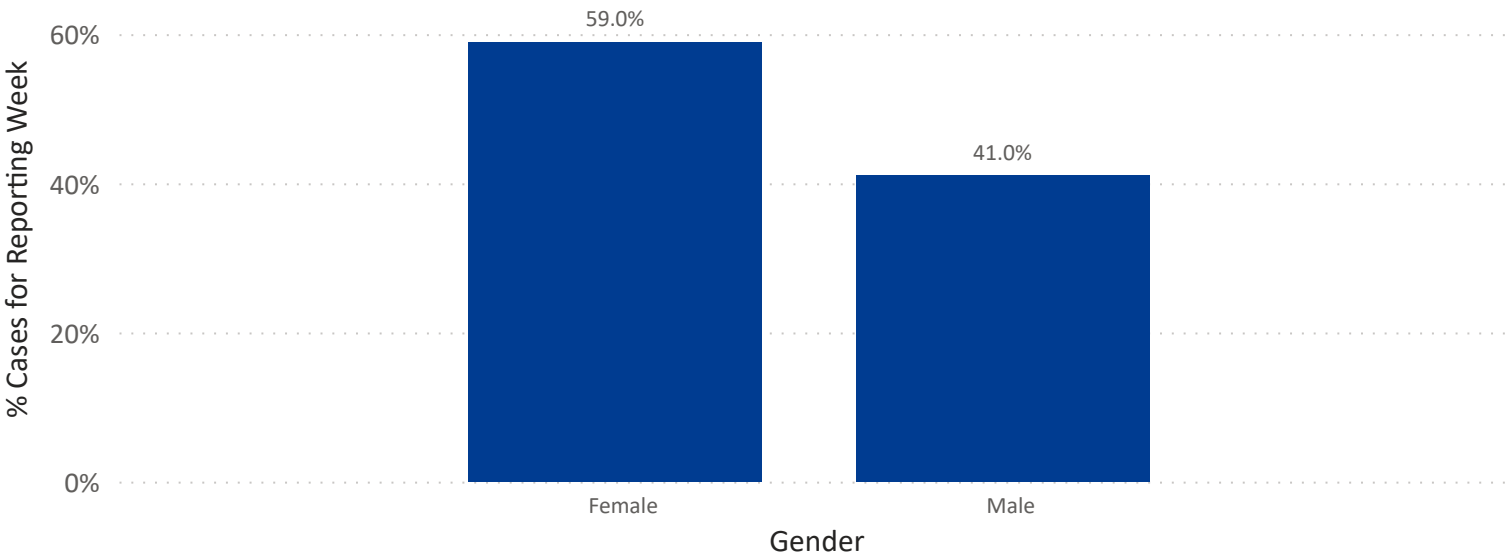
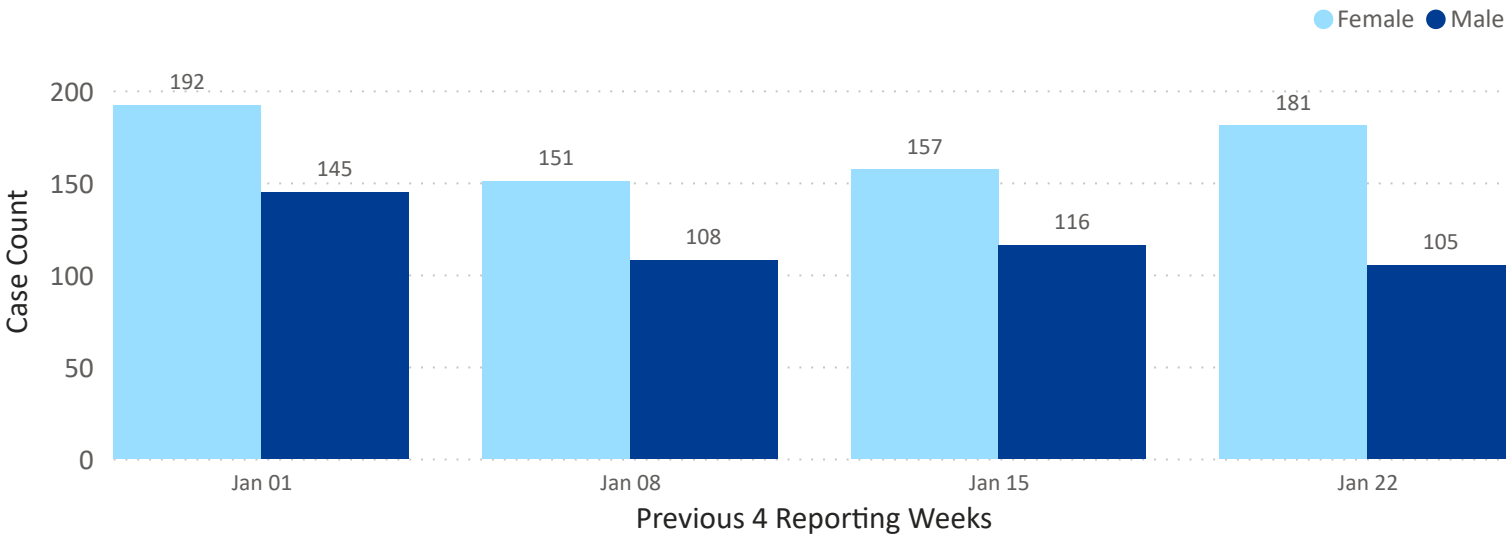


Figure 5. Reporting Month COVID-19 Cases in Cleveland by Gender (Jan 01, 2023 - Jan 28, 2023) (based on 1,155 cases)





COVID-19 WATCH

Coronavirus Disease (COVID-19) Surveillance Report  
February 03, 2023

Cases by Race

Figure 6. Reporting Month Cleveland COVID-19 Cases by Race (Jan 01, 2023 - Jan 28, 2023) (based on 1,072 cases)

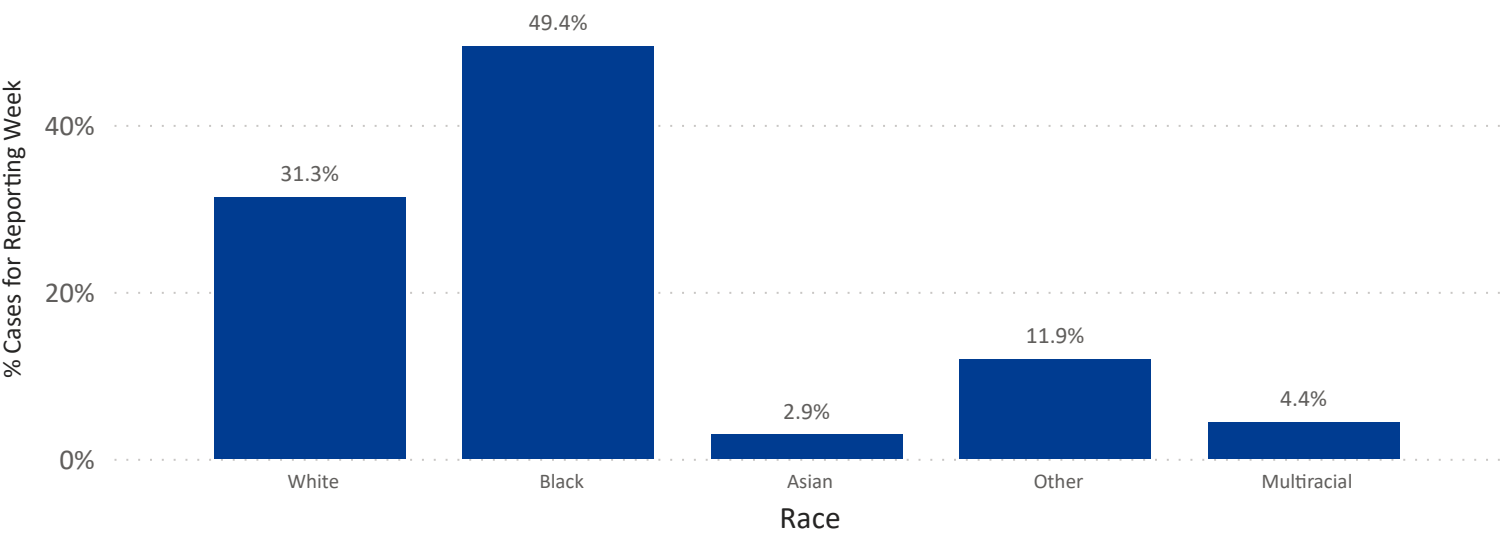
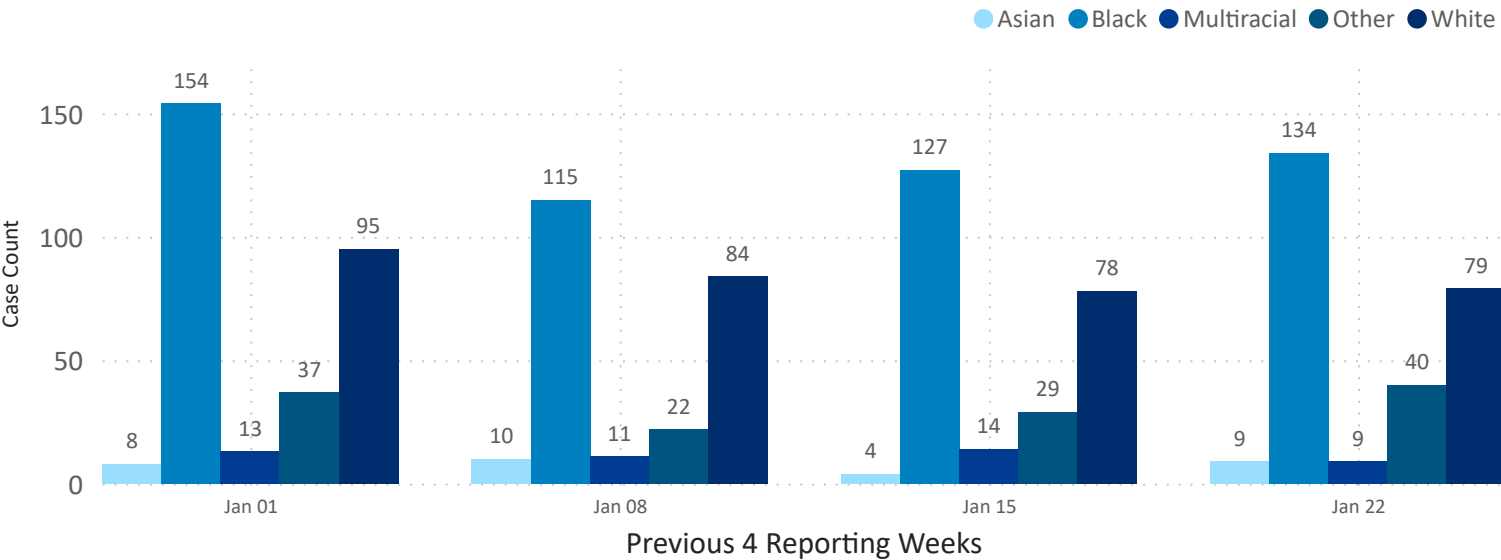


Figure 7. Reporting Month COVID-19 Cases in Cleveland by Race (Jan 01, 2023 - Jan 28, 2023) (based on 1,072 cases)





COVID-19 WATCH

Coronavirus Disease (COVID-19) Surveillance Report  
February 03, 2023

## Cases by Ethnicity

Figure 8. Reporting Month Cleveland COVID-19 Cases by Ethnicity (Jan 01, 2023 - Jan 28, 2023) (based on 1,159 cases)

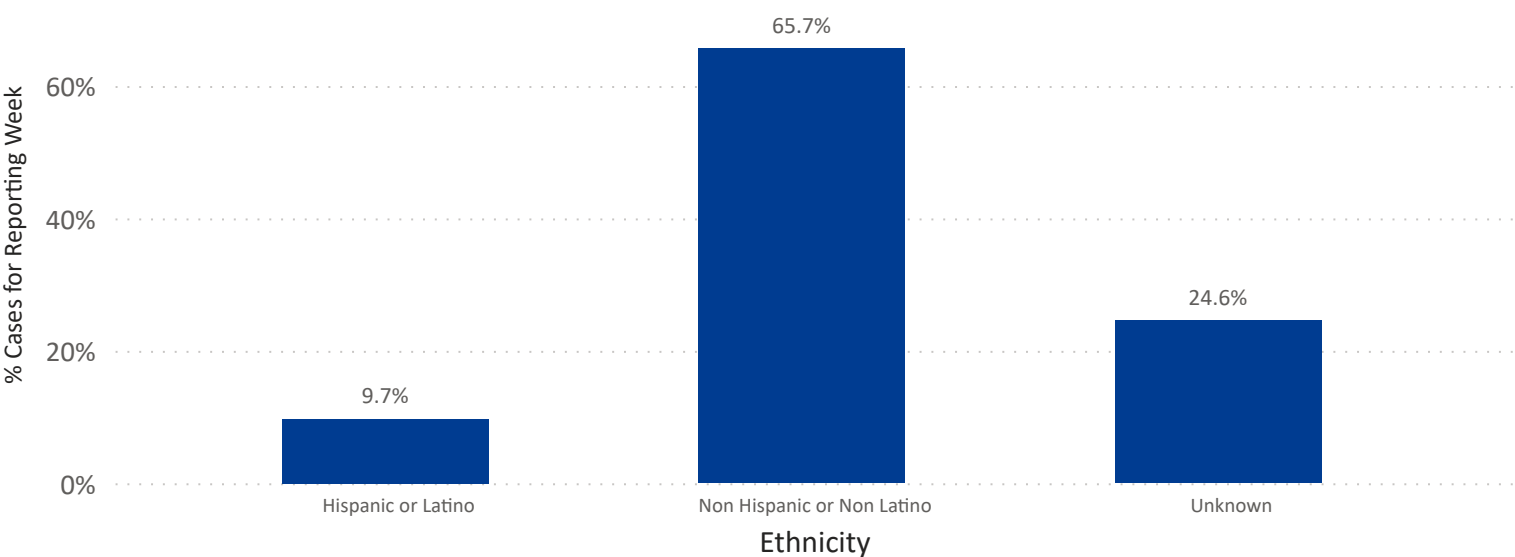
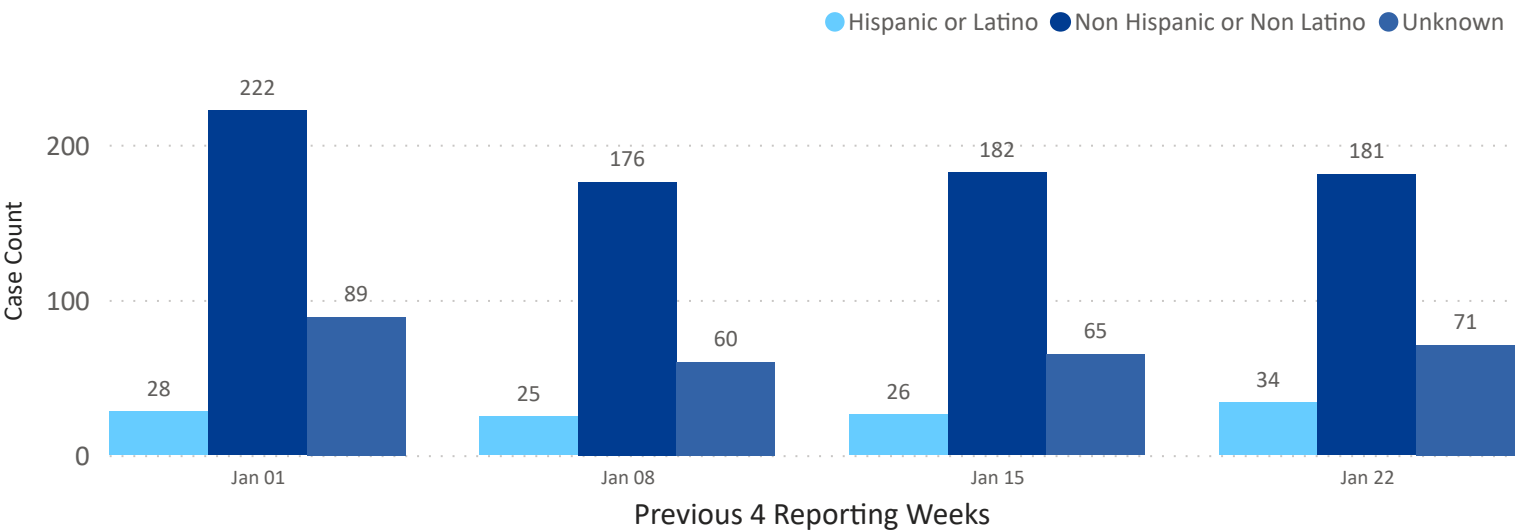


Figure 9. Reporting Month COVID-19 Cases in Cleveland by Ethnicity (Jan 01, 2023 - Jan 28, 2023) (based on 1,159 cases)



Cleveland Department of Public Health  
75 Erievue Plaza, Floor 3  
Cleveland, Ohio 44114  
Office: 216-420-7743  
Fax: 216-664-6159



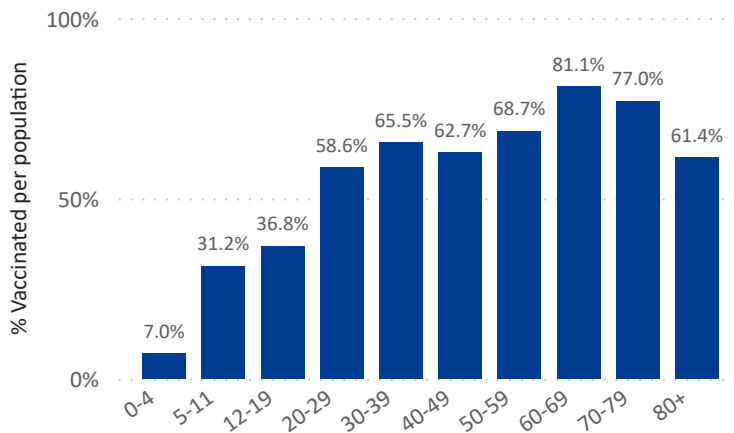
# COVID-19 WATCH

Coronavirus Disease (COVID-19) Surveillance Report  
February 03, 2023

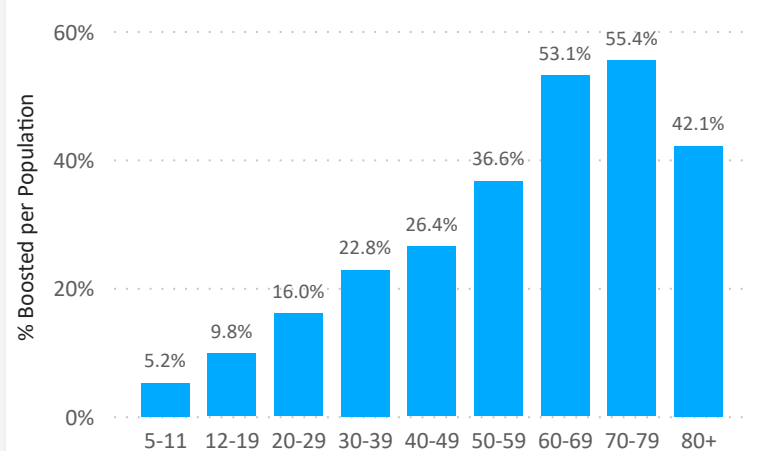
## Vaccinations through January 28th, 2023 by Demographic

### Age Groups

% of Cleveland Residents Vaccinated per Age Group

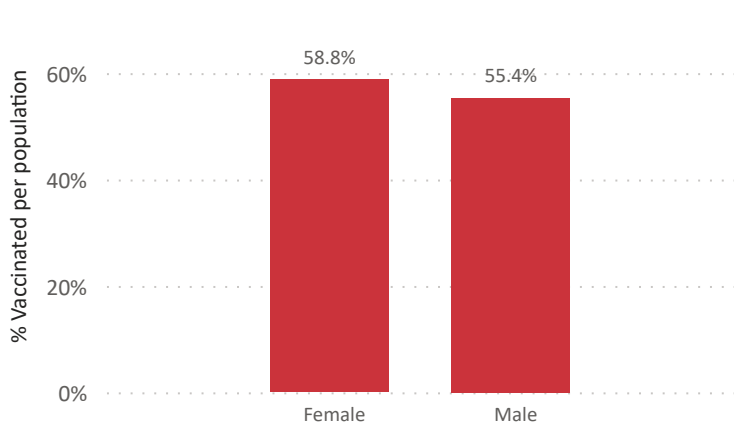


% of Cleveland Residents Boosted by Age Group

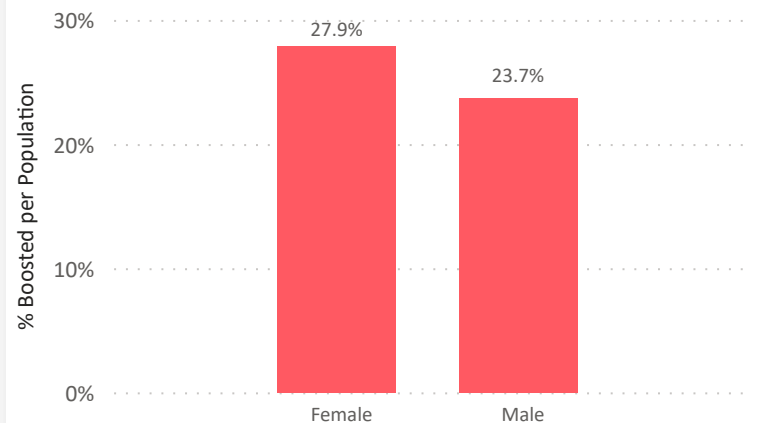


### Sex

% of Cleveland Residents Vaccinated per Sex



% of Cleveland Residents Boosted per Sex



#### Cleveland Department of Public Health

75 Erieview Plaza, Floor 3  
Cleveland, Ohio 44114  
Office: 216-420-7743  
Fax: 216-664-6159

The total Cleveland population of 383,331 along with the age, race, sex, and ethnicity data are estimates reported by the US Census Bureau 2020. There are no estimates for "Unknown" or "Other" sex and age groups, so percent of population cannot be calculated for these groups. Data for % Vaccinated out of total population graphs can be read, for example, "77.0 % of the 70-79 year old population in Cleveland have received at least one dose of the COVID-19 vaccine". Sex graphs does not include 1,893 "unknown" and 65 "other".





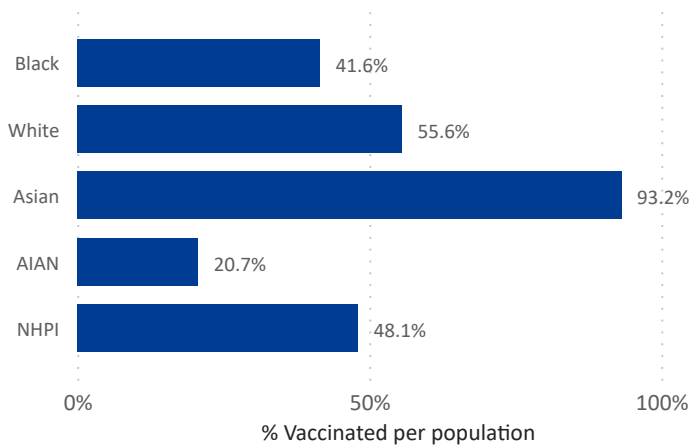
# COVID-19 WATCH

Coronavirus Disease (COVID-19) Surveillance Report  
February 03, 2023

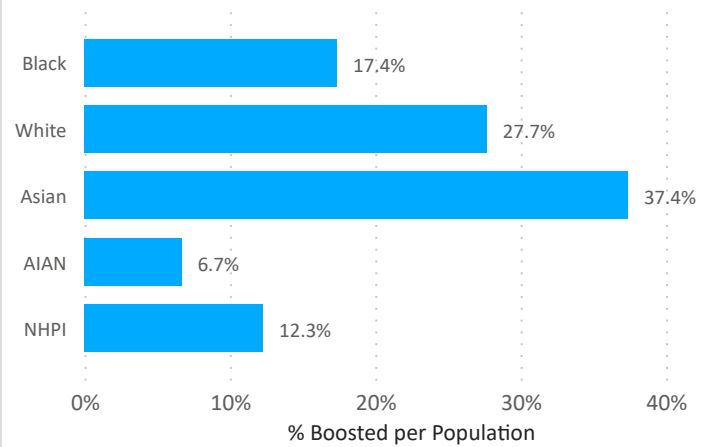
## Vaccinations through January 28th, 2023 by Demographic

### Race

% of Cleveland Residents Vaccinated per Race Population

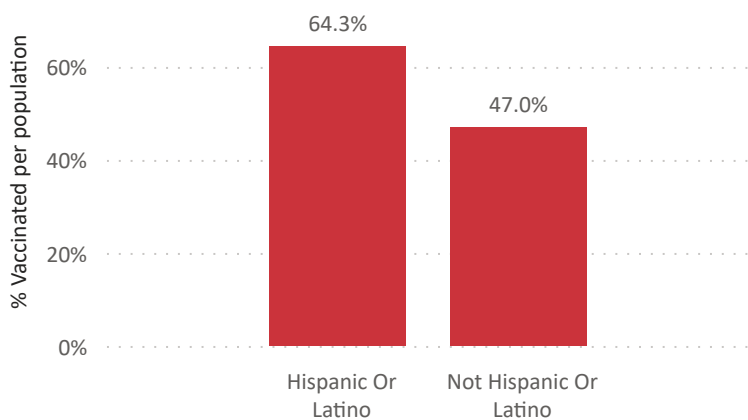


% of Cleveland Residents Boosted per Race Population

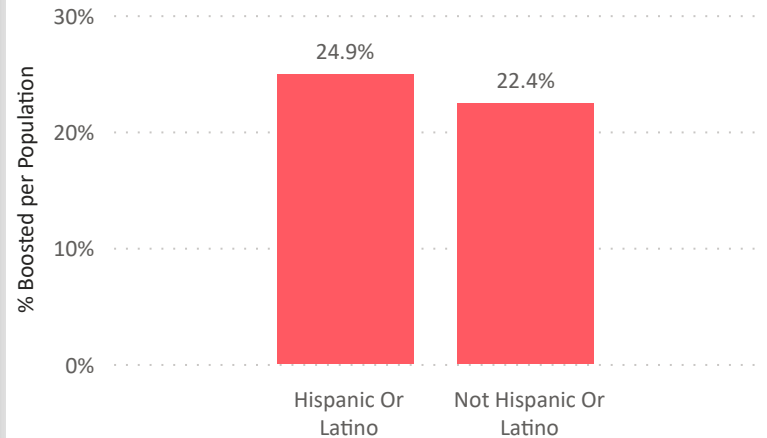


### Ethnicity

% of Cleveland Residents Vaccinated per Ethnicity



% of Cleveland Residents Boosted per Ethnicity



**Cleveland Department of Public Health**  
75 Erieview Plaza, Floor 3  
Cleveland, Ohio 44114  
Office: 216-420-7743  
Fax: 216-664-6159

The total Cleveland population of 383,331 along with the age, race, sex, and ethnicity data are estimates reported by the US Census Bureau 2020. There are no population estimates for "Unknown" and "Other" race and ethnicity categories, so % population cannot be calculated for these groups. AIAN = American Indian/Alaska Native; NHPI = Native Hawaiian/Pacific Islander. Other race does not includes two or more races. Race graph does not include 6,691 unknown race.



# COVID-19 WATCH

Coronavirus Disease (COVID-19) Surveillance Report  
February 03, 2023

## Hospitalization by Admission Date

Figure 10. Cleveland COVID-19 Hospitalizations by Week (Jan 2, 2022 - Jan 28, 2023) (based on 1,318 cases)

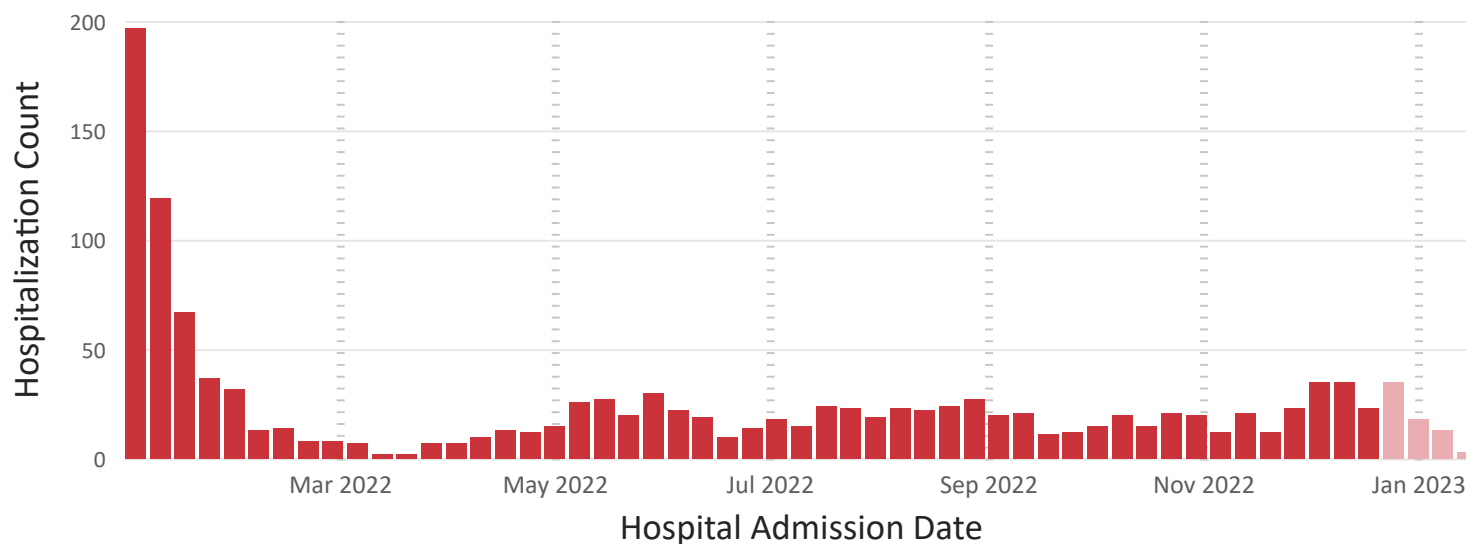
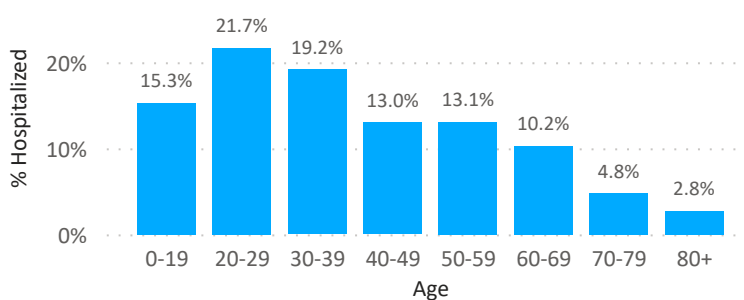
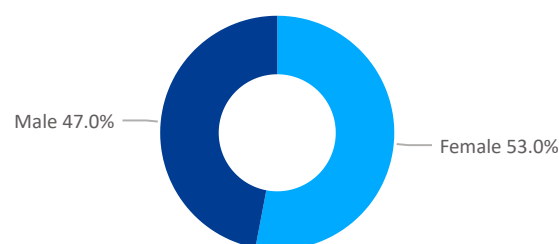


Figure 11. Cleveland COVID-19 Hospitalizations by Demographics (Feb 15, 2020 - Jan 28, 2023) (based on 5,925 cases)

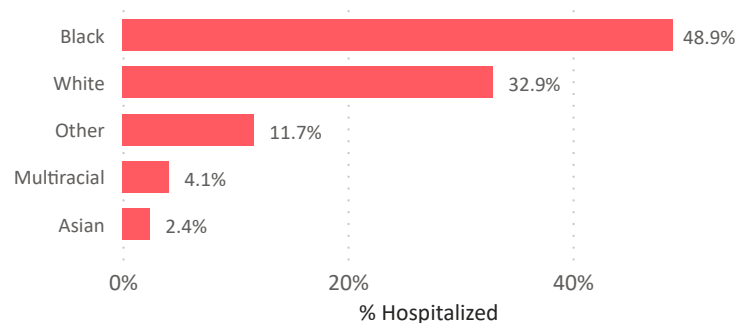
### By Age



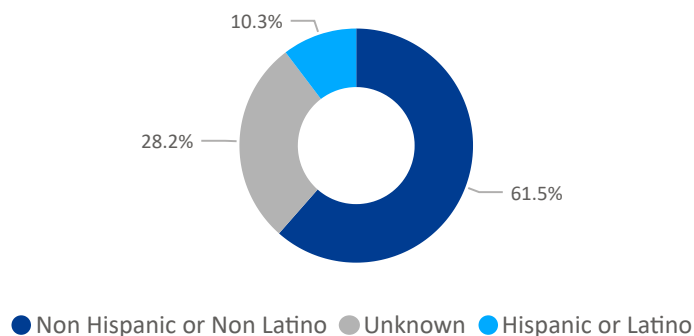
### By Gender



### By Race



### By Ethnicity



**Cleveland Department of Public Health**  
75 Erievue Plaza, Floor 3  
Cleveland, Ohio 44114  
Office: 216-420-7743  
Fax: 216-664-6159

\* As of February 12, 2021, hospitalization counts are shown in the present report by hospital admission date. Prior to this date, they had been shown by test date.

\* Hospitalization data is preliminary and will be updated in subsequent weeks due to reporting delays.

\* **By Race** graph does not include 53 cases with unknown races.



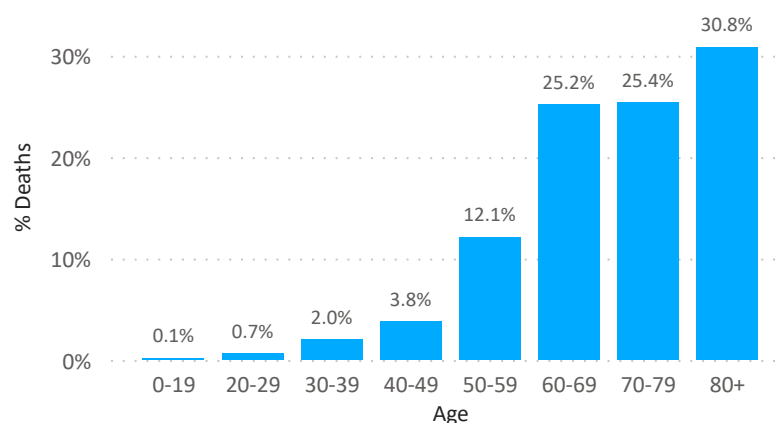
# COVID-19 WATCH

Coronavirus Disease (COVID-19) Surveillance Report  
February 03, 2023

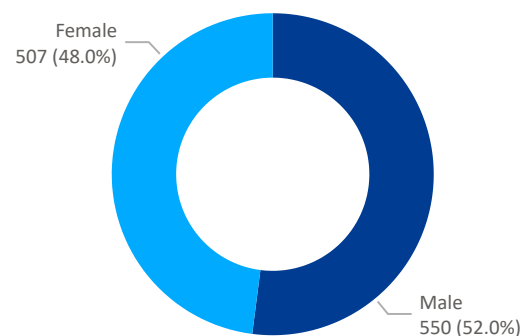
## Total Deaths

Figure 12. City of Cleveland COVID-19 Deaths by Demographics (Feb 15, 2020 - Jan 28, 2023) (based on 1,057 cases)

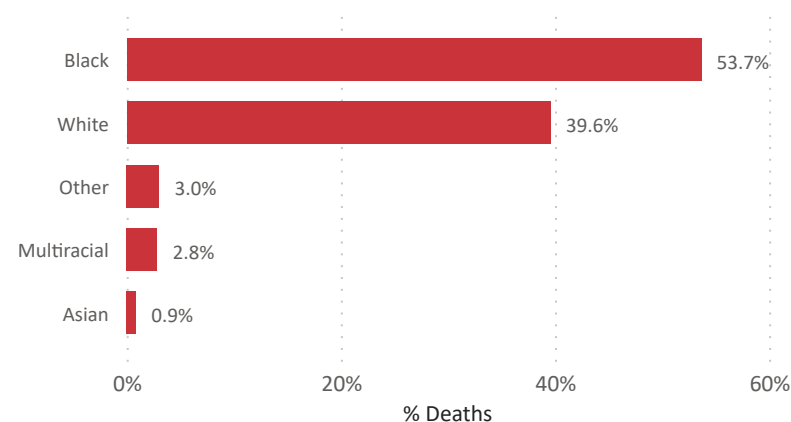
### By Age



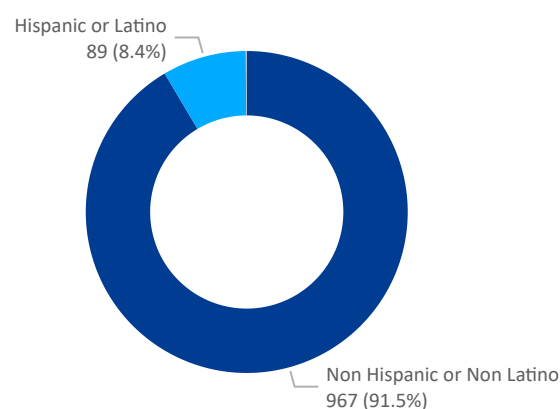
### By Gender



### By Race



### By Ethnicity



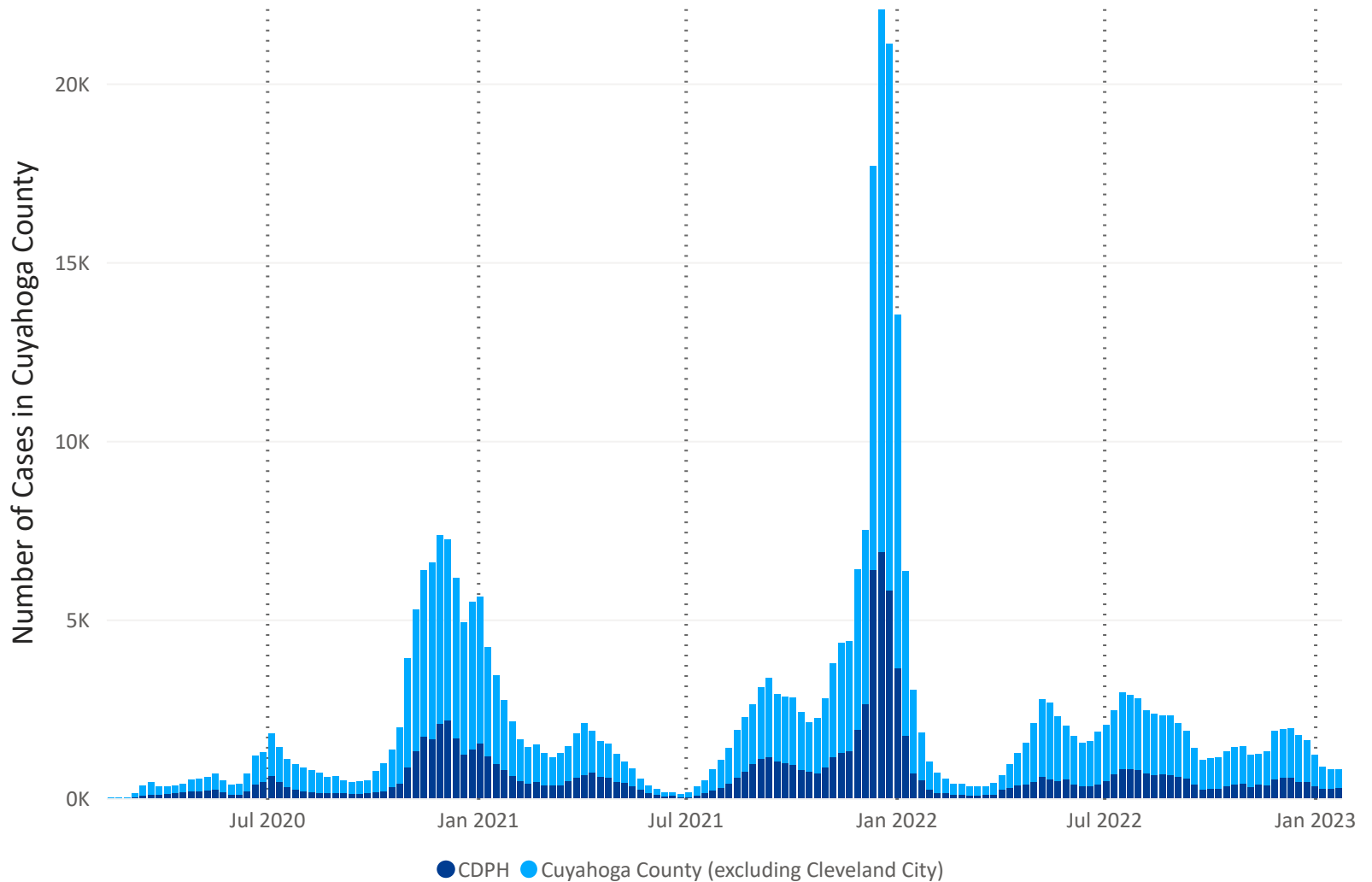


# COVID-19 WATCH

Coronavirus Disease (COVID-19) Surveillance Report  
February 03, 2023

## City vs. County Comparisons—Total Number of Cases

Figure 13. Comparison of Total Number of Cases Between the City of Cleveland & Cuyahoga County, Reported Weekly (Feb 15, 2020 - Jan 28, 2023)



100,552

Total Cases in Cleveland City

346,444

Total Cases in Cuyahoga County

29.0%

of Cuyahoga County Cases in  
Cleveland City

**Cleveland Department of Public Health**  
75 Erievue Plaza, Floor 3  
Cleveland, Ohio 44114  
Office: 216-420-7743  
Fax: 216-664-6159

**Note:** According to the US Census Bureau, City of Cleveland residents represent 31% of the Cuyahoga County population.

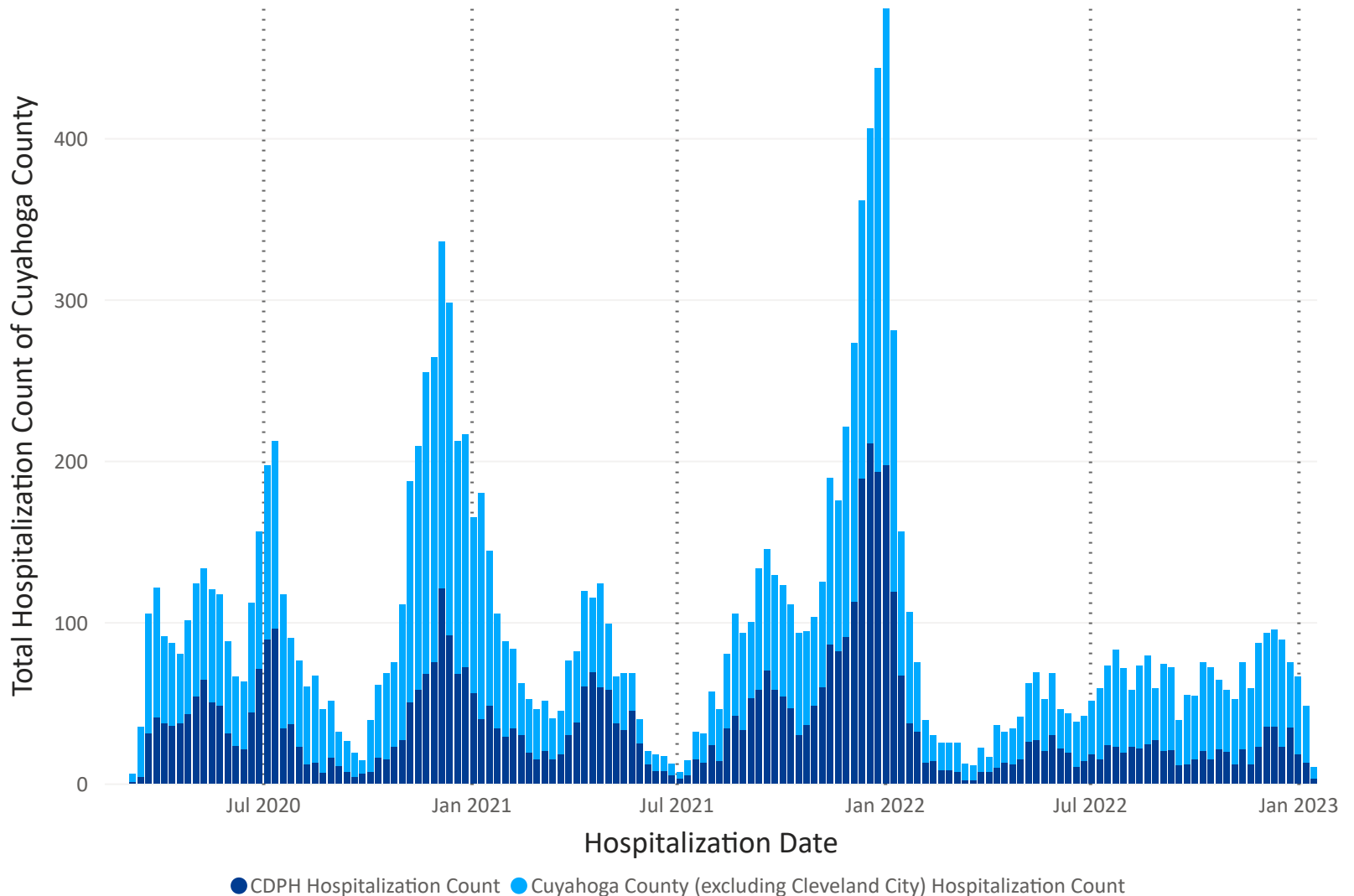


# COVID-19 WATCH

Coronavirus Disease (COVID-19) Surveillance Report  
February 03, 2023

## City vs. County Comparisons—Hospitalization Count

Figure 14. Comparison of Hospitalization Counts Between the City of Cleveland & Cuyahoga County, Reported Weekly (Feb 15, 2020 - Jan 28, 2023)



5,925

Total Hospitalizations in Cleveland City

15,349

Total Hospitalizations in Cuyahoga County

28.5%

of Cuyahoga County Hospitalizations  
in Cleveland City

**Cleveland Department of Public Health**  
75 Erieview Plaza, Floor 3  
Cleveland, Ohio 44114  
Office: 216-420-7743  
Fax: 216-664-6159

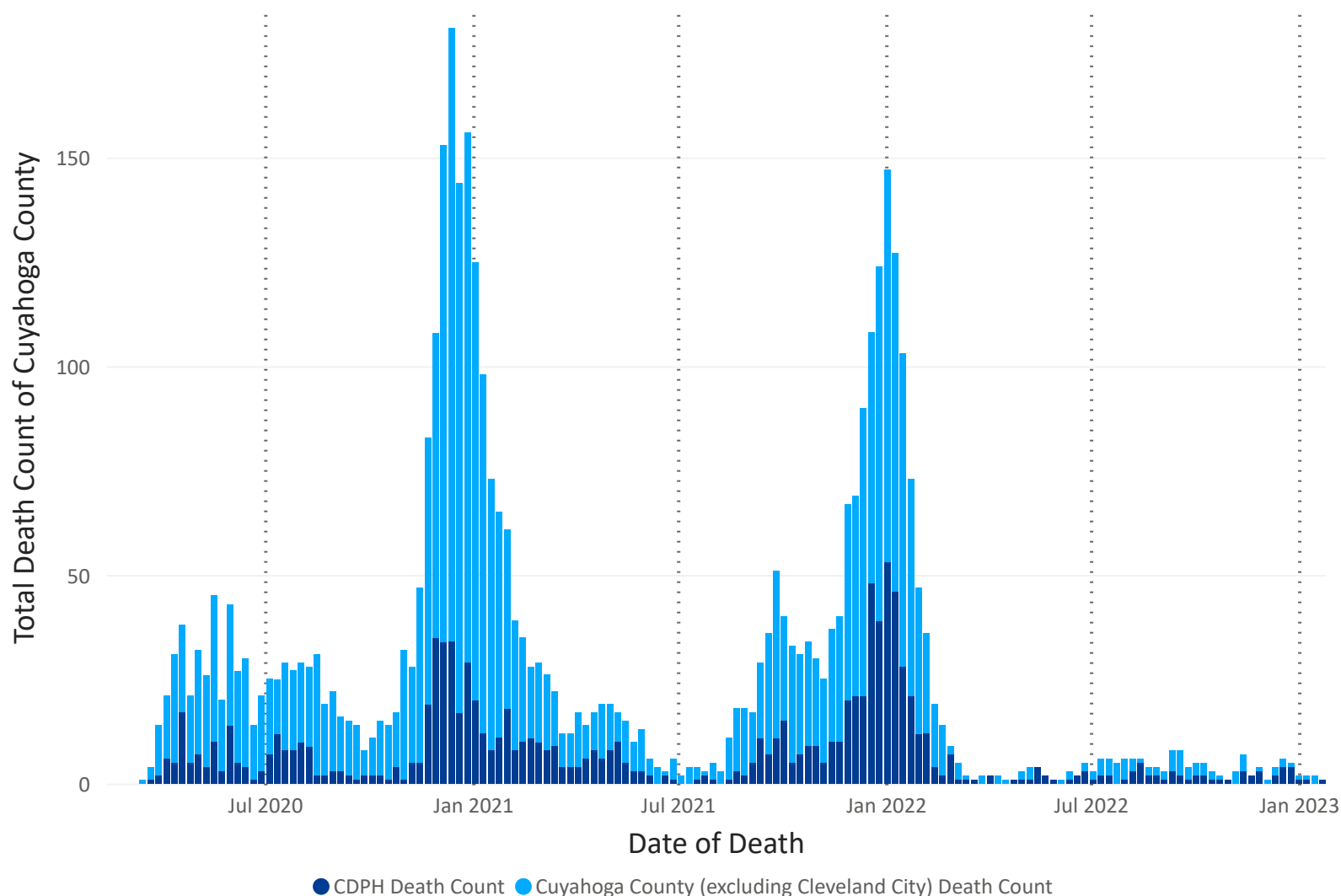


# COVID-19 WATCH

Coronavirus Disease (COVID-19) Surveillance Report  
February 03, 2023

## City vs. County Comparisons—Deaths

Figure 15. Comparison of Death Counts Between the City of Cleveland & Cuyahoga County, Reported Weekly (Feb 15, 2020 - Jan 28, 2023)





# COVID-19 WATCH

Coronavirus Disease (COVID-19) Surveillance Report  
February 03, 2023

## Disclaimers

### MetaData

The Cuyahoga County numbers are approximate and have been populated using the DataOhio Portal.

This data report reflects the period starting from February 15, 2020 through January 28, 2023 for the City of Cleveland, Ohio.

Total Cases represent confirmed and probable cases.

Cleveland City data and Cuyahoga County data are compiled on January 31, 2023 using the DataOhio Portal.

Population and demographic data are from the US Census Bureau's 2020 estimates.

Data is preliminary and subject to change.

There may be a delay in reporting.

Data is reported by test date. If test date is unknown, the date a case is reported to Ohio Department of Health is used as a substitute for the test date. The number of cases can vary based on dates used for analysis.

Primary Source: Cleveland Department of Public Health

Organization: Cleveland Department of Public Health

**Cleveland Department of Public Health**  
75 Erieview Plaza, Floor 3  
Cleveland, Ohio 44114  
Office: 216-420-7743  
Fax: 216-664-6159