



CITY OF CLEVELAND
Mayor Justin M. Bibb



COVID-19 WATCH

Weekly Coronavirus Disease (COVID-19) Surveillance Report
Friday, March 03, 2023

Report Contents

Page 1: What Matters Most

Pages 2-3: COVID-19 Cases & Vaccinations Summary

Pages 4-7: Case Demographics

Pages 8-9: Vaccine Demographics

Pages 10: Hospitalization Metrics

Page 11: Death Metrics

Pages 12-14: City vs County Trends

Page 15: Disclaimers

If you have questions concerning the information in this report, email us at covidreport@clevelandohio.gov

Cleveland Department of Public Health
75 Erieview Plaza, Floor 3
Cleveland, Ohio 44114
Office: 216-420-7743
Fax: 216-664-6159

The purpose of the COVID-19 Watch is to summarize the coronavirus surveillance and vaccine uptake in the City of Cleveland, Ohio. This report uses data available through February 25, 2023. Data on COVID-19 case demographics focus on the last four full weeks prior to publication (January 29 - February 25, 2023).

What Matters Most

1. Cleveland COVID-19 activity held steady during the month of February with an average 7-day incidence rate of 78 new cases per 100,000 residents. This is comparable to state-wide COVID-19 activity during the same time frame which, averaged a 7-day incidence rate of 51 new cases per 100,000 residents. Due to widespread use of home tests and lack of self-reporting to the health department, the true incidence is likely higher.
2. As of February 28th, Cuyahoga County has a COVID-19 Community Level of "low". This is the first time since this tool was created that the county has had a low level. This reflects that while COVID-19 continues to circulate in the community it has not result in severe illness or required hospitalization. Over the past four weeks there has not been a COVID-19 hospitalization for a Cleveland resident.
3. 530 residents received their first COVID-19 vaccine during the month of February. As of February 28th, 57.8% of Cleveland residents have received any dose of a COVID-19 vaccine, 50.7% have completed their primary vaccination series, and 26.1% have received a booster dose. Appointments for adults and children can be made by calling 216-664-2222 or visiting gettheshot.coronavirus.gov. COVID-19 and flu can be given at the same visit.
4. The Federal government announced on January 30th that the public health emergency due to COVID-19 will officially end on May 11, 2023. Despite the end of the emergency COVID-19 vaccines, testing, and treatment will remain available to the public. This announcement being made is an indication that additional resources are no longer needed to address the pandemic and COVID-19 activity throughout the nation is at a more manageable level.



CITY OF CLEVELAND
Mayor Justin M. Bibb



Cleveland Department of Public Health

COVID-19 WATCH

Weekly Coronavirus Disease (COVID-19) Surveillance Report
Friday, March 03, 2023

COVID-19 Summary*

101,771

Total Cases

5,991

Total Hospitalizations

1,061

Total Deaths***

COVID-19 in Previous 4 Weeks

607

Cases in Previous 4 Weeks

0

Hospitalizations in Previous 4 Weeks

Vaccine Summary (Total Counts & Percentage of Clevelanders)**



Cleveland Department of Public Health

75 Erieview Plaza, Floor 3
Cleveland, Ohio 44114
Office: 216-420-7743
Fax: 216-664-6159

* Figures represent the total number of cases, hospitalizations and deaths in the City of Cleveland since February 15, 2020.

** Vaccine data were exported from the DataOhio Portal on February 28, 2023. The vaccine summary includes vaccinations administered to Cleveland residents by any supplier.

Completed: The number/percentage listed is the individuals who have completed a COVID-19 vaccine primary series. This includes one dose of a single-dose vaccine (Janssen) or all required doses in a primary series (Pfizer, Moderna, Novavax).

Boosted: The number/percentage listed are those who have received either an additional dose in their primary series or an updated bivalent booster dose of a COVID-19mRNA vaccine on or after Sept. 1, 2022

*** Final cause of death can take weeks to determine. The number of deaths in previous weeks are subject to change as more information becomes available from Ohio Department of Health.



CITY OF CLEVELAND
Mayor Justin M. Bibb



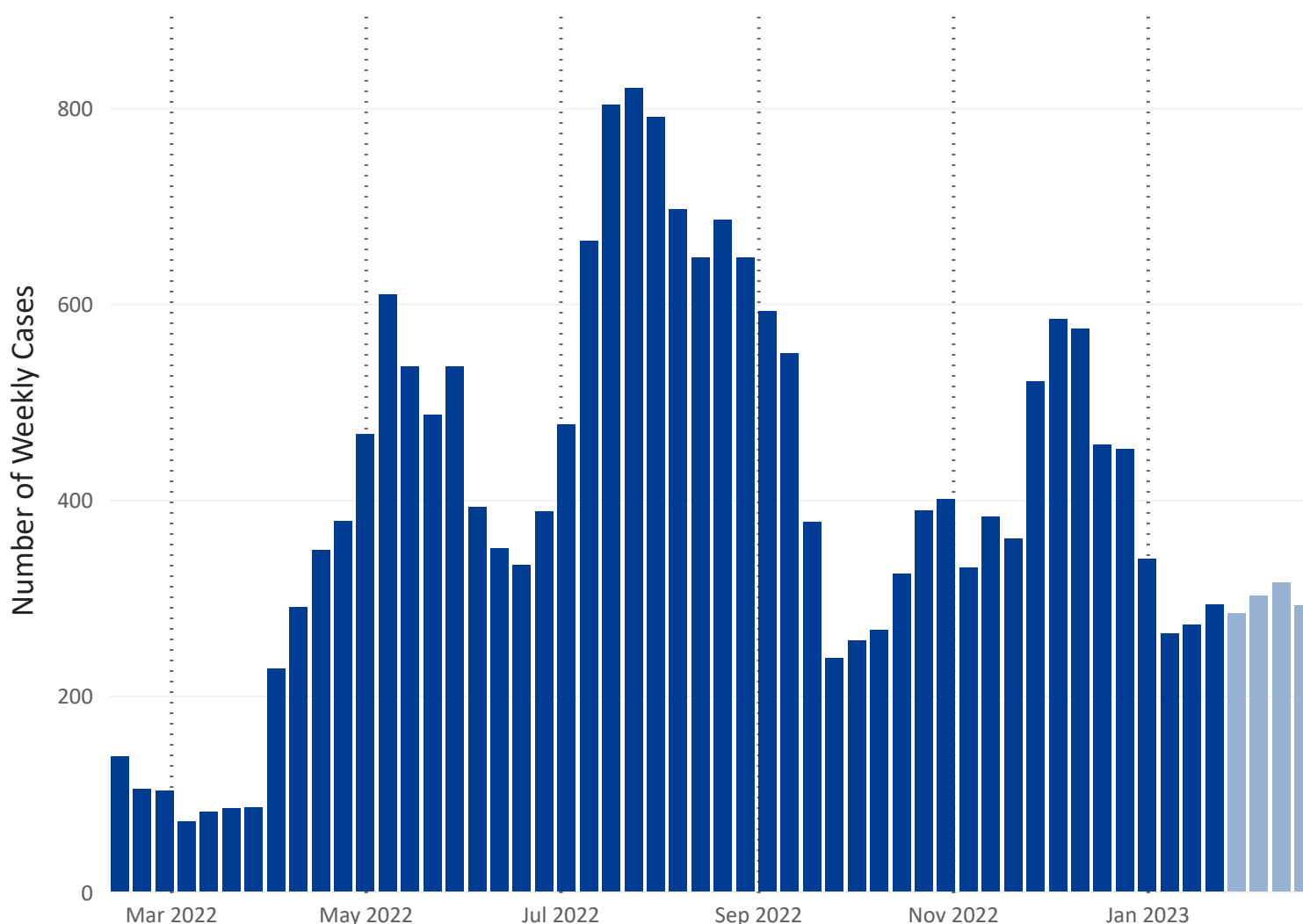
Cleveland Department of Public Health

COVID-19 WATCH

Weekly Coronavirus Disease (COVID-19) Surveillance Report
Friday, March 03, 2023

Cases by Week of Test Date

Figure 1. City of Cleveland COVID-19 Total Cases by Reporting Week (Jan 30, 2022 - Feb 25, 2023) (based on 101,770 cases)



Cleveland Department of Public Health

75 Erievue Plaza, Floor 3
Cleveland, Ohio 44114
Office: 216-420-7743
Fax: 216-664-6159

Note: If test date is unknown, the earliest known date associated with a case is used. One confirmed case reported before February 15 is not included in this graph. Ongoing data cleaning processes and delays in reporting will fluctuate the total number of cases from the previous reports.



COVID-19 WATCH

Weekly Coronavirus Disease (COVID-19) Surveillance Report
Friday, March 03, 2023

Cases by Age Group

Figure 2. City of Cleveland COVID-19 Cases by Age (Jan 29, 2023 - Feb 25, 2023) (based on 1,189 cases)

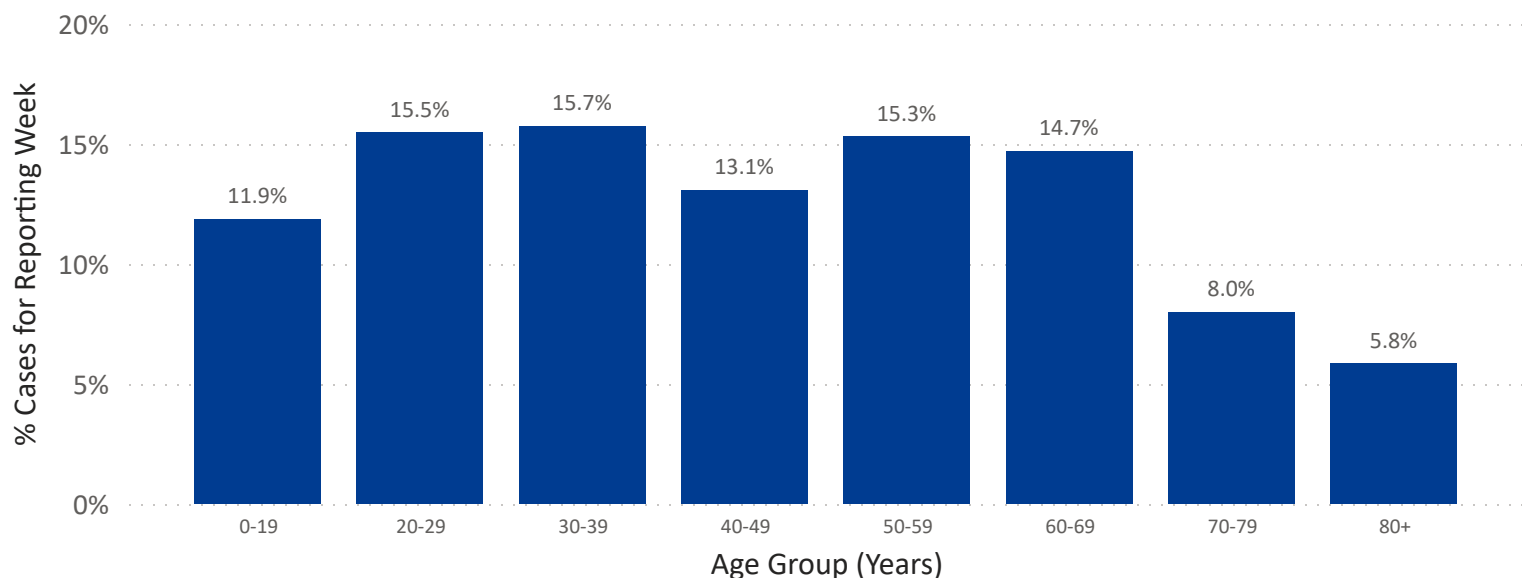
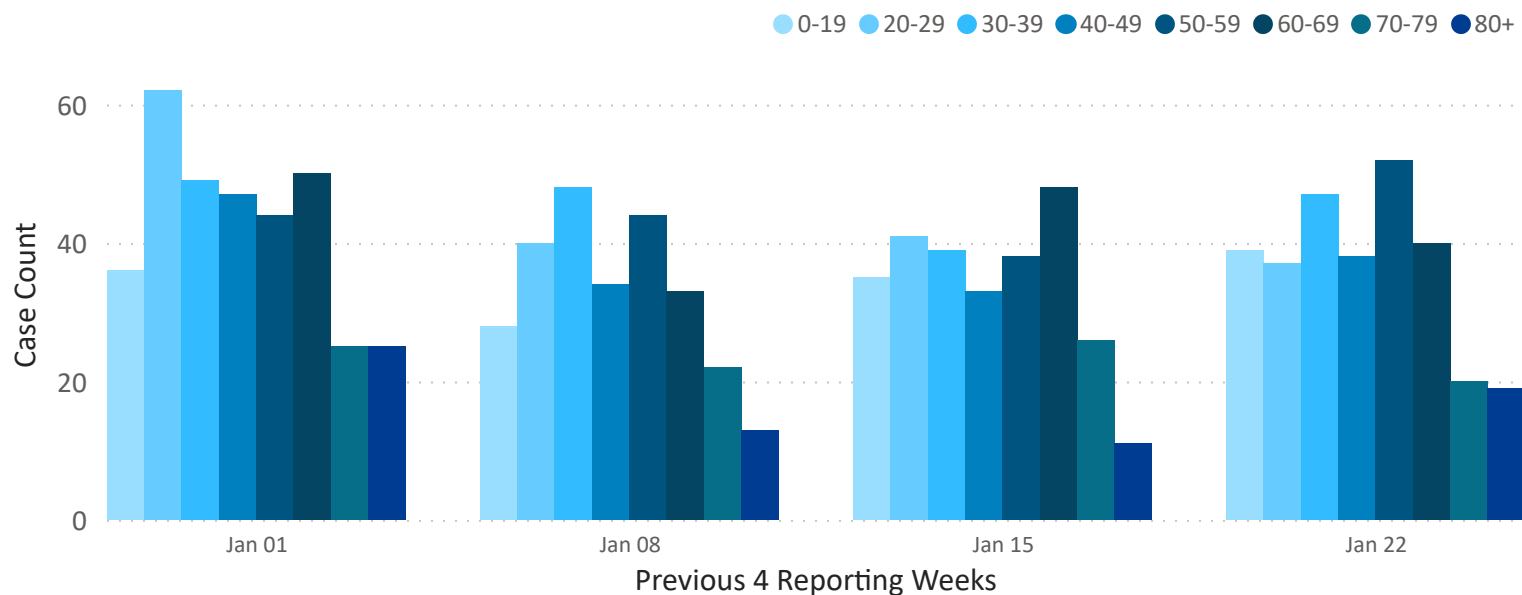


Figure 3. COVID-19 Cases in City of Cleveland by Age (Jan 29, 2023 - Feb 25, 2023) (based on 1,189 cases)



Cleveland Department of Public Health
75 Erieview Plaza, Floor 3
Cleveland, Ohio 44114
Office: 216-420-7743
Fax: 216-664-6159

Note: [Figure 2](#) and [Figure 3](#) do not include 4 cases whose age is unknown.



COVID-19 WATCH

Weekly Coronavirus Disease (COVID-19) Surveillance Report
Friday, March 03, 2023

Cases by Gender

Figure 4. City of Cleveland COVID-19 Cases by Gender (Jan 29, 2023 - Feb 25, 2023) (based on 1,192 cases)

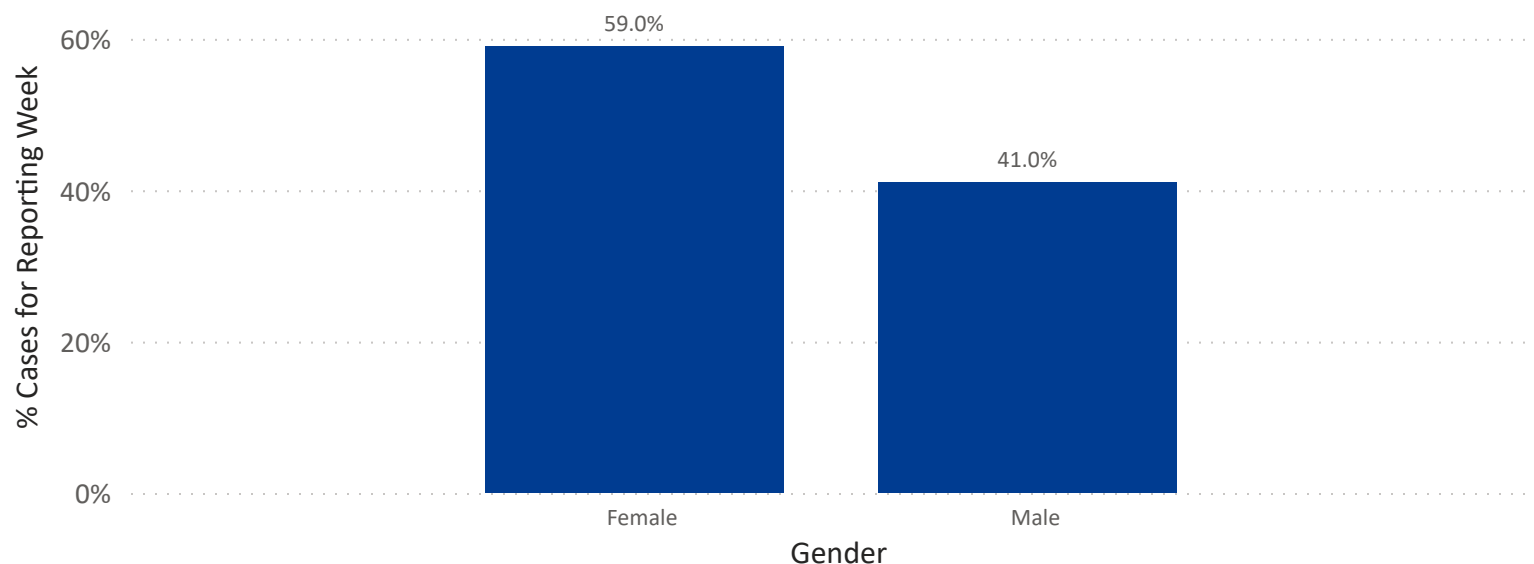
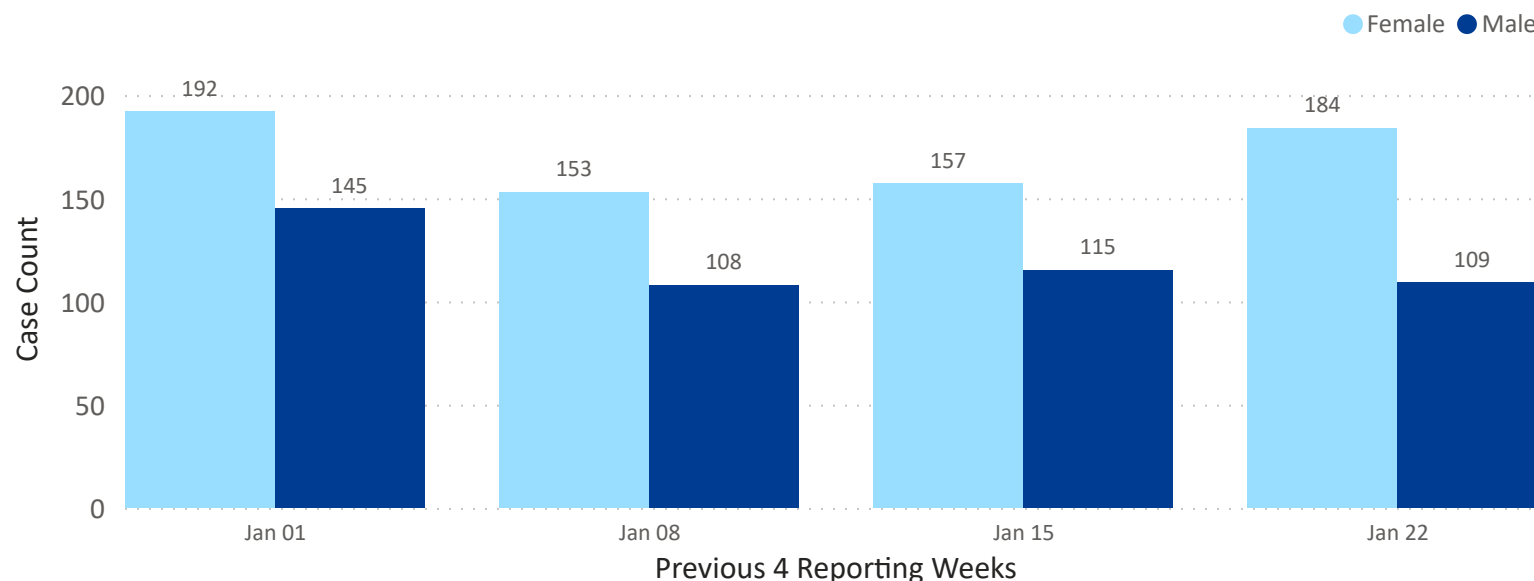


Figure 5. COVID-19 Cases in City of Cleveland by Gender (Jan 29, 2023 - Feb 25, 2023) (based on 1,192 cases)



Cleveland Department of Public Health
75 Erievue Plaza, Floor 3
Cleveland, Ohio 44114
Office: 216-420-7743
Fax: 216-664-6159

Note: Figure 4 and Figure 5 do not include 1 case whose sex is unknown.



COVID-19 WATCH

Weekly Coronavirus Disease (COVID-19) Surveillance Report
Friday, March 03, 2023

Cases by Race

Figure 6. City of Cleveland COVID-19 Cases by Race (Jan 29, 2023 - Feb 25, 2023) (based on 1,102 cases)

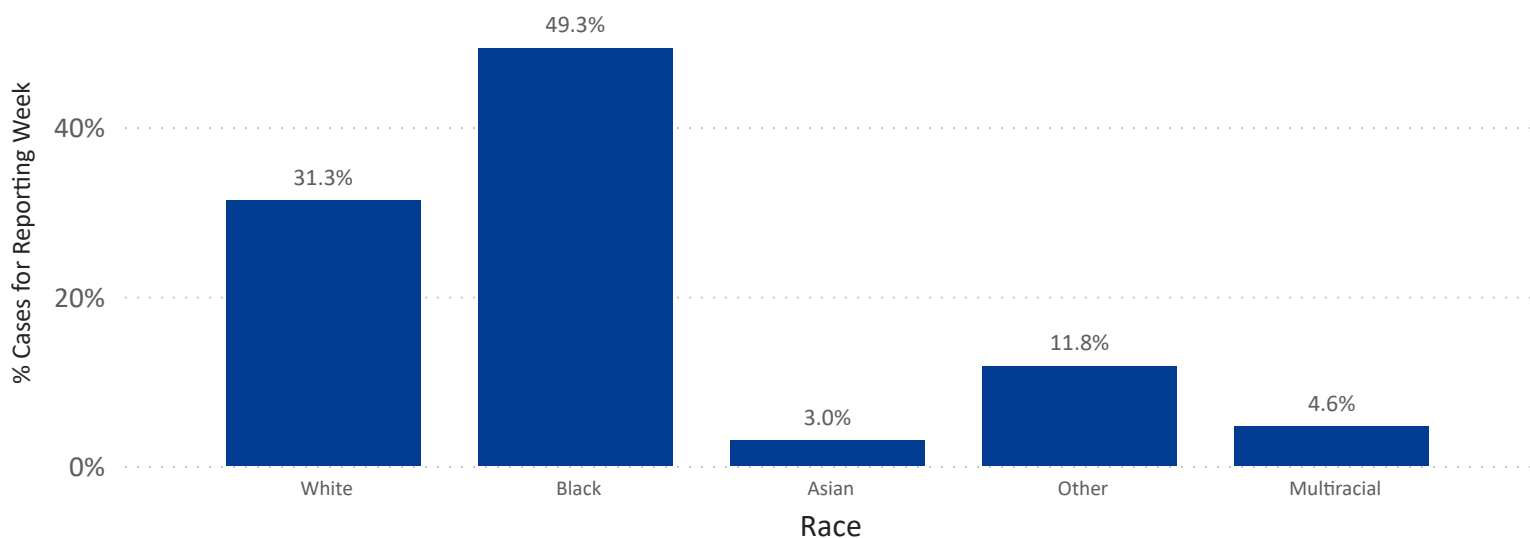
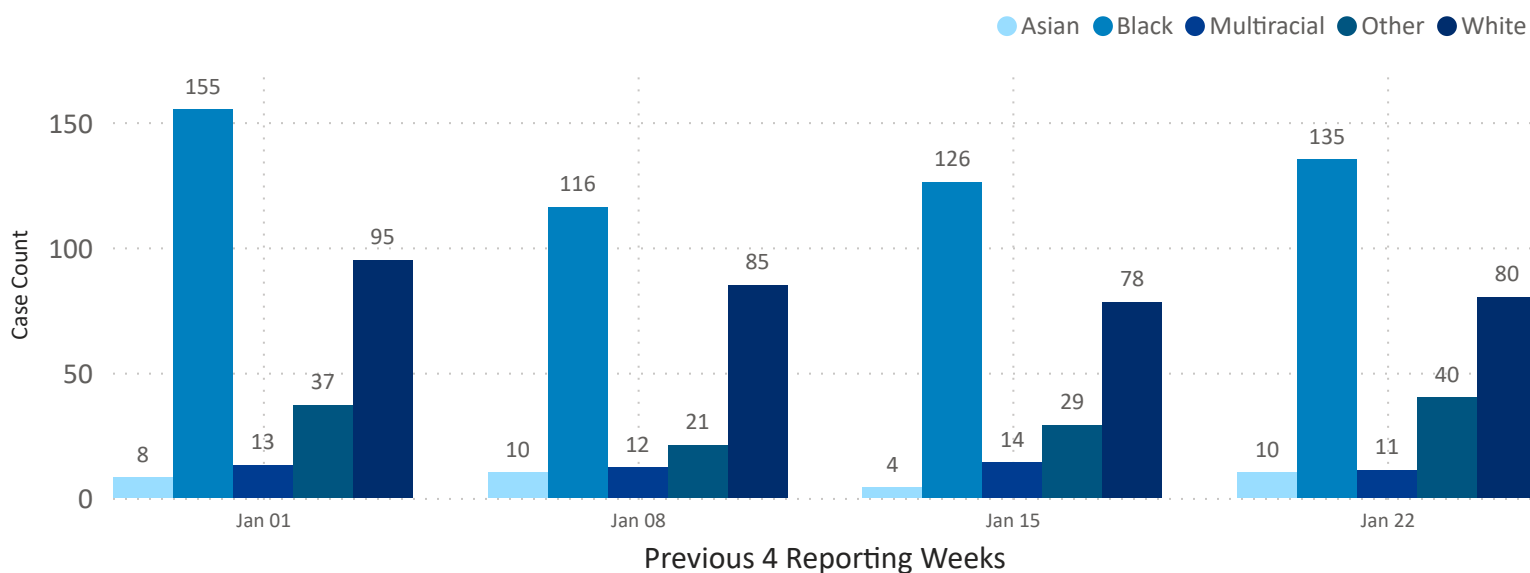


Figure 7. COVID-19 Cases in City of Cleveland by Race (Jan 29, 2023 - Feb 25, 2023) (based on 1,102 cases)



Cleveland Department of Public Health
75 Erievue Plaza, Floor 3
Cleveland, Ohio 44114
Office: 216-420-7743
Fax: 216-664-6159

Note: Figure 6 and Figure 7 do not include 91 cases whose race is unknown. American Indian/Alaska Native and Native Hawaiian/Pacific Islander are included under Other races.



COVID-19 WATCH

Weekly Coronavirus Disease (COVID-19) Surveillance Report
Friday, March 03, 2023

Cases by Ethnicity

Figure 8. City of Cleveland COVID-19 Cases by Ethnicity (Jan 29, 2023 - Feb 25, 2023) (based on 1,193 cases)

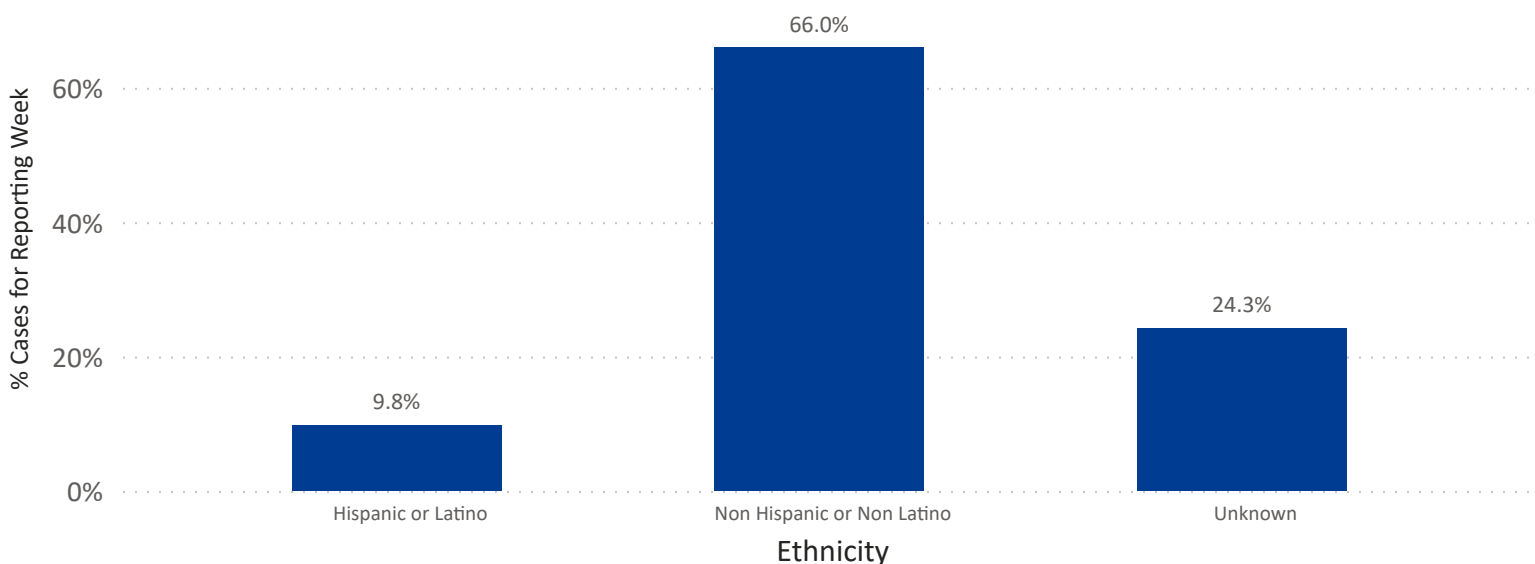
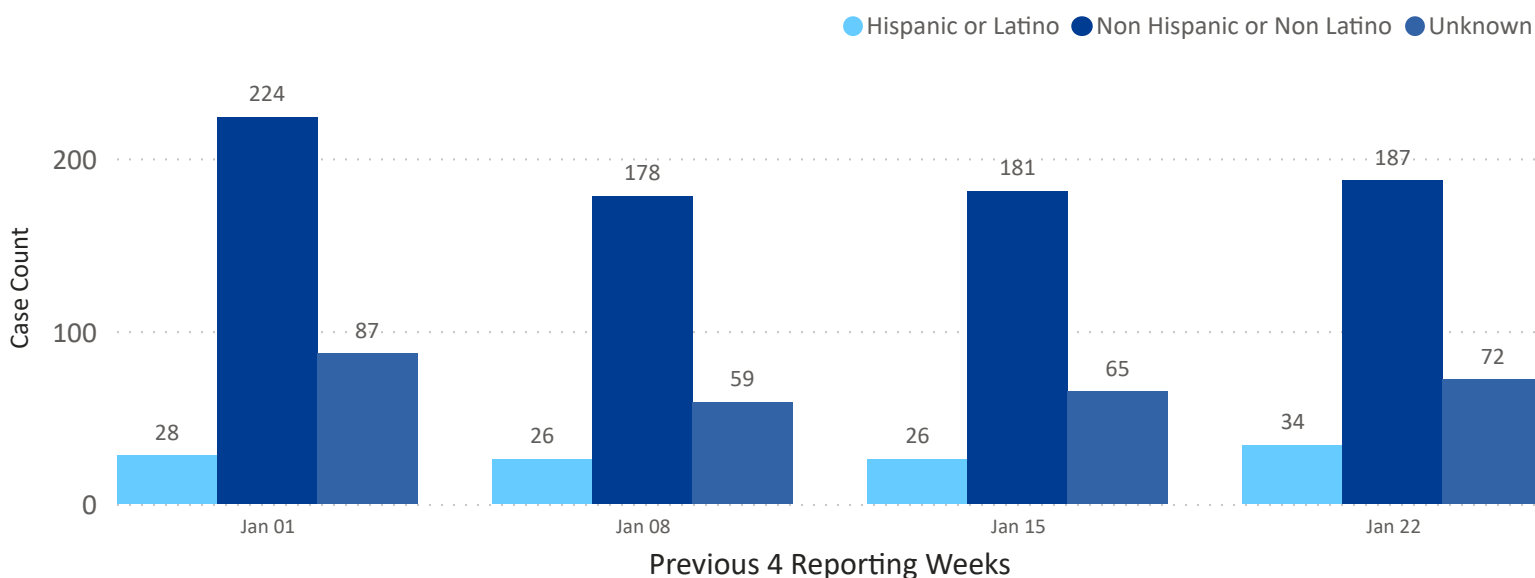


Figure 9. COVID-19 Cases in City of Cleveland by Ethnicity (Jan 29, 2023 - Feb 25, 2023) (based on 1,193 cases)



Cleveland Department of Public Health
75 Erievue Plaza, Floor 3
Cleveland, Ohio 44114
Office: 216-420-7743
Fax: 216-664-6159



CITY OF CLEVELAND
Mayor Justin M. Bibb



Cleveland Department of Public Health

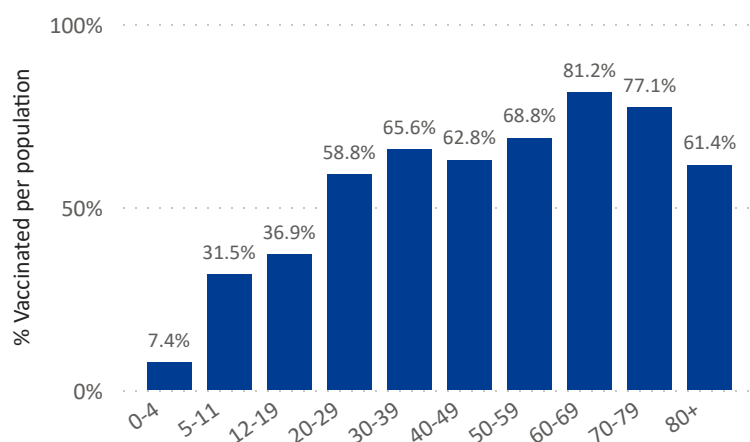
COVID-19 WATCH

Weekly Coronavirus Disease (COVID-19) Surveillance Report
Friday, March 03, 2023

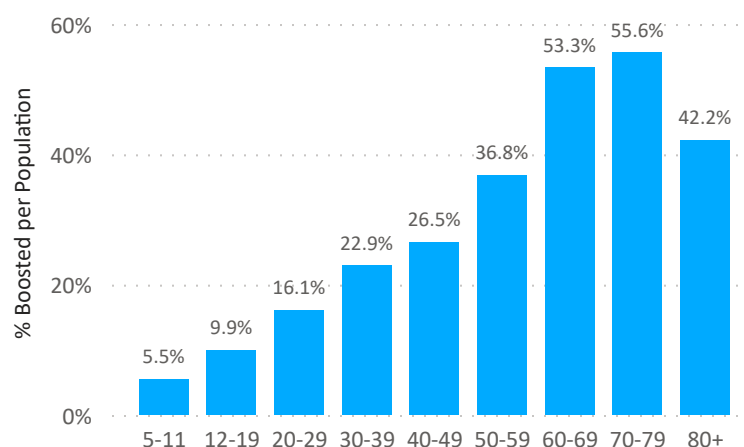
Vaccinations through February 28th, 2023 by Demographic

Age Groups

% of Cleveland Residents Vaccinated per Age Group

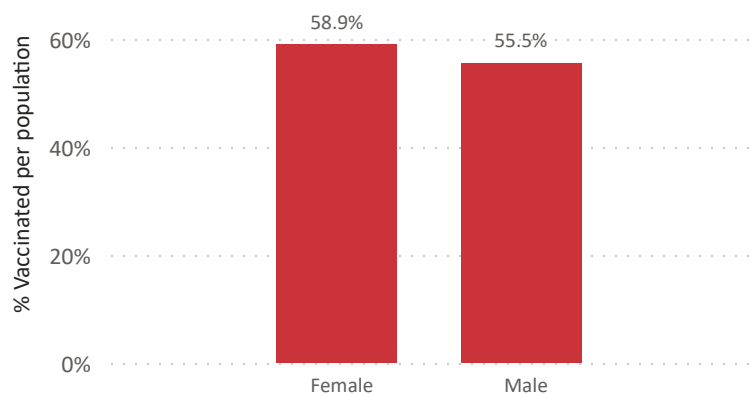


% of Cleveland Residents Boosted by Age Group

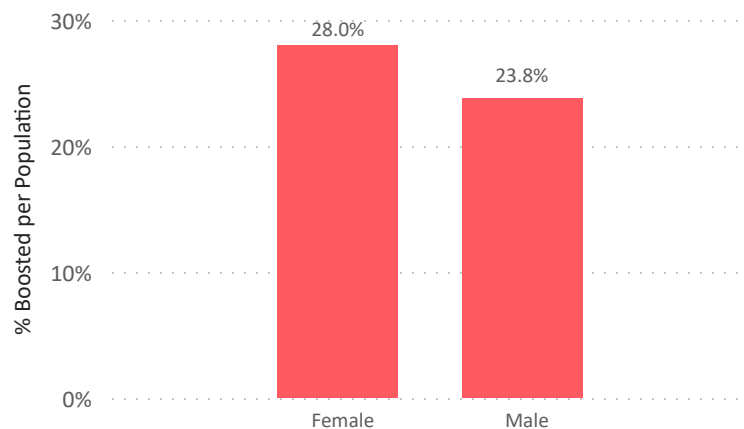


Sex

% of Cleveland Residents Vaccinated per Sex



% of Cleveland Residents Boosted per Sex



Cleveland Department of Public Health
75 Erievue Plaza, Floor 3
Cleveland, Ohio 44114
Office: 216-420-7743
Fax: 216-664-6159

The total Cleveland population of 383,331 along with the age, race, sex, and ethnicity data are estimates reported by the US Census Bureau 2020. There are no estimates for "Unknown" or "Other" sex and age groups, so percent of population cannot be calculated for these groups. Data for % Vaccinated out of total population graphs can be read, for example, "77.0% of the 70-79 year old population in Cleveland have received at least one dose of the COVID-19 vaccine". Sex graphs does not include 1,893 "unknown" and 65 "other".



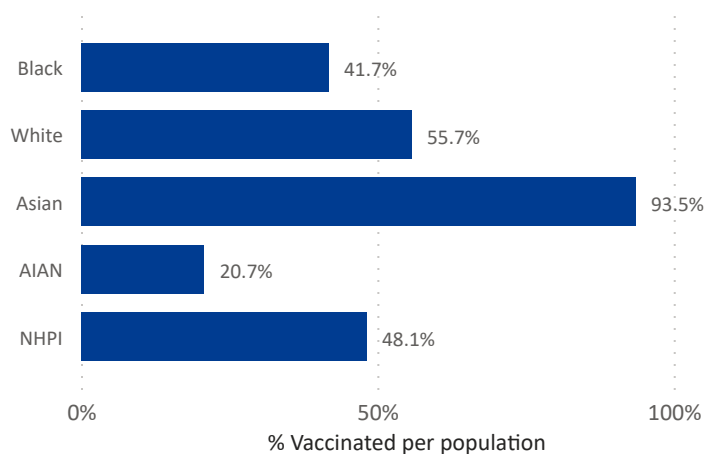
COVID-19 WATCH

Weekly Coronavirus Disease (COVID-19) Surveillance Report
Friday, March 03, 2023

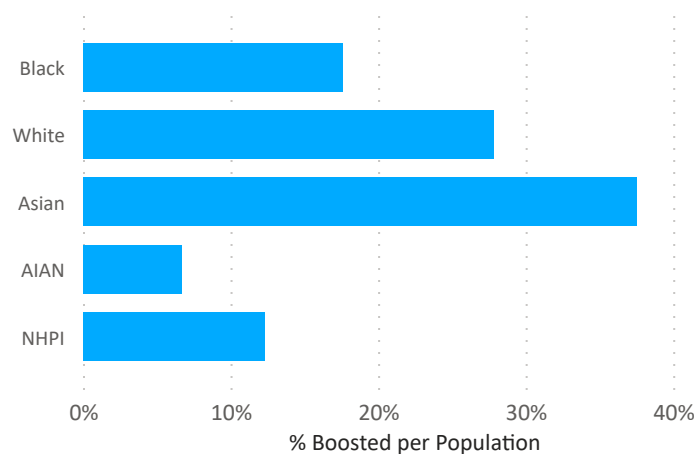
Vaccinations through February 28th, 2023 by Demographic

Race

% of Cleveland Residents Vaccinated per Race Population

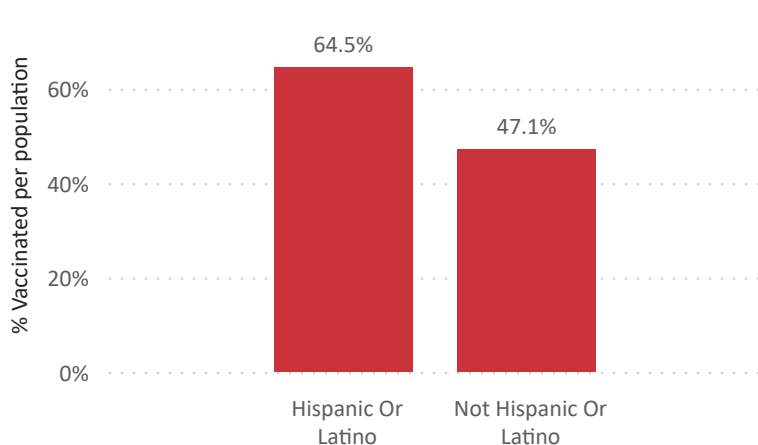


% of Cleveland Residents Boosted per Race Population

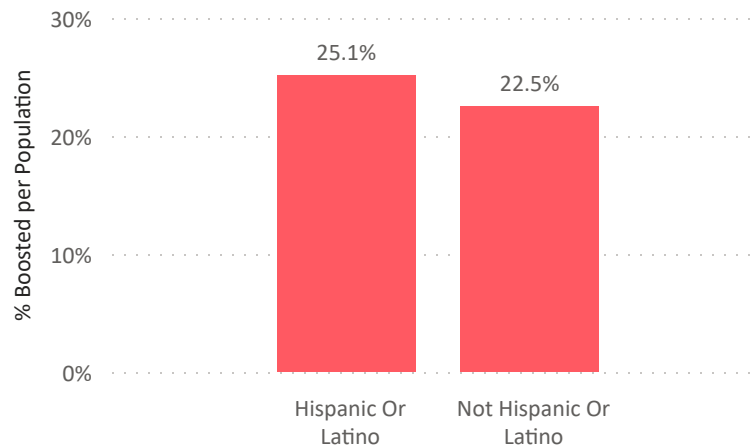


Ethnicity

% of Cleveland Residents Vaccinated per Ethnicity



% of Cleveland Residents Boosted per Ethnicity



Cleveland Department of Public Health
75 Erievue Plaza, Floor 3
Cleveland, Ohio 44114
Office: 216-420-7743
Fax: 216-664-6159

The total Cleveland population of 383,331 along with the age, race, sex, and ethnicity data are estimates reported by the US Census Bureau 2020. There are no population estimates for "Unknown" and "Other" race and ethnicity categories, so % population cannot be calculated for these groups. AIAN = American Indian/Alaska Native; NHPI = Native Hawaiian/Pacific Islander. Other race does not includes two or more races. Race graph does not include 6,691 unknown race.



COVID-19 WATCH

Weekly Coronavirus Disease (COVID-19) Surveillance Report
Friday, March 03, 2023

Hospitalization by Admission Date

Figure 10. City of Cleveland COVID-19 Hospitalizations by Week (Jan 30, 2022 - Feb 25, 2023) (based on 5,510 cases)

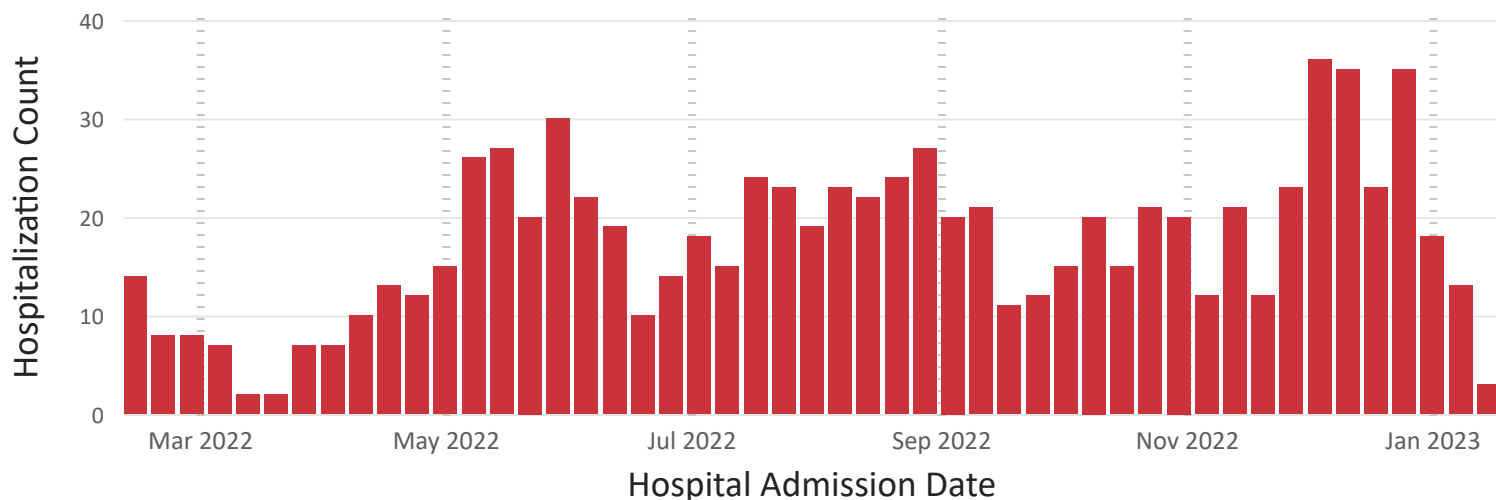
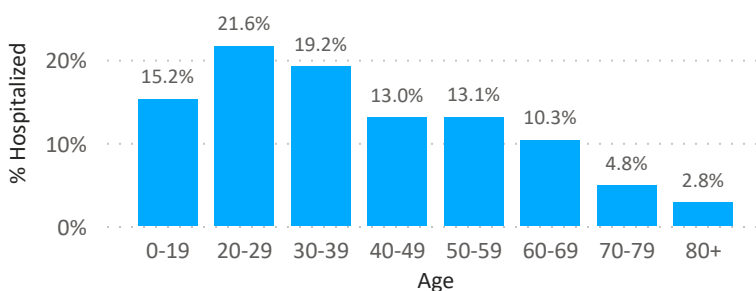


Figure 11. City of Cleveland COVID-19 Hospitalizations by Demographics (Feb 15, 2020 - Feb 25, 2023) (based on 5,991 cases)

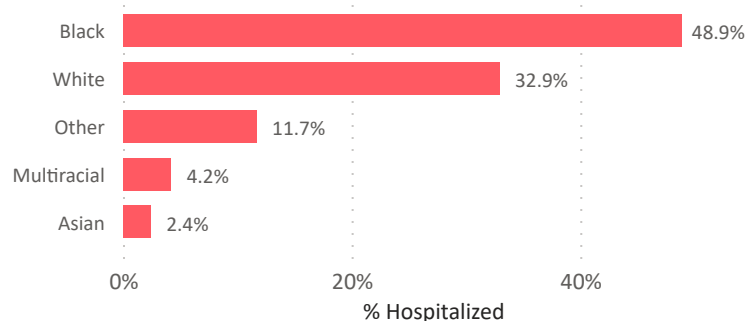
By Age



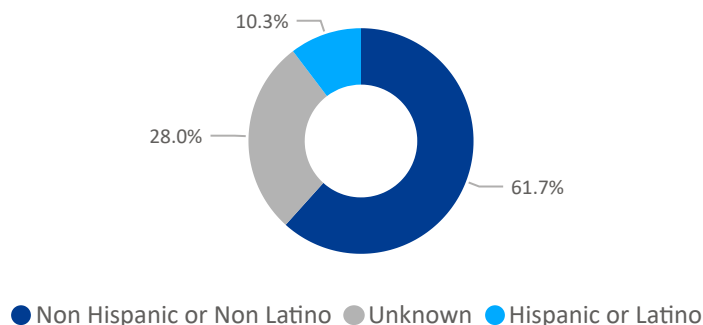
By Gender



By Race



By Ethnicity



Cleveland Department of Public Health
75 Erievue Plaza, Floor 3
Cleveland, Ohio 44114
Office: 216-420-7743
Fax: 216-664-6159

* As of February 12, 2021, hospitalization counts are shown in the present report by hospital admission date. Prior to this date, they had been shown by test date.
* Hospitalization data is preliminary and will be updated in subsequent weeks due to reporting delays.
* **By Race** graph does not include 53 cases with unknown races.



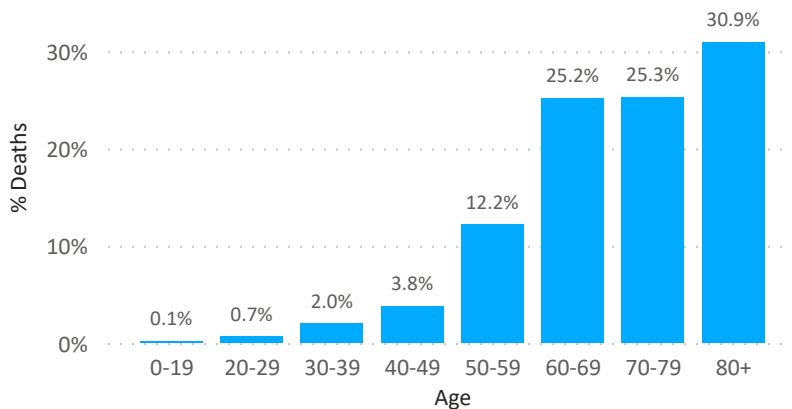
COVID-19 WATCH

Weekly Coronavirus Disease (COVID-19) Surveillance Report
Friday, March 03, 2023

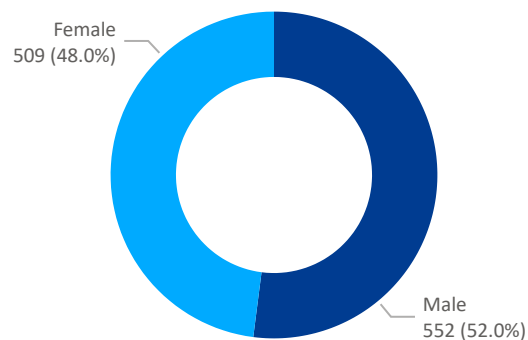
Total Deaths

Figure 12. City of Cleveland COVID-19 Deaths by Demographics (Feb 15, 2020 - Feb 25, 2023) (based on 1,061 cases)

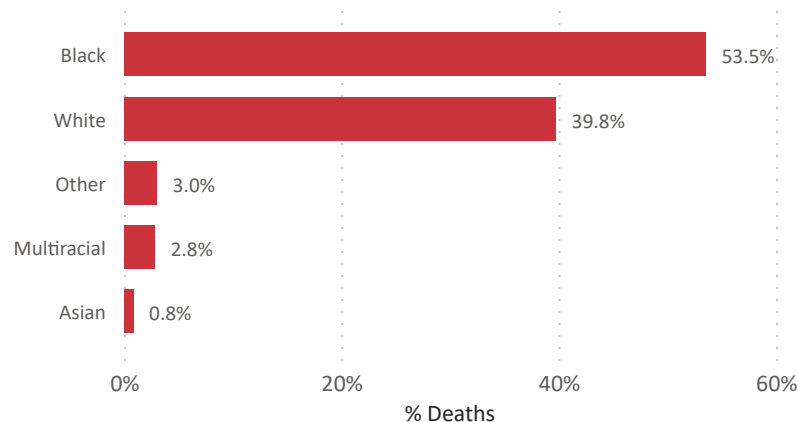
By Age



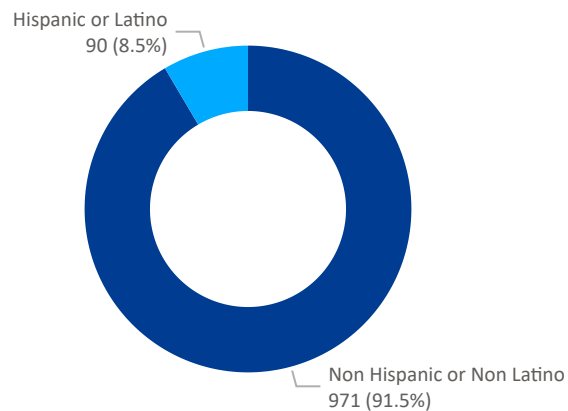
By Gender



By Race



By Ethnicity



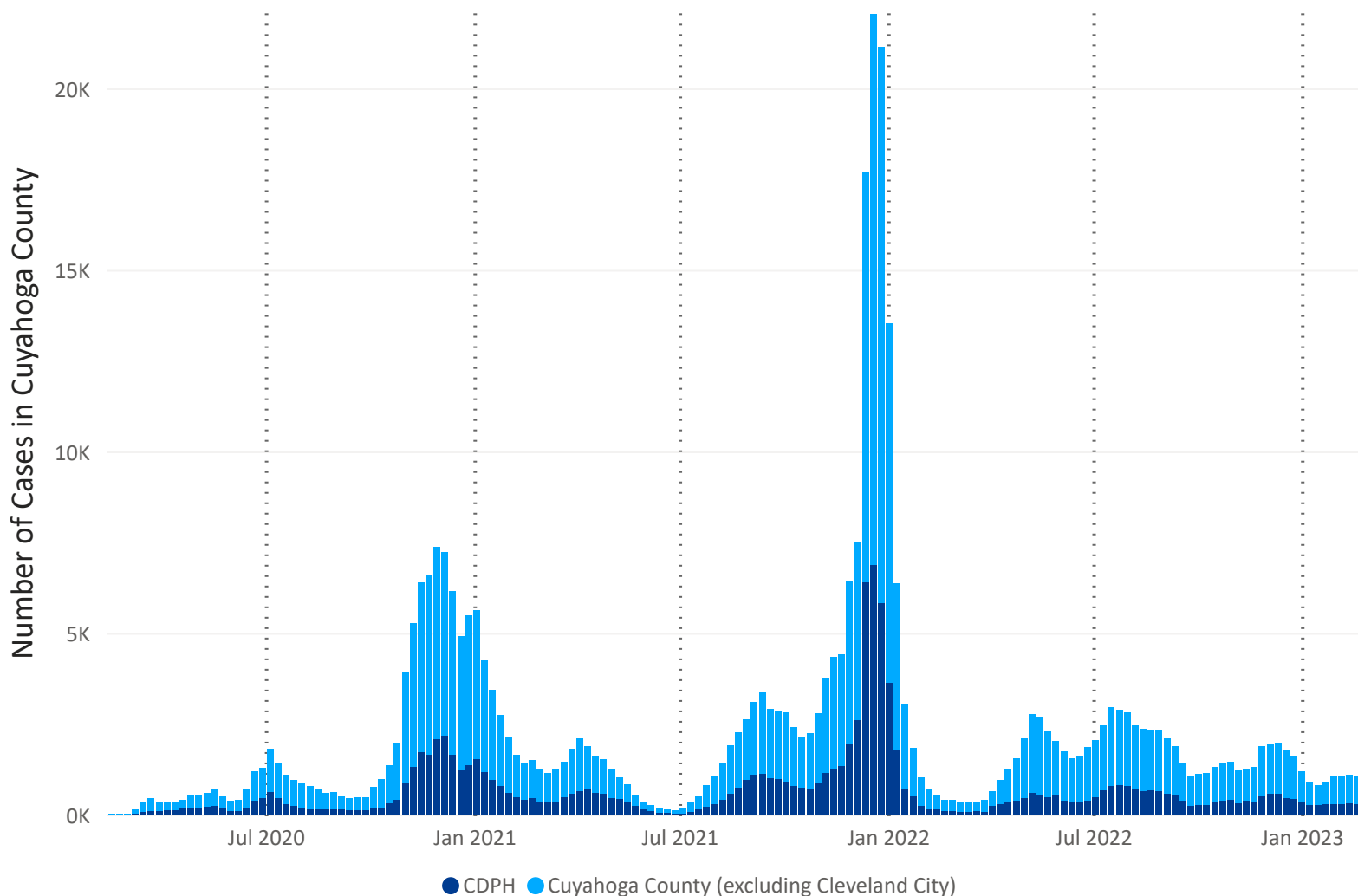


COVID-19 WATCH

Weekly Coronavirus Disease (COVID-19) Surveillance Report
Friday, March 03, 2023

City vs. County Comparisons—Total Number of Cases

Figure 13. Comparison of Total Number of Cases Between the City of Cleveland & Cuyahoga County, Reported Weekly (Feb 15, 2020 - Feb 25, 2023)



101,771

Total Cases in Cleveland City

350,858

Total Cases in Cuyahoga County

29.0%

of Cuyahoga County Cases in Cleveland City

Cleveland Department of Public Health
75 Erievue Plaza, Floor 3
Cleveland, Ohio 44114
Office: 216-420-7743
Fax: 216-664-6159

Note: According to the US Census Bureau, City of Cleveland residents represent 31% of the Cuyahoga County population.

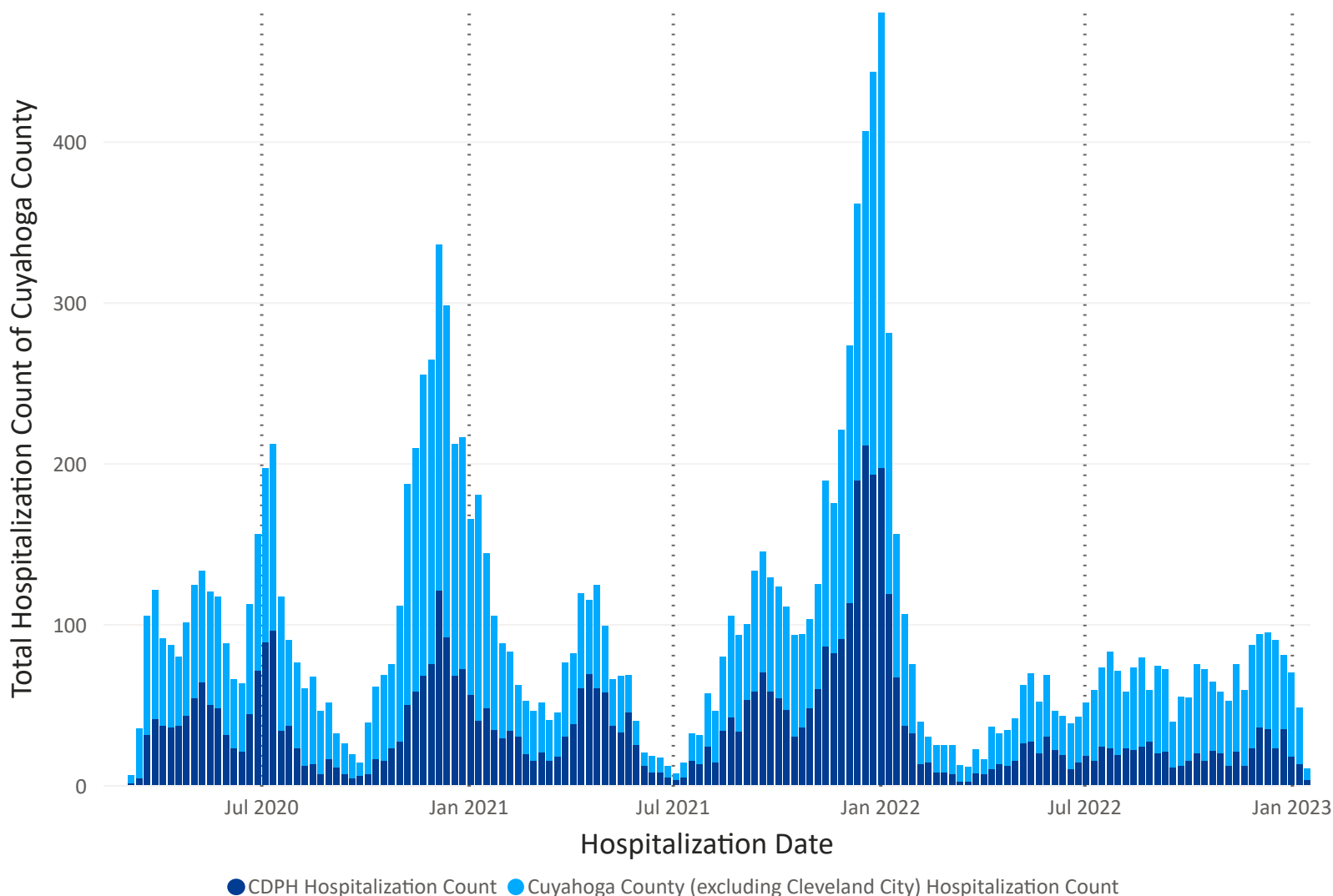


COVID-19 WATCH

Weekly Coronavirus Disease (COVID-19) Surveillance Report
Friday, March 03, 2023

City vs. County Comparisons—Hospitalization Count

Figure 14. Comparison of Hospitalization Counts Between the City of Cleveland & Cuyahoga County, Reported Weekly (Feb 15, 2020 - Feb 25, 2023)



5,925

15,574

28.5%

Total Hospitalizations in Cleveland City

Total Hospitalizations in Cuyahoga County

of Cuyahoga County Hospitalizations in Cleveland City

Cleveland Department of Public Health
75 Erieview Plaza, Floor 3
Cleveland, Ohio 44114
Office: 216-420-7743
Fax: 216-664-6159

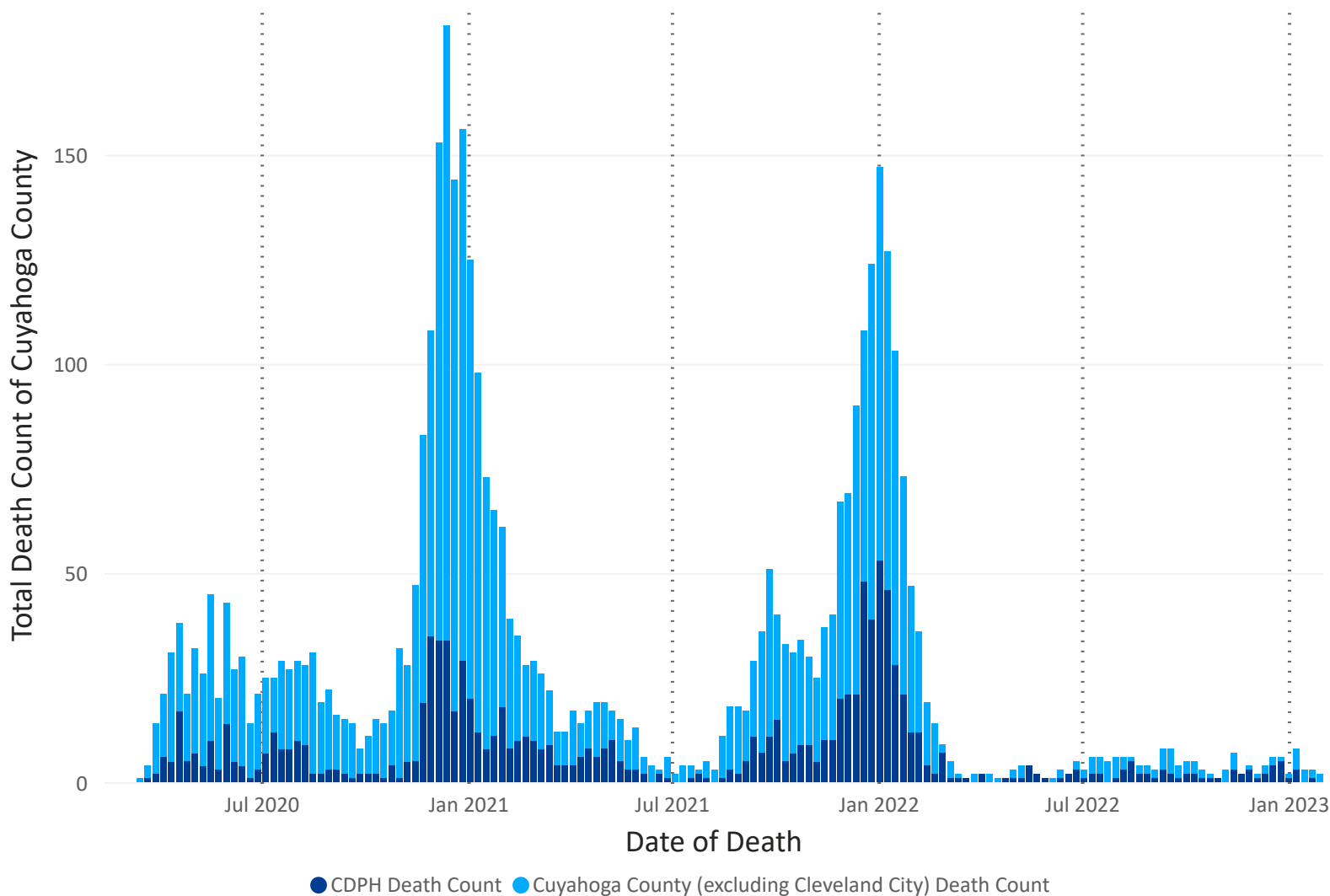


COVID-19 WATCH

Weekly Coronavirus Disease (COVID-19) Surveillance Report
Friday, March 03, 2023

City vs. County Comparisons—Deaths

Figure 15. Comparison of Death Counts Between the City of Cleveland & Cuyahoga County, Reported Weekly (Feb 15, 2020 - Feb 25, 2023)



Cleveland Department of Public Health
75 Erievue Plaza, Floor 3
Cleveland, Ohio 44114
Office: 216-420-7743
Fax: 216-664-6159



COVID-19 WATCH

Weekly Coronavirus Disease (COVID-19) Surveillance Report
Friday, March 03, 2023

Disclaimers

MetaData

The Cuyahoga County numbers are approximate and have been populated using the DataOhio Portal.

This data report reflects the period starting from February 15, 2020 through February 25, 2023 for the City of Cleveland, Ohio.

Total Cases represent confirmed and probable cases.

Cleveland City data and Cuyahoga County data are compiled on February 28, 2023 using the DataOhio Portal.

Population and demographic data are from the US Census Bureau's 2020 estimates.

Data is preliminary and subject to change.

There may be a delay in reporting.

Data is reported by test date. If test date is unknown, the date a case is reported to Ohio Department of Health is used as a substitute for the test date. The number of cases can vary based on dates used for analysis.

Primary Source: Cleveland Department of Public Health

Organization: Cleveland Department of Public Health

Cleveland Department of Public Health

75 Erieview Plaza, Floor 3
Cleveland, Ohio 44114
Office: 216-420-7743
Fax: 216-664-6159